

# B M I SUPPLY

Serving the Entertainment Industry

Lighting, Rigging, Scenic, Expendables, and more...

## 2014

571 Queensbury Ave  
Queensbury, NY 12804  
800.836.0524

[SHOP.BMISUPPLY.COM](http://SHOP.BMISUPPLY.COM)



# Table of Contents

# Ordering Info & Terms

Installations & Web .....	1
Pipe & Drape .....	2
Draperies .....	3
Fabric .....	4 - 5
Tape .....	6
Hardware .....	7 - 11
Rigging .....	12 - 17
Cordage .....	18
Curtain Track .....	19 - 21
Special Effects .....	22 - 29
Tech-cessories .....	30
Lighting Accessories .....	31 - 44
Electrics .....	45 - 62
Parts & Sockets .....	63
Lamps .....	64 - 65
Dimming & Control .....	66 - 73
Sound .....	74 - 77
Intercoms .....	78 - 81
Paint .....	82 - 87
Scenic Materials .....	88
Projection Materials .....	89
Flooring .....	90 - 91
Specialties .....	92
Index .....	93 - 95

## Pricing

Prices shown are current at time of printing. Prices and specifications subject to change without notice. Please call or e-mail for confirmation of prices and specifications. Updated product pricing is also posted at our website: [www.bmisupply.com](http://www.bmisupply.com).

## Payment Terms

Amex, Visa, MasterCard, Discover accepted, along with cash/check in advance or COD in select cases. Most government, Federal, college, university and private school purchase orders accepted on open account at the discretion of BMI Supply. Open account terms are Net 30 from invoice date, unless other arrangements are agreed upon by BMI Supply. Payments received Net 31 and later incur a 1.5% service charge initially, and for every thirty (30) days thereafter. Any collection and/or legal fees are the responsibility of the purchaser.

## Ordering

All orders subject to acceptance by BMI Supply. **Orders may be placed via web, phone, fax, email, or US mail.** Whichever is most convenient for you.

## Returns

We understand circumstances arise that necessitate a product return. Returns will not be accepted without a return authorization (RA#) number issued by BMI Supply. Request for a RA# must be placed with BMI Supply within 10 days of receipt of order by customer. Returns expire 20 days after issuance of RA#. All returns are subject to a minimum 20% restocking fee. Some items may be non-returnable solely at the discretion of BMI Supply.

## Freight

UPS, FEDEX, and common carrier are used for shipping. Shipping costs are borne by the purchaser unless other arrangements have been agreed upon by BMI Supply. Most shipments are prepaid and added to purchaser's invoice. Please provide need-by date when ordering. Any freight damage claims must be made within ten (10) days after receipt of product.

## Liability

All products are sold with manufacturers' warranties. Our liability is limited to these warranties. No other claims for damages, labor and/or material will be allowed.

## Manufacturer List

BMI Supply is proud to offer product from the key manufacturers listed below. Looking for gear from a company not listed here? Give us a call. While other suppliers might leave you hanging, we will do our best to track down your product or point you in the right direction. **Our sales managers are former tech directors, electricians, and carpenters who understand the unique needs of the production process.**

3M	Elec. Theatre Controls (ETC)	Pathway Connectivity
A.C. Lighting	ElectroVoice	Pelican Cases
A.C.T. Lighting	ENTTEC	Philips Lighting
Altman Lighting	Field Template	Phoenix
American DJ	Gerriets International	Pintech
Apollo Design	GAM Products	Prism Projection
Applied Electronics	Green Bull / Werner Ladder	Pro Intercom LLC
Audio Technica	grandMA	Pro Tapes & Specialties
Automatic Devices Co. (ADC)	Griplock	Revo Casters
Baxter Controls	H&H Specialties	Robe
Blisslights	High End Systems	Robert Juliat
Blizzard Lighting	Hot Wire Foam Factory	Rosco Labs
Brightline	Hudson Sprayers	Sculptural Arts Coatings
Bosch (Telex, ElectroVoice)	Interactive Technologies	Seachanger
Bulbrite	J.R. Clancy	Setwear
Canto USA	James Thomas Truss	Shure
CAST Lighting	Jiffy Mixer	Southco Inc.
Chauvet	Jiffy Steamer	Spanset
ChromaQ	Johnson Systems	Stage Junk
CITC	Kee Klamp	Stage Research
City Theatrical	Lee Filters	Stagemaker Hoists
Clarín Seating	LeMaitre Ltd.	Staging Concepts
ClearCom / HME	Leprecon	Strong International
ColorKinetics (Philips)	Leviton	Swisson
Colortran (NSI / Leviton)	Lex Products	Telex
Colson Casters	Lightronics	Tensator (Lawrence)
Conductix	Little	The Crosby Group, Inc.
Countryman Associates	Look Solutions	The Light Source
Da-Lite Screen Co.	Lycian	TheatricalHardware.com
Demand Products	Martin	Times Square Lighting
DeSisti Lighting	Marino	Ultratec
Diversitronics	Meteor	Union Connector
Doug Fleenor Design	Motion Labs	Ushio
Dove Systems	New England Ropes	Yellow Jacket
Eiko	NSI	
Elation	Osram Sylvania	



BMI\_Supply

## 2014 Catalog

Welcome to the 2014 BMI Supply Catalog! We enjoy bringing you a broad selection of equipment and expendables to help your production efforts. You will see a wide variety of new products throughout this catalog. As always, these new products represent the best our myriad manufacturers offer. We pride ourselves on being a **comprehensive supplier**, offering a diverse array of useful products for lighting, rigging, scenic construction, special effects, sound, and beyond. **You can count on one phone call, email, or website visit to BMI Supply to tackle a big chunk of your technical needs.**

We also offer a comprehensive e-commerce website! Please check it out at <http://shop.bmisupply.com>. You'll find a number of items we could not fit in the print catalog along with color swatches, additional pictures, product documentation, updated pricing, product launches, blog entries, and more! Prefer picking up the phone? We love answering it! As always, we are available from 8AM - 6PM eastern prevailing time, Monday through Friday.

BMI Supply sales personnel are industry professionals who have endured the production lifestyle and now make BMI Supply the savvy supplier that entertainment technicians rely on. We are happy to handle technical questions, offer advice, make the most of your tight budget, and help plan your long-term equipment needs.

Thank you for your business and friendship!

--- The BMI Supply Crew



Toll Free: 800.836.0524

Online: [shop.bmisupply.com](http://shop.bmisupply.com)





# BMI SUPPLY INSTALLATIONS DIVISION

Phone: 518.793.6708 Email: [installations@bmisupply.com](mailto:installations@bmisupply.com)

- \* THEATRICAL DIMMING & LIGHTING
- \* ARCHITECTURAL DIMMING
- \* COUNTERWEIGHT RIGGING
- \* MOTORIZED RIGGING
- \* ANNUAL SAFETY INSPECTIONS
- \* USER TRAINING
- \* MAINTENANCE & UPGRADES
- \* DESIGN & SPECIFICATION



BMI Supply is a Theatrical Supply and Installation Company with over 25 years of service to the Entertainment Industry. BMI Supply's highly trained and certified staff specializes in design & installation of theatrical equipment in high schools, colleges/universities, and performing arts centers. Along with new installations, BMI Supply offers inspections, maintenance, repairs, upgrades, and end-user training.

**IF YOU HAVE QUESTIONS OR CONCERNS ABOUT YOUR PERFORMANCE SPACE, PLEASE CONTACT US!**

**CHECK OUT THE [WWW.BMISUPPLY.COM](http://WWW.BMISUPPLY.COM) SITE!**

PHONE: 1.800.836.0524  
LIVE CHAT

Search

ETC 94 LED Luxtr+ Black (with/without) Item #: 67-60028

The body articulated ETC Source 4 LED is here! Offering a LIGHT 2022 fixture are now rolling out of the factory. The initial configurations include Luxtr+ color mixing, Tungsten-white, and Daylight-white.

Source 4 LED Luxtr+ fixtures are based on the Stellar 4 LED Color System (no mixing plus high-intensity white) for extreme broad-spectrum output. Create rich colors as well as theatrical tints all with one fixture. Features power and DMX inputs, hot-standby output. User-friendly control interface offers multiple fixture modes and fixture settings. Up to nine (9) fixtures may be joined together in one (1)A-matrix circuit. The Custom-Robust LED enclosure is rated for 50,000 hours. The unit featured here includes the LED engine and shutter gate assembly. Add your optional ETC Source 4 EDC-T (optional addresser lens tube) to complete the fixture.

Part Number	Title	File Type	Size
67-17019	ETC Source 4 LED Luxtr+ (with/without)	pdf	1,174,464 bytes
67-17020	ETC Source 4 LED Luxtr+ (with/without)	pdf	731,064 bytes
67-17021	ETC Source 4 LED Luxtr+ (with/without)	pdf	1,192,874 bytes

- \* INTUITIVE BROWSE MENU
- \* EASY SEARCH FUNCTION
- \* SAVED SHOPPING CARTS
- \* DETAILED ACCOUNT HISTORY
- \* EXTENSIVE PRODUCT INFORMATION
- \* RELATED PRODUCT LISTINGS
- \* SPECIALS, CLEARANCE, AND MORE!

# Pipe & Drape



(A) 3' and 8' fixed uprights shown in use




(B)

Storage carts also available for uprights, drape supports, and bases.  
Call or e-mail for details!



(C)



(D)

BMI Supply has teamed with the largest manufacturer of exhibit Pipe & Drape in the United States to offer a product that is worthy of carrying the BMI Supply name. There are many pipe and drape products available, but none match the quality of workmanship, materials, and serviceability found in this American-made product.

## Standard Drapery Panels

Poly premier fabric holds up well over time and is flame retardant. Open hem top for easy slip-on installation using drape supports. Panels are sewn flat; order extra panels to gather for pleated look. Custom sizes available. Standard colors include black, white, bright blue, navy blue, red, beige, ivory, silver, hunter green, teal, and burgundy.

<b>For upright height:</b> <i>(all panels 60" wide; panel height is ~2" short for floor clearance)</i>	3'	8'	10'	12'
	\$12.14	\$22.40	\$28.34	\$33.74

## (A) Fixed Height Uprights

Fixed uprights are the most cost-effective solution for routine pipe & drape set-ups. Sturdy extruded & anodized 1.5" diameter aluminum tubes for use with the slip-fit bases. Multiple slits at the top of each upright allow for horizontal drape support connection in each direction. 3' height is excellent for orchestra pit masking; 8' height ideal for temporary changing areas and other masking. **Black powder-coat versions also available.**

### 1.5" Fixed Uprights, Slip-Fit bottom

3' Fixed Height .....	\$10.11
8' Fixed Height .....	17.00
10' Fixed Height .....	29.15

## (B) Telescoping Uprights

Telescoping uprights provide the answer for applications where fixed uprights do not offer enough flexibility. They are extremely versatile and easy to adjust, providing heights to 20 ft. Uprights adjust in either precise 1 ft. increments using the unique double button lock system or are fully adjustable using the locking clamp mechanism. Both lock styles included on each upright. These set up quickly and easily.

### 1.5" Slip Fit Telescoping Upright

6'-8' height range .....	\$56.69
7'-12' height range .....	63.44
8'-14' height range .....	66.14

### 2.0" Slip Fit Telescoping Upright

9'-16' height range .....	\$64.79
10'-18' height range .....	67.49
12'-20' height range .....	72.90

## Telescoping Drape Supports (Horizontals)

The Drape Support is the most important component. It must be rugged enough to stand up to repeated use, yet light enough to be easily handled. Construction of a Drape Support begins with extruded, anodized aluminum tubes. The cast aluminum and steel Hook Ends are then attached to the Drape Support with four steel rivets before final assembly. Each Hook End features a rugged steel hook cast into a solid aluminum end making them strong and durable. The telescoping Drape Supports feature our unique button lock system that allows the length of the drape support to be adjusted in precise increments.

3'-5' w/stops at 4' and 5' .....	\$20.10
4'-7' w/stops at 5', 6' and 7' .....	23.61
6'-10' w/stops at 8' and 10' .....	27.26
7'-12' w/stops at 8', 10' and 12' .....	30.77
8'-14' w/stops at 10', 12' and 14' .....	33.60
10'-18' without Button Locks .....	41.16

## (C) Slip Fit Bases

The Slip Fit System is often the first choice of large trade show decorators and convention centers; it sets up quickly while providing excellent stability. This system uses a special nipple that attaches to the base in any of up to three mounting holes. Most Slip Fit bases feature a stacking slot allowing the bases to be stagger-stacked to reduce storage space.

### For 1.5" Uprights

8"x14" with 3" Nipple, 5.2lbs .....	\$12.97
15"x15" with 3" Nipple, 10lbs .....	17.27
24"x24" with 6" Nipple, 26.4lbs .....	53.45

### For 2" Uprights

18"x18" HD Base w/6" Nipple, 34lbs .....	\$ 71.54
24"x24" with 6" Nipple, 29lbs .....	53.45
24"x24" HD Base w/6" Nipple, 60.8lbs .....	118.79

## (D) Rubber Base Weights

No sand and no concrete! The Rubber Base Weight is made from 100% recycled rubber and features a carrying handle and low profile design. A great way to stabilize your bases without risking a messy cleanup! Gives your pipe and drape setup a clean, professional finish. Dimensions: 18"x 18" x 2".

20# Rubber Base Weight .....	\$22.94
30# Rubber Base Weight .....	29.69

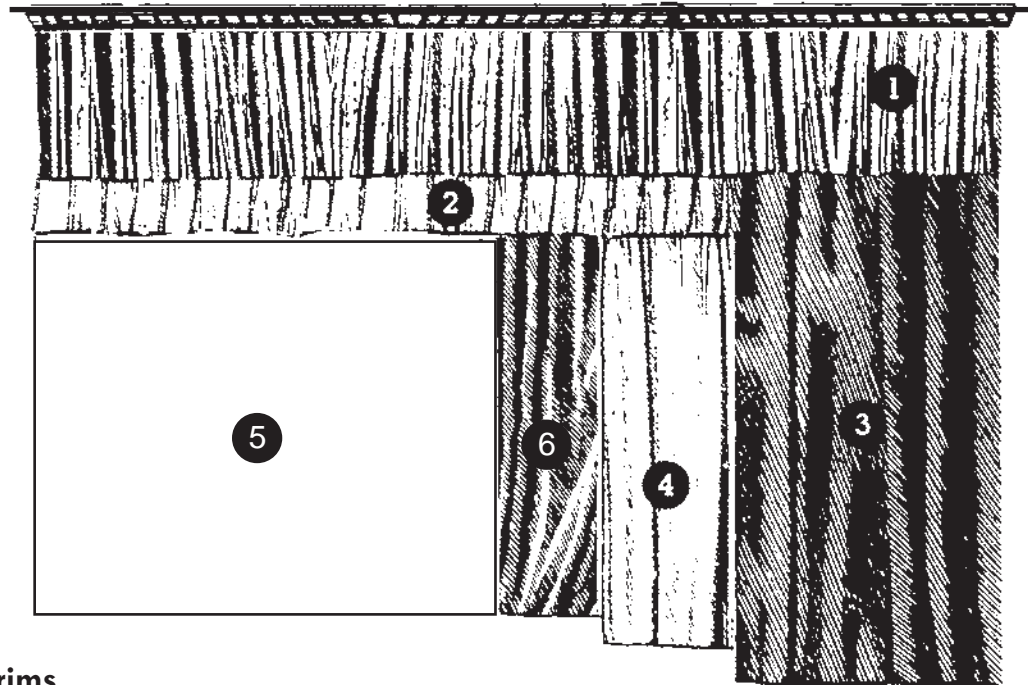


# Custom Draperies

Please contact us for pricing on all custom sewn soft goods.

BMI Supply also performs complete drapery and rigging installations!

- (1) Valance
- (2) Border
- (3) Main Drapery
- (4) Leg
- (5) Cyclorama or Backdrop
- (6) Traveller



## Draperies, Backdrops and Scrim

We supply custom draperies, backdrops, and scrims sewn to your specifications. Brief descriptions of some standards follow; however, if you need something that deviates from the norm, we can handle it without you paying a premium. Some of the information you will need to supply is as follows:

1. Horizontal and Vertical dimensions of each panel.
2. Style: Valance, border, traveler, leg, backdrop, cyc, scrim, Austrian, tab or Venetian curtain.
3. Flat or fullness (pleating) - 50% fullness is usually standard but 75% is sometimes used for a richer look.
4. Fabric weight and color and whether or not a lining is desired.
5. Flame retardancy.
6. Top finishes: webbing, grommet, tie line, s-hooks, or special.
7. Bottom finishes: pipe pocket; lead weight tape, chain hem, or special.
8. If you need recommendations or help in determining sizes or fabrics, call us and our experienced staff will gladly help you.

## Draperies

Stage draperies are made of Duvetyn, Commando, Velour, or other heavy fabrics. Since there is not a painting process these fabrics are flame retardant and certified. They may have 0%, 50%, 75%, or special fullness. When there is fullness, box pleats are sewn in on 12" centers with webbing behind and a solid brass grommet installed in the center of the pleat. Tie lines or S-hooks (for tracked draperies) are supplied and installed. Side hems are usually a 2" or better turn back. Bottom finish can be jack chain, leadweight tape, or pipe pocket with skirt. For protection and opaqueness, lining on the up stage side is also available.

## Backdrops

Backdrops are usually made of FR or non-FR muslin and sewn flat (no pleats) for painting a scene. They may be seamed or seamless. When seamed, the seam is sewn horizontally to aid in its disappearance. Standard finish for backdrops is webbing across the top with grommets and tie lines installed on 12" centers. Sides are hemmed and the bottom has a chain or pipe pocket. Most painters prefer to paint on non-FR drops so the flame retardant doesn't interact with the paint or process. After painting you can then flame retard the backdrop with our FlameOut II non-chalking, non-toxic retardant.

## Scrim

We use the finest European cotton sharkstooth scrim. Black and white scrims come flame retardant and painters scrim (36") is non flame retardant. Scrims are sewn flat and are seamless. Webbing is sewn across the top with grommets and tie lines installed on 12" centers. Sides are hemmed and the bottom has a chain or pipe pocket made of muslin or canvas with a scrim skirt hanging lower (approx. 2") on the down stage side. This allows the pipe to keep weight on the scrim.

## Drapery Cleaning and FR Treatment

BMI Supply is pleased to offer drapery dry-cleaning and FR (flame retardant) treatment services. Our process includes thorough cleaning, minor repairs, and FR treatment by immersion method. This results in a completely refreshed and safe drapery. Typical turnaround time is 2-3 weeks, but can vary depending on job size and overall workload. Please plan accordingly. In some cases, certain fabrics may not be well-suited to this process. Additionally, some draperies may be deemed too frail or worn to be effectively treated. In many cases, it is more cost-effective to purchase new draperies than to clean & treat old ones.

Please call or email with your drapery size & fullness (pleating) information for a comprehensive quote.

## Sparklite LED Drape

These versatile LED star panels are soundly constructed from flame retardant fabrics and robust LED components. Each panel measures 20"H x 13"W and can be combined side-to-side to create whatever size you need. Up to four (4) panels can be controlled by one (1) Sparklite controller (required, see below). Each drape holds 128 tri-color LEDs fitted into eight (8) distinct controllable zones. Users can control color, brightness, and strobing within each zone. Flight case included! Weighs 39.6 lbs.

**Sparklite LED Drape .....\$1639.99**

## Sparklite LED Controller

Versatile controller for driving above LED drapes. Features multiple control modes, built-in programs via DMX, user-configurable programs, LCD display, master/slave capabilities, auto-ranging 100V-240V AC power input, 37W max power draw. Each controller can accommodate up to four (4) LED drapes. Measures 13.3" x 8.3" x 3.3". Weighs 8.8 lbs.

**Sparklite LED Controller .....\$399.99**

*Sparklite package pricing available! Please call or email*

## Fiber Optic Curtains (Star Drops)

State of the art fiber optic curtains can be designed and manufactured to transmit a vast array of effects and looks. Curtains feature two layer construction using black Commando cloth as a facing fabric and black Ranger cloth as a lining. All fabrics are fire retardant. Custom design specifications will determine how many illuminators are required. Standard finish includes hidden grommets at top (on 12" centers) and chain pocket at bottom. **Please call for complete product information and pricing.**

# Fabric

**Pricing:** Most fabrics have a "cut" price per yard, along with an option to buy a full piece (bolt) at a reduced price per yard. See column headings to the right.

Cut Price per Yard	Appx Bolt Size	Bolt Price per Yard
-----------------------	-------------------	------------------------

**Muslin** is an excellent fabric choice for most scenic flats. Choose NFR (non-flame retardant) for applications where the fabric will be painted. Add appropriate flame retarding product(s) to your paint process (see page 86). For other general use applications, FR (flame retardant) is best. FR muslin can be painted, but some FR treatment leeching may occur resulting in surface chalking.

## Muslin NFR

	Cut Price per Yard	Appx Bolt Size	Bolt Price per Yard
45" light weight .....	\$ 3.59	50 Yds	\$ 2.00
44" medium weight .....	4.08	50 Yds	2.50
60" medium weight .....	4.52	119 Yds	3.35
76" medium weight .....	5.12	100 Yds	3.40
84" medium weight .....	5.49	100 Yds	3.75
120" medium weight .....	7.30	100 Yds	5.05
59" heavy weight .....	6.05	115 Yds	3.95
72" heavy weight .....	6.20	125 Yds	4.00
90" heavy weight .....	6.62	100 Yds	4.40
108" heavy weight .....	7.42	80-125 Yds	5.30
120" heavy weight .....	7.53	80-125 Yds	5.50
140" heavy weight .....	9.58	80-125 Yds	6.55
12' heavy weight .....	17.55	65 Yds	13.00
14'-5" heavy weight .....	25.79	65 Yds	19.85
16'-5" heavy weight .....	32.50	65 Yds	25.00
21' heavy weight .....	42.90	65 Yds	33.00

## Muslin FR

75" medium weight .....	\$ 7.10	100 Yds	\$ 4.95
110" medium weight .....	9.69	100 Yds	6.70
77" heavy weight .....	8.24	150 Yds	5.70
98" heavy weight .....	9.32	100 Yds	6.45
110" heavy weight .....	10.31	125 Yds	7.10
12' heavy weight .....	26.00	65 Yds	20.00
14'-5" heavy weight .....	42.43	65 Yds	32.65
16'-5" heavy weight .....	46.80	65 Yds	36.00
21' heavy weight .....	82.94	65 Yds	63.80

## Velour Black FR

54" 25 oz. Memorable .....	\$19.81	65 Yds	\$16.15
54" 21 oz. Marvel .....	17.98	80 Yds	14.65
54" 16 oz. Princess .....	14.87	100 Yds	11.75
62" 15 oz. Encore Velour (DFR) .....	15.94	115 Yds	12.75
64" 22 oz. Encore Velour (IFR) .....	22.23	65 Yds	18.50
60" 16 oz. Athena Velour (IFR) .....	16.88	80 yds	13.50
54" 12 oz. Brava Velour (IFR) .....	11.75	70 Yds	9.00

Velours Also Available in Colors. Call for pricing.

## Duvelyn FR

Duvelyn and Commando Cloth are used for general masking purposes and smaller general purpose drapes. Duvelyn is a must-have for any scene shop, used as a quick solution for masking tables, set pieces, stage fronts, changing areas, etc. Commando Cloth offers a more heft, durability, and overall opacity.

54" 8 oz. black .....	\$ 6.56	50-100 Yds	\$ 5.25
54" 8 oz. colors .....	7.75	50-100 Yds	6.20
118" 6 oz. black .....	13.25	100-120 Yds	10.60

## Commando Cloth FR

54" 12 oz. black .....	\$ 7.19	50-100 Yds	\$ 5.75
54" 16 oz. black .....	8.13	50-100 Yds	6.50
54" 16 oz. white .....	9.65	50-100 Yds	7.70
54" 16 oz. colors .....	9.65	50-100 Yds	7.70
60" 16 oz. black .....	10.79	50-100 Yds	8.63
78" 16 oz. black .....	17.75	100 Yds	14.20

Many other unique fabrics available. Call or email to discuss your specific needs.

## Sharkstooth Scrim

	Cut Price per Yard	Appx Bolt Size	Bolt Price per Yard
11' black FR	\$59.80	60 Yds	\$47.85
11' white FR	53.30	60 Yds	42.65
15' 6" black FR	66.30	60 Yds	53.05
15' 6" white FR	58.50	60 Yds	46.80
19' 6" black FR	83.20	60 Yds	66.55
19' 6" white FR	76.70	60 Yds	61.35
25' black FR	102.70	60 Yds	82.15
25' white FR	93.60	60 Yds	74.90
36' natural NFR (Painter's Scrim)	75.40	60 Yds	60.30
39' natural NFR (Painter's Scrim)	83.20	60 Yds	67.00

## Cotton Scrim (aka cheese cloth)

36" x 70 yds., White only, NFR (price is for full piece)			\$132.50
55", Natural or White, NFR	\$3.24	100 Yds	175.00

## Bobbinette FR

10' black, small opening	\$ 42.17	60 Yds	\$ 32.45
30' black, small opening	111.18	60 Yds	85.50
10' white, small opening	38.17	60 Yds	29.35
30' white, small opening	105.51	60 Yds	81.45

## Scenery Netting FR

28' black, 1" square	\$74.40	24 Yds	\$ 48.00
28' white, 1" square	74.40	24 Yds	48.00

## Canvas

72" 7oz. natural NFR .....	\$ 5.34	125 Yds	\$ 3.80
72" 12oz. natural NFR .....	8.40	100 Yds	6.00
120" 12oz. natural NFR .....	16.64	60 Yds	12.80
60" 7oz. colors FR .....	7.75	100 Yds	6.20

## Burlap Natural NFR

72" 7.5oz. ....	\$ 4.34	130-150 Yds	\$2.80
72" 10oz. ....	5.08	130-150 Yds	3.50
59" 10oz. colors .....	10.13	25-50 Yds	7.50

## Erosion Cloth & Jute Gauze

48" Erosion Cloth .....	\$3.63	130-150 Yds	\$2.20
40" jute gauze, fine weave .....	3.20	130-150 Yds	1.90

## Speaker Cloth

102" Speaker Cloth FR .....	\$10.13	100 Yds	\$7.50
-----------------------------	---------	---------	--------

## Spandex

This fabric stretches with your creativity.

122" Tendo White IFR .....	\$26.50	100 Yds	\$21.50
120" Spandex Blk, Wht NFR .....	20.82	50-60 Yds	16.30

## Polysilk

An affordable substitute for silk.

60" Polysilk 21 Colors NFR .....	\$5.97	110 Yds	\$3.90
60" Polysilk 21 Colors FR .....	8.97	110 Yds	6.90

## Polycyc

Drapes beautifully. Similar to muslin only without the wrinkles.

120" Polycyc 14 Colors IFR .....	\$16.90	115-130 Yds	\$13.50
----------------------------------	---------	-------------	---------

## Poly Stretch

A stretchable fabric. Great for areas where flame retardancy is a concern.

120" White only FR .....	\$26.63	100 Yds	\$20.50
--------------------------	---------	---------	---------




Toll Free: 800.836.0524

Online: [shop.bmisupply.com](http://shop.bmisupply.com)





# Fabric



(A)



(B)



(C)



(D)




(E)



(F)



(G)



(H)

### (A) Tie Line

Premium tight-weave cotton jacket with poly core. **This is the good stuff.** Black is available coated (waxed/glazed) or uncoated. White is coated.

Black 1/8" x 600' reel .....	\$ 28.00
Black 1/8" x 3000' reel .....	123.00
White 1/8" x 600' reel .....	26.00
White 1/8" x 3000' reel .....	115.00

### (B) Webbing

Jute Webbing, 3.5" x 72 yds.....	\$31.00/roll
Jute Webbing, by the yard .....	0.65/yard
Poly-Pro Webbing, Black, 3" x 100 yds.....	65.00/roll

### Grommets

#3, 7/16" hole, brass .....	\$16.00/gross
#3, 7/16" hole, black .....	19.95/gross
Grommet die & cutter for #3 .....	77.00

### (C) S-hooks

Size	Qty/Pack	Price Ea.
3/16" x 1-1/2"	100	\$14.70
1/4" x 2-1/4"	100	18.00

### (D) Breaching Snap

Handy & simple snap closure fitting for hanging soft goods and other tasks. 1/4" x 2-1/2" long. 10 pieces per box.

Breaching Snap, 10/box .....	\$5.10
------------------------------	--------

### Canvas Storage Bags

These durable bags are constructed using heavy weight canvas with grommet & drawstring top closure. Useful for storing and protecting soft goods...keeps them clean and dust-free!

Large Canvas Bag 3'H x 2'-6"Diameter .....	\$55.00
Small Canvas Bag 2'-6"H x 1'-8"Diameter .....	45.00

### (E) Knock Down Hampers

Versatile in-house hamper that ships & stores in a compact, knocked-down manner, saving you \$\$ and space! These hampers can ship via standard UPS service. The frame is constructed of heavy-duty powder-coated steel that resists rust and is easy to assemble. Liner is the same robust canvas used on the touring style hampers. Includes four (4) swivel casters. **Nylon cloth caps available for all sizes at \$27.00 each.**

KDH - 12BU (36"L x 26"W x 25"D).....	\$248.00
KDH - 16BU (40"L x 28"W x 25"D).....	299.00
KDH - 20BU (44"L x 32"W x 25"D).....	339.00

### (F) Touring & Storage Hampers

Excellent for storing or touring drapes, drops, cable, props and more. The canvas sides allow soft goods to breathe while still affording general protection. The 3/8" steel rod frame, mounted on a hardwood base, is covered with canvas and has HD Glosstex added at wear points for long life. The 1/2" plywood top has quick flip down latches that can be padlocked for security.

Bushel Capacity: 12 (36" L x 26" W x 27-1/2" D) .....	\$312.00
Bushel Capacity: 16 (40" L x 28" W x 30" D) .....	343.00
(F) Bushel Capacity: 20 (48" L x 32" W 30" D) .....	365.00

### Costume & Drapery Steamers

Made in the USA since 1940, a Jiffy Steamer will give you years of dependable performance. Steaming is 5 times faster than ironing and cannot scorch most materials. **J2 is a personal steamer, suited for light commercial use.** Offers roughly 1.5 hours of steaming per tank fill (0.75 gallon). **J4000 is a heavy duty professional steamer ideal for busy costume shops and large draperies.** One (1) gallon tank will last roughly 2 hours. Both units feature durable die-cast aluminum housings.


(G) J-2 .....	\$214.62
J-2M (w/metal head) .....	234.22
(H) J-4000 .....	302.82
J-4000M (w/metal head) .....	322.42



# Tape



(A)




(B)



(C)



(D)



(E)

## (A) BMI Gaffers Tape

Premium quality cloth tape, black/gray/white.  
 2" x 55 yds. roll ..... **\$14.85/roll**  
 Case lot of 24 rolls..... **14.10/roll**  
 3" x 55 yds. roll..... **\$22.25/roll**  
 Case lot of 16 rolls..... **21.50/roll**

## Pro-Gaff Gaffers Tape

Black/gray/white  
 2" x 55 yds. roll ..... **\$15.65/roll**  
 Case lot of 24 rolls ..... **14.90/roll**

**Standard Colors:** Dark blue, brown, green, red, yellow, purple, teal, burgundy, tan, electric blue  
 2" x 55 yds. roll ..... **\$15.65/roll**

**Fluoro Colors:** Pink, Green, Yellow, Orange  
 2" x 50 yds. roll ..... **\$18.15/roll**

## Shurtape P665 Gaffers Tape

Black/gray/white  
 2" x 55 yds. .... **\$17.50/roll**  
 Case lot of 24 rolls ..... **16.50/roll**

## Cloth Spike Tape

Available in 17 colors including neon! This is the same premium quality cloth tape as gaffers tape, but sliced thinner. Std.: White, gray, blue, brown, green, red, yellow, purple, teal, black, burgundy, Elec. blue; Fluoro: Yellow, orange, pink, green.

1/2" x 45 yds. .... **\$4.95/roll**  
 1" x 55 yds. (fluoro 50 yds) ..... **8.95/roll**

## (B) Duve Tape

For quick repair of black draperies and other specialty uses. A polyester felt surface with acrylic adhesive. Very handy.

2" x 25 yds. .... **\$20.58/roll**  
 4" x 25 yds. .... **41.16/roll**  
 6" x 25 yds. .... **61.74/roll**

## Duct Tape

2" x 60 yds., black ..... **\$5.90/roll**  
 Case lot of 24 rolls ..... **5.15/roll**

## Matte Black Duct Tape

As far as duct tape goes, this is the best we've seen. Economical substitute for cloth gaff tape. 2" x 60 Yards.

**Matte Black Duct Tape** ..... **\$9.85/roll**  
**Case Lot of 24 Rolls** ..... **9.10/roll**



(F)

## (C) Cable Path Tape

A gaffers tape with adhesive on the edges and not the mid section. Available in yellow, black, yellow/black stripes, and yellow with cable path printed.

4" x 30 yds. .... **\$23.05/roll**  
 6" x 30 yds. .... **34.55/roll**

## Electrical Tape

33+ super vinyl 3/4" x 66' ..... **\$6.25/roll**  
 Economy 3/4" x 66' ..... **1.25/roll**  
 Colors 3/4" x 66' ..... **2.25/roll**

## Friction Tape

3/4" x 60' ..... **\$4.50/roll**

## Glow Tape

Phosphorescent pressure-sensitive tape. Mark pathways, set pieces, etc.

1" x 10 yds. .... **\$9.95/roll**

## Glow Gaff P-661

P-661 is a premium gaff tape product that glows in the dark! The P-661 is more flexible than standard glow tape and can be torn by hand making application quick and easy.

**Glow Gaff 1/2" x 10yd** ..... **\$10.85/roll**  
**Glow Gaff 1" x 10yd** ..... **13.65/roll**  
**Glow Gaff 2" x 10yd** ..... **27.25/roll**

## Double Stick Tape

Cotton/poly blend cloth coated on both sides with a moderate tack rubber adhesive. Residue free tape is ideal for securing carpet.

2" x 25 yds. .... **\$8.75/roll**

## Dance Floor Tape

Black, gray, white or clear.  
 2" x 36 yds. .... **\$5.25/roll**  
 Case lot, 24 rolls ..... **4.75/roll**

## Gel Tape/J-Lar

This optically clear tape is used for making gel strings, covering spike and glow tape marks and other uses.

1" x 72 yds. .... **\$ 8.35/roll**  
 2" x 72 yds. .... **16.40/roll**

## (D) Measurement Tape

Adhesive backed paper tape, marked in 1/8" increments and 1 through 12 inches. Perforated every foot.

1/2" x 50 yds. .... **\$7.34/roll**

## (E) Safety Warning Tape

PVC vinyl, self extinguishing, for striping and warning marking of hazardous areas. Black/yellow, red/white, black/white.

2" x 18 yds. .... **\$5.50/roll**  
 Case lot of 24 rolls ..... **4.68/roll**

## Printable Tape

A paper tape used on lighting and sound consoles for channel labeling. Also used as spike tape. Medium tack doesn't leave residue.

1/2" x 60 yds., white ..... **\$3.25/roll**  
 3/4" x 60 yds., white ..... **4.28/roll**  
 1" x 60 yds., white ..... **5.34/roll**

## Mylar Tape

Self-adhesive mirror tape is great for accents and larger designs. **While supplies last!**

**Silver or Gold**  
 1" x 30' ..... **\$ 4.20/roll**  
 2" x 30' ..... **7.35/roll**  
 4" x 30' ..... **14.70/roll**  
 6" x 30' ..... **22.05/roll**

## Blacktak

This self adhesive 2" x 75' light masking foil is heat resistant, won't melt, and won't leave a sticky residue on your equipment. Created for the professional lighting user, it has many uses. .... **\$32.30**

## (F) Rescue Tape

This silicone "tape" uses no adhesive and binds only to itself. 950PSI tensile strength, 8000volt/layer insulating properties, ability to withstand 500°F without melting. Works over any surface. Use it to wrap electrical connections, bind cable, wrap tool handles, or stop leaking hoses and pipes.

1" x 12' (Blue,Clear,Green,Org,Red,Wh,Ylw) .... **\$ 9.95**  
 2" x 36' (Black,White,Clear only) ..... **39.95**



The industry preferred caster . . .  
used on Broadway,  
in Hollywood and beyond

### BMI Supply Tri-Wheel Casters

Three swivel casters mounted around a center swivel point means easy turning of the heaviest platforms. Also known as zero-throw casters, the effort required to turn the casters and move the platform in the opposite direction is a fraction of that required with plain swivel casters. Made of steel plate, heavy duty ball bearings, and load rated casters, the tri-wheel caster will ease your scene shifts. Comes assembled. **300 lb. models feature single-wheel swivel casters; 800 lb. & 1100 lb. models feature dual-wheel swivel casters.**

**Neoprene** - Excellent on all surfaces. Superb rejection of floor debris, very quiet operation. Rounded tread allows for effortless swiveling.

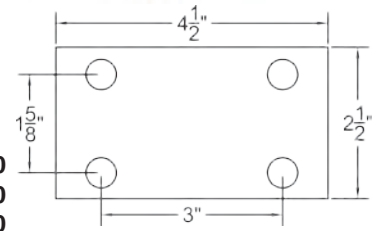
**Hard Synthetic Rubber** - Good on smooth surfaces. Impervious to oil, grease, and water. Extremely durable.



800 lb. Capacity



300 lb. Capacity



Tri-Wheel Caster Top Plate

- 300 lb. Capacity - 4" overall height, 4-3/4" clearance radius, **hard rubber wheels** .....\$121.00
- 300 lb. Capacity - 4" overall height, 4-3/4" clearance radius, **neoprene wheels** ..... 121.00
- 800 lb. Capacity - 4-3/16" overall height, 5-1/2" clearance radius, **neoprene wheels** ..... 167.00
- 1100 lb. Capacity - 4-3/16" overall height, 5-1/2" clearance radius, **hard rubber wheels** ..... 183.00

### CASTERS by Revvo, Colson, and Darcor

Wheel Diameter	Load (lb.)	Bearing	Overall Height	Swivel Model	Swivel Price	Rigid Model	Rigid Price
----------------	------------	---------	----------------	--------------	--------------	-------------	-------------

**REVVO D Series** - Economical 2" and 3" casters featuring a gray rubber wheel on a nylon core. Plain bearing offers consistent and quiet operation. Excellent for small set pieces and other light/medium duty applications.

2"	110	Plain	2-5/8"	TSED 050 RN0D .....	\$4.64	TFED 050 RN0D .....	\$3.86
3"	154	Plain	3-13/16"	TSED 075 RN0D .....	7.84	TFED 075 RN0D .....	6.46
4"	176	Plain	5-13/16"	TSED 100 RN0D .....	9.97	TFED 100 RN0D .....	7.74
5"	220	Plain	6-3/32"	TSED 125 RN0D .....	10.97	TFED 125 RN0D .....	9.96

Best Value!



**REVVO Sovereign** - Durable blue rubber wheel on a nylon core with precision ball bearings, rectangular top plate. Excellent for all-around medium duty use. Quiet & smooth running.

4"	264	Ball	5"	TSSV 100 BR2S .....	\$15.58	TFSV 100 BR2S .....	\$12.75
5"	308	Ball	6"	TSSV 125 BR2S .....	16.41	TFSV 125 BR2S .....	14.12



**Colson Performa** - A neoprene type material. Tremendous wear resistance, easily handles rough surfaces and debris. Smooth, quiet ride, excellent impact handling.

2"	75	Delrin	2-3/4"	1.02256.441 .....	\$10.34	n/a	
2-1/2"	140	Ball	3-7/8"	2.02256.445 .....	17.13	2.02208.445 .....	\$14.07
3-1/2"	250	Ball	4-11/16"	2.03256.445 .....	19.38	2.03208.445 .....	15.07
4"	300	Ball	5-1/8"	2.04256.445 .....	19.95	2.04208.445 .....	15.73
5"	325	Ball	6-3/16"	2.05256.445 .....	20.37	2.05208.445 .....	16.43



Performa

**Darcor Neoprene** - Soft, non-marking, non-staining, very durable. Great for any floor surface. Extremely quiet.

2"	75	Ball	3-1/8"	12-22-XD .....	\$22.25	12-22R-XD .....	\$15.32
3"	75	Ball	4-1/4"	12-23-XD .....	28.68	12-23R-XD .....	21.44
3"	200	Ball	4-3/8"	16-63-XD .....	47.51	16-63R-XD .....	35.73
3-1/2"	200	Ball	4-3/4"	16-63.5-XD .....	50.14	16-63.5R-XD .....	38.30



Neoprene

**Darcor Hard Rubber** - Extremely tough, good for smooth/clean surfaces. Not affected by oil, grease, water, or cleaning compounds.

2"	100	Sleeve	3-1/8"	12-22-H .....	\$15.81	12-22R-H .....	\$ 8.91
2-1/2"	125	Sleeve	3-5/8"	12-22.5-H .....	17.85	12-22.5R-H .....	11.12
3"	125	Sleeve	4-1/4"	12-23-H .....	19.51	12-23R-H .....	12.30
3-1/2"	375	Sleeve	4-3/4"	16-63.5-H .....	37.21	16-63.5R-H .....	23.14
4"	125	Sleeve	5-1/4"	12-24-H .....	22.61	12-24R-H .....	15.74
5"	400	Sleeve	6-3/8"	16-65-H .....	42.68	16-65R-H .....	31.14



Hard Rubber  
Hard Synthetic

### BF Caster

A superb swivel caster for robust applications that doesn't break the budget. 5" diameter, 2" wide Colson Performa wheel with roller bearing axle. Superb rejection of floor debris coupled with large wheel diameter allows this caster to handle almost any surface. Excellent for use on storage trunks, meat racks, large wagons, and more. 375 lb. capacity. The caster of choice in the BMI warehouse! Grease nipple for bearing plate lubrication.

**BF Caster** ..... \$23.04



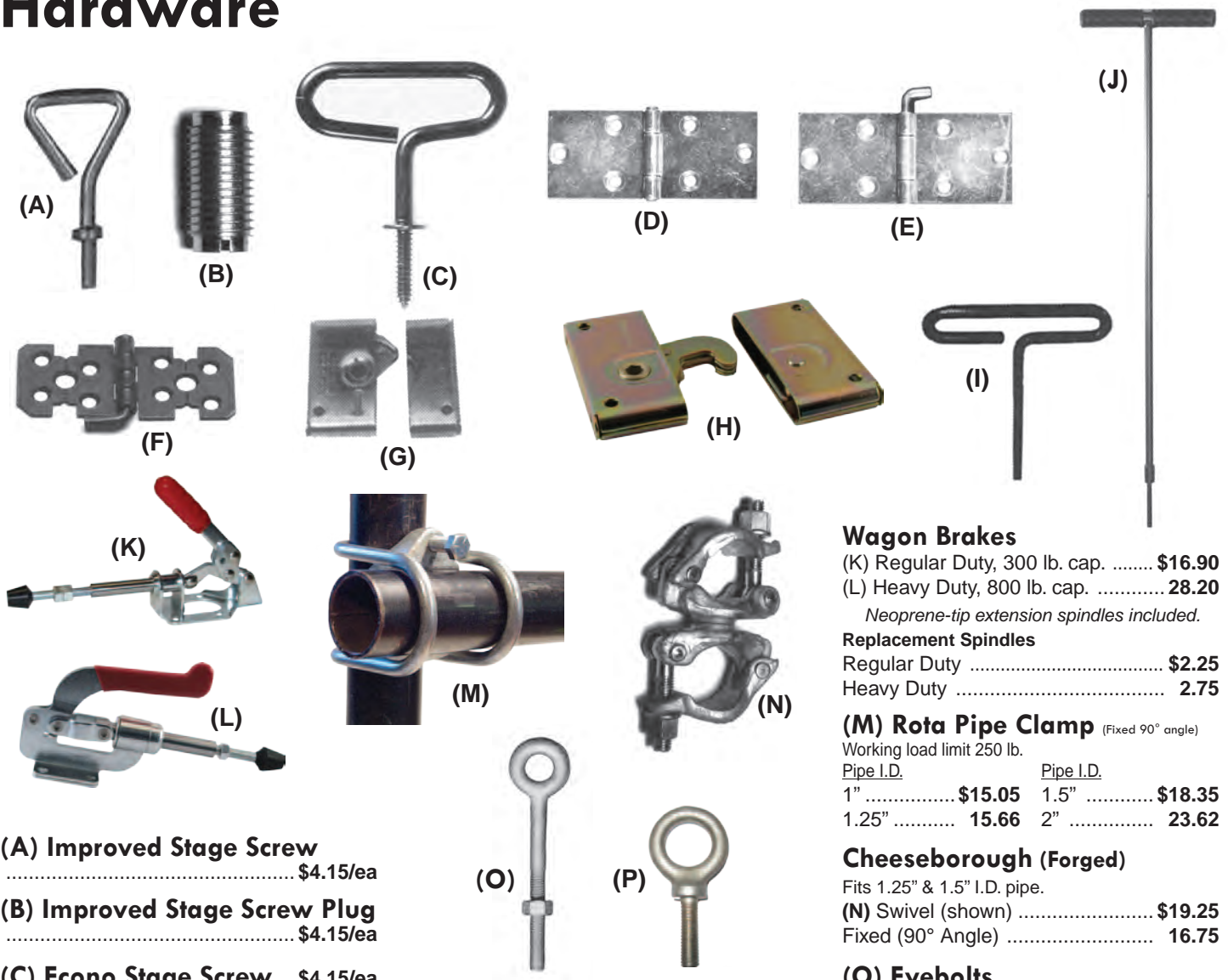
BF Caster

### 3M 5-way Lubricant

\$12.87



# Hardware



- (A) Improved Stage Screw ..... \$4.15/ea
- (B) Improved Stage Screw Plug ..... \$4.15/ea
- (C) Econo Stage Screw ... \$4.15/ea

**Backflap Hinges**, 12 complete hinges

	1 1/2"	2"
(D) TP .....	\$19.74	\$30.24
(E) LP .....	19.74	30.24

**Pinwire** (1 pound pack) ..... \$4.75

(F) **Sure Hinge** ..... \$26.67/doz.

**Need Answers?**

Not sure what product is the best fit for your application? **Give us a shout!** Our team consists of professionals with many years of hands-on experience building sets, stages, wagons, pipe structures, and countless other projects. We would love to hear what you are up to and help make your production a success!

(G) **Genuine Southco Coffin Lock**  
A classic mortise or surface mount butt joint fastener.  
..... \$4.75/set

(H) **Genuine Southco Dual Lock**  
Dual Lock is a heavy duty version of the Southco Coffin Lock. Dual-action take-up provides substantial closing pressure with minimal operating force. Made of a carbon steel housing and hardened alloy steel lock-over hook. Is the Coffin Lock not living up to your standards? Then try the impact and vibration resistant Dual Lock.

**Dual Lock** ..... \$16.25/Set

(I) **T-Hex Handle for Coffin Lock**  
..... \$6.80/ea

(J) **The Deck Stik**  
Casket lock style decks are great. Locking them on your hands and knees isn't. The Deck Stik is a 36-1/4" long tubular steel hex key for locking or unlocking coffin locks (roto locks). The 5/16" allen key is made of hardened steel and has a specific engineered connection system to avoid shearing. Top tee handles are textured nylon for comfort and a sure grip.  
**Deck Stik** ..... \$78.50

**Wagon Brakes**  
(K) Regular Duty, 300 lb. cap. .... \$16.90  
(L) Heavy Duty, 800 lb. cap. .... 28.20  
*Neoprene-tip extension spindles included.*

**Replacement Spindles**  
Regular Duty ..... \$2.25  
Heavy Duty ..... 2.75

(M) **Rota Pipe Clamp** (Fixed 90° angle)  
Working load limit 250 lb.  
Pipe I.D. Pipe I.D.  
1" ..... \$15.05 1.5" ..... \$18.35  
1.25" ..... 15.66 2" ..... 23.62

**Cheeseborough (Forged)**  
Fits 1.25" & 1.5" I.D. pipe.  
(N) Swivel (shown) ..... \$19.25  
Fixed (90° Angle) ..... 16.75

(O) **Eyebolts**  
Drop forged, hot galvanized, XL thread. Working load limit applies to straight line loading only. Additional sizes available.

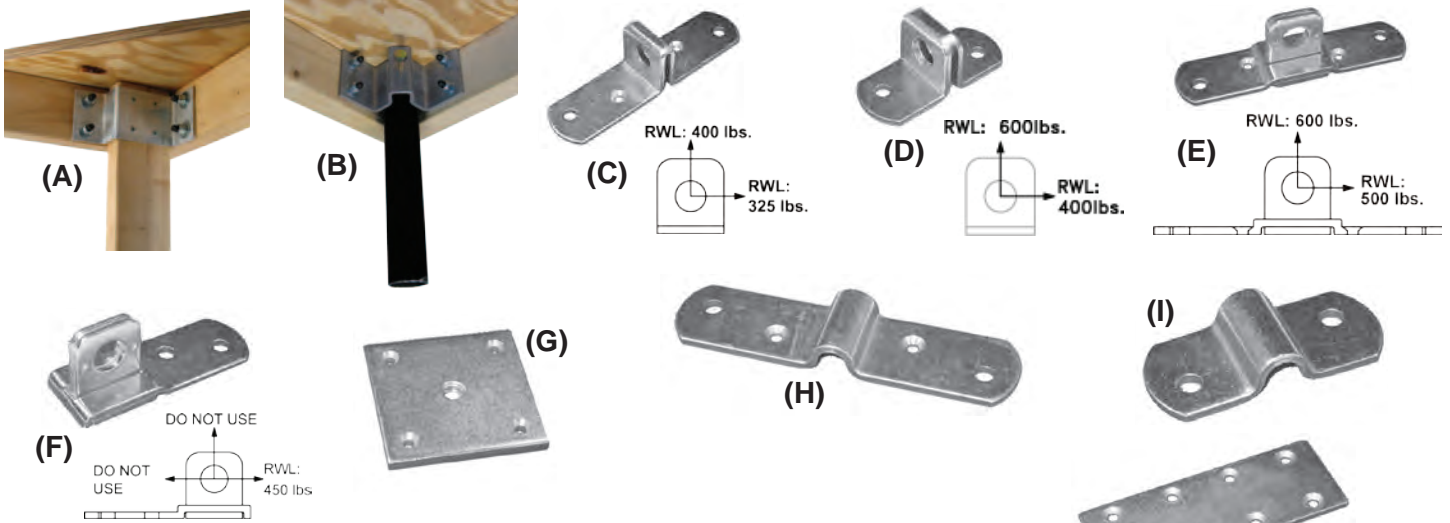
Size	WLL	Price Ea.
5/16" x 2"	800 lb.	\$1.33
3/8" x 4.5"	1200 lb.	1.97
3/8" x 6"	1200 lb.	2.24
1/2" x 6"	2200 lb.	3.21
1/2" x 8"	2200 lb.	3.67
5/8" x 6"	3500 lb.	4.03

(P) **Shouldered Eyebolts**  
These forged shouldered eyebolts are fully threaded and allow for straight or angular loads. Loads below are listed for straight pulls. If the direction of pull is 45°, the adjusted load limit is 30% of the working load limit. If the direction of pull is 90°, the adjusted load limit is 25% of the working load limit. Size = Material diameter x threaded shank length.

Size	WLL	Price Ea.
1/4" x 1"	500 lb.	\$0.90
5/16" x 1-1/8"	900 lb.	1.45
3/8" x 1-1/4"	1300 lb.	1.62
1/2" x 1-1/2"	2400 lb.	2.48
3/4" x 2"	5000 lb.	6.58
7/8" x 2-1/4"	7000 lb.	9.24
1" x 2-1/2"	9000 lb.	11.09



## TheatricalHardware.com



### Leg-a-Matic Platform Bracket

This simple yet indispensable piece of hardware creates a corner pocket for any height 2x4 platform leg. Bracket bolts to platform frame with standard 3/8" bolts. The 2x4 leg is attached using #8 or #10 wood screws. Made from high grade 6061-T6 aluminum. Saves time, saves money, adds security and strength! The bracket also helps to hold the 2 x 4 corner together. Does not relieve the need for cross bracing legs.

**(A) Leg-a-Matic™** ..... \$7.15

**(B) Leg-a-Matic II™**  
Same as above, but affords use of 1.5" SCH 40 pipe or 2" box tube ..... \$9.79

**LAM Hardware Pak** ..... \$3.70  
Includes: 4 each Hex Key Bolt, Locking Nut, and Flat Washer.

### Shackle Plates

Eliminate the D-ring! Made from heavy-gauge steel and pre-drilled for assembly with two 1/4" bolts and two #8 or #10 flat head screws (1/4" bolts only on the stubbies).

**(C) Shackle Plate #2010**  
(1-1/8" x 4-5/8") ..... \$3.10

**(D) Shackle Plate Stubby #2060**  
(1-1/8" x 5/8") ..... 3.50

**(E) 90° Shackle Plate #2020**  
(1-1/8" x 4-5/8") ..... 4.80

**(F) 90° Shackle Plate Stubby #2030**  
(1-1/8" x 3-1/8") ..... 4.40

**(G) Threaded Square Plate**  
Pre-drilled and tapped for a 3/8-16 bolt with four counter-sunk holes for #8 or #10 flat head screws. Made from 1/4" thick heavy-gauge steel.  
**#3010** (2-1/2" x 2-1/2") ..... \$2.70


### Keeper Plates

Use to contain cable at the top of scenery rigged to fly. Made from heavy-gauge steel and pre-drilled for assembly with two 1/4" bolts and two #8 or #10 flat head screws (1/4" bolts only on the stubby).

**(H) Keeper Plate #2040**  
(1-1/8" x 4-5/8") ..... \$2.50

**(I) Keeper Plate Stubby #2050**  
(1-1/8" x 2-5/8") ..... 2.30

**(J) Mending Plate**  
Use for quick repairs of scenery or as fastening hardware during construction. Countless other uses. Eight counter-sunk holes for #8 or #10 flat head screws. Made from 1/8" heavy-gauge steel.  
**#3020** (1-1/2" x 4") ..... \$2.20



**(K) D-Ring Plate**  
(3" x 3/4") ..... \$2.49

**(L) Welded D-Ring**  
(1/4" Steel Wire x 2" inside diameter) ..... \$1.46

**(M) Top Hanging Iron**  
(7-1/2" x 1" x 3/16") ..... \$6.02

**(N) Bottom Hanging Iron**  
(6" x 1" x 3/16") ..... \$6.44

**(O) Picture Hook**  
Large (3/4" x 2-7/8") ..... \$2.08  
Medium (1/2" x 2-1/4") ..... 2.08  
Small (3/8" x 2-1/4") ..... 1.75

**(P) Picture Socket**  
Large (3/4" x 2-1/2") ..... \$2.08  
Medium (1/2" x 2-1/4") ..... 2.08  
Small (3/8" x 2") ..... 1.75

**(Q) Ceiling Plate w/Ring**  
(2-1/2" x 7") ..... \$9.13/ea

**(R) Bent Foot Iron**  
(8" x 1" x 1/4") ..... \$6.85/ea

**(S) Hinged Foot Iron**  
(8" x 1" x 1/4") ..... \$4.57/ea

# Hardware

## Slip-On Structural Pipe Fittings for 1", 1-1/4", 1-1/2" Pipe

One of the quickest ways to assemble structural pipe work. Cut labor costs up to 70%. 100% reusable. No welding, threading, drilling, or bolting. Railing fittings in sizes to suit 1-1/4", 1-1/2" and 2" I.D. (inside diameter) pipe in most cases exceed OSHA requirement to withstand a load of 200 lb. applied to the top rail. Fittings conform to ASTM A47. Hot-dipped galvanized finish conforms to ASTM A153.

Fitting Pipe Size	Nom. Bore Pipe I.D.	Pipe Dia. O.D. in	Fitting I.D. in	Tube Dia. O.D. in
-25	1	1.32	1.38	1-5/16
-32	1-1/4	1.66	1.72	1-5/8
-40	1-1/2	1.90	1.94	1-7/8

I.D. = Inside Diameter  
O.D. = Outside Diameter



No. 00G  
**Straight Coupling**  
00G-25.....\$ 8.11  
00G-32..... 10.26  
00G-40..... 12.25



No. 02G  
**90° Elbow**  
02G-25.....\$ 8.23  
02G-32..... 10.87  
02G-40..... 13.09



No. 03G  
**Single Socket Tee**  
03G-25.....\$ 6.76  
03G-32..... 9.01  
03G-40..... 10.72



No. 04G  
**90° 3-Socket Tee**  
04G-25.....\$10.11  
04G-32..... 15.76  
04G-40..... 17.36



No. 10G  
**Base Plate**  
10G.....\$8.10



No. 11G  
**Flange**  
11G-25.....\$ 7.77  
11G-32..... 10.62  
11G-40..... 13.69



No. 12G  
**Railing Flange**  
12G-25.....\$13.16  
12G-32..... 16.26  
12G-40..... 19.69



No. 13G  
**Railing Support**  
13G-25.....\$21.09  
13G-32..... 26.77  
13G-40..... 32.00



No. 14G  
**Horizontal Side Flange**  
14G-25.....\$24.10  
14G-32..... 28.23  
14G-40..... 33.88



No. 15G  
**Wall Flange**  
15G-25.....\$14.09  
15G-32..... 14.55  
15G-40..... 16.28



No. 16G  
**Rail Support**  
16G-25.....\$ 7.78  
16G-32..... 11.45  
16G-40..... 14.33



No. 20G  
**Side Outlet Elbow**  
20G-25.....\$11.09  
20G-32..... 15.64  
20G-40..... 18.98



No. 21G  
**90° Side Outlet Tee**  
21G-25.....\$ 9.28  
21G-32..... 12.62  
21G-40..... 14.44



No. 22G  
**2-Socket Cross**  
22G-25.....\$ 9.73  
22G-32..... 12.49  
22G-40..... 15.16



No. 23G  
**Side Outlet Tee**  
23G-25.....\$13.53  
23G-32..... 18.01  
23G-40..... 19.84



No. 24G  
**Four Socket Cross**  
24G-25.....\$20.21  
24G-32..... 26.87  
24G-40..... 30.04



No. 25G  
**Adj. Outlet Tee**  
25G-25.....\$18.92  
25G-32..... 23.97  
25G-40..... 26.00



No. 28G  
**30°-45° Adjustable Cross**  
28G-25.....\$21.67  
28G-32..... 25.68  
28G-40..... 30.25

Full specification catalog available • Call or email for yours today!

# Hardware



**No. 29G**  
**30°-60° Single Socket Tee**  
29G-25..... \$12.73  
29G-32..... 16.80  
29G-40..... 18.93



**No. 30G**  
**Collar**  
30G-25..... \$4.92  
30G-32..... 5.14  
30G-40..... 5.70



**No. 31G**  
**Eye Fitting**  
31G-25..... \$7.04  
31G-32..... 7.55  
31G-40..... 8.06



**No. 32G**  
**Pin Fitting**  
32G-25..... \$7.35  
32G-32..... 8.28  
32G-40..... 9.09



**No. 33G**  
**Hook**  
33G-25..... \$5.24  
33G-32..... 6.93  
33G-40..... 7.90



**No. 34G**  
**Fixing Pad**  
34G-25..... \$6.14  
34G-32..... 7.38  
34G-40..... 7.84



**No. 40G**  
**Crossover**  
40G-25..... \$ 8.35  
40G-32..... 11.29  
40G-40..... 13.26



**No. 41G**  
**Clamp-on Tee**  
41G-25..... \$16.05  
41G-32..... 18.70  
41G-40..... 21.46



**No. 42G**  
**Clamp-on Crossover**  
42G-25..... \$ 7.31  
42G-32..... 9.71  
42G-40..... 13.08



**No. 43G**  
**Combo Tee & Crossover**  
43G-25..... \$14.21  
43G-32..... 17.14  
43G-40..... 22.40



**No. 45G**  
**Single Swivel Socket**  
45G-25..... \$13.52  
45G-32..... 15.76  
45G-40..... 18.47



**No. 46G**  
**Swivel Flange**  
46G-25..... \$15.82  
46G-32..... 17.38  
46G-40..... 19.45



**No. 47G**  
**Double Swivel Socket**  
47G-25..... \$23.51  
47G-32..... 27.26  
47G-40..... 33.09



**No. 48G**  
**Corner Swivel Socket**  
48G-25..... \$27.94  
48G-32..... 32.87  
48G-40..... 35.51



**No. 65P**  
**Plastic Plug**  
65P-25..... \$1.40  
65P-32..... 1.61  
65P-40..... 1.66


Fitting Pipe Size	Nom. Bore Pipe I.D.	Pipe Dia. O.D. in	Fitting I.D. in	Tube Dia. O.D. in
-25	1	1.32	1.38	1-5/16
-32	1-1/4	1.66	1.72	1-5/8
-40	1-1/2	1.90	1.94	1-7/8

I.D. = Inside Diameter  
O.D. = Outside Diameter

- \* Some fittings also available in other sizes (1/2", 3/4", 2"). Please call for availability and pricing.
- \* Full specification guide available, please call or email.
- \* Lightweight aluminum fittings also available.



# Rigging



## (A) Galvanized Aircraft Cable

Diameter	Size	500' Price	1000' Price
1/16"	7 x 7	\$27.00	\$ 49.00
1/8"	7 x 19	58.00	105.00
3/16"	7 x 19	80.30	146.00
1/4"	7 x 19	119.90	218.00

## Black Aircraft Cable

Matte black finish powder coat.

Diameter	Size	500' Price	1000' Price
1/16"	7 x 7	\$ 60.75	\$121.50
1/8"	7 x 19	95.00	180.00
3/16"	7 x 19	110.00	207.00
1/4"	7 x 19	169.00	337.50

## Swage Fittings

Size	Aluminum		Copper	
	Sleeves(100)	Stops(10)	Sleeves(10)	Stops(10)
1/16"	\$ 4.85	0.55	0.83	1.15
1/8"	6.50	0.70	4.09	2.54
3/16"	13.00	0.90	11.48	3.46
1/4"	15.00	2.25	15.75	1.53/ea
3/8"	4.30/10	N/A	3.10/ea	1.80/ea

## (B) Wire Rope Clamps

Forged clips best for overhead rigging.

Size	Malleable (100)	Forged Crosby (ea)	Forged Import (ea)
1/16"	\$ 8.75	N/A	N/A
1/8"	11.67	\$3.17	\$0.45
3/16"	13.25	3.38	0.55
1/4"	26.25	4.71	0.65
3/8"	52.50	5.22	1.35

## (C) Thimbles Galvanized

Size	Type	Price
1/16"	AN Type	\$13.00/100
1/8"	Std.	13.50/100
3/16"	Std.	14.50/100
1/4"	Std.	15.75/100
3/8"	Std.	.22/ea

## Felco Cable Cutters

Felco makes the finest in wire rope (GAC) cutting tools. Superior Swiss manufacturing.

(D) C7 (up to 3/16", pocket sized)	\$ 52.84
C9 (up to 1/4")	137.27
(E) C12 (up to 3/8")	221.88
C16 (up to 5/8")	327.07
(F) CB Base (bench-mount adapter)	111.89

## (G) RC450 Cable Cutter

Cuts up through 3/8" cable. This economy model saves you dollars, but gets the job done ..... \$99.90

## Swaging Tools by Locoloc

Swaging tools for properly terminating swage sleeves and stops. All tools come with appropriate gauge for ensuring proper press.

(H) WCI Hand Swager	\$ 49.65
(1/32", 3/64", 1/16")	
(I) 1SC-600 Multi Swager	205.58
(1/16" thru 3/16")	
1BSC Swager	322.74
(same as 1SC-600, but bench mounted)	
(J) 0-1/4-650 Swagger	267.40
(1/4")	

## Sleeve Gauges

These go - no go gauges are a must to insure your swages are correct and your tools are not out of adjustment.

GA-1	
1/32" thru 3/16"	\$11.00
GA-2	
7/32" thru 5/16"	\$11.00

## Griplock Grippers

Using wire rope, you can easily hang objects, permanently or temporarily, with the Griplock Grippers. Grippers offer strength, reliability, adjustability, and can be re-used. Simply insert wire rope end and slide Gripper into position. The load triggers a unique gripping mechanism that holds it in place. Plunger allows easy release and repositioning. Safety nut ensures plunger cannot be pressed once gripper in desired position. Immensely handy!

(K) Ring Grippers	WLL (lbs)	Silver	Black
1/16" cable	60	\$ 7.25	n/a
1/8" cable	225	16.32	\$18.65
3/16" cable	500	n/a	37.30
3/16" cable (side exit)	500	n/a	46.62

## (L) Fork Grippers

1/8" cable	225	\$18.65	\$22.54
3/16" cable	500	n/a	43.51
3/16" cable (side exit)	500	n/a	46.62

(M) Loopmaker - Double-ended gripper with double side cable exits. Easy way to make a quick and secure loop with 1/8" GAC. Can also be used to create a series connection.


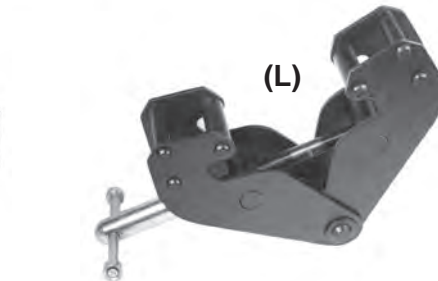


1/8" cable	Loop-225 / Series-125	\$9.10	n/a
------------	-----------------------	--------	-----

## (N) Tension Gauges

Ideal for determining loads on individual cables. Each model covers a tension range from 5 to 25% of the breaking strength. Accuracy is plus or minus 3% at mid-range.

PT-1	
3/32", 1/8", 5/32"	\$104.15
PT-2	
3/16", 7/32", 1/4"	109.76
PT-3	
9/32", 5/16", 3/8"	237.43

# Rigging



### (A) Proof Coil Chain Zinc Plated

Grade 30.

Diameter	Working LL	Pail Qty./Pail Price	Price/ft.
3/16"	750 lbs.	250 ft./\$153.00	N/A
1/4"	1250 lbs.	133 ft./ 115.00	\$1.00
5/16"	1900 lbs.	92 ft./ 111.00	N/A
3/8"	2650 lbs.	66 ft./ 118.50	N/A

### (B) Chain Cutter

Cut up through 3/8" Proof Coil Grade 30 chain. 24" handles for improved leverage. Lightweight at 5.6 lbs. Always wear eye protection.

CC600 ..... \$69.50

### Grade 80 Alloy Chain

Diameter	Working Load Limit	Price/ft.
9/32"	3500 lbs.	\$2.97
3/8"	7100 lbs.	5.07

### Alloy Deck Chains

Also known as S.T.A.C. chain. Tagged with size, grade, reach, and working load limit. Links sized for shackle pass-through.

Size	WLL	Price Ea.
1/2" x 3'	12000 lbs.	\$26.25
1/2" x 5'	12000 lbs.	39.33

### Trim Chain with Safety Bolt

36"x1/4" PC chain w/shackle, bolt, NY-TIE .... \$7.25

### (C) Shackles Galvanized

Screw Pin	WLL (tons)	Forged Crosby (ea)	Forged Import (ea)
3/16"	.33	\$ 5.51	\$ .85
1/4"	.5	5.76	1.05
5/16"	.75	7.36	1.20
3/8"	1	7.78	1.50
1/2"	2	10.54	2.55
5/8"	3.25	17.86	4.05

### (D) Pear Rings - Carbon

Diameter	Working Load Limit	Price Each
1/2"	2900 lbs.	\$2.65
5/8"	4200 lbs.	4.50
3/4"	6000 lbs.	10.38

### (E) Quick Links - Zinc Plated

Diameter	Opening	SWL	Box of 10
1/8"	3/16"	220 lbs	\$ 4.20
3/16"	1/4"	660 lbs	5.40
1/4"	5/16"	880 lbs	6.15
5/16"	3/8"	1600 lbs	9.90
3/8"	1/2"	2200 lbs	13.05

### (F) All-Purpose Snaps

Diameter	Opening	Box of 10
3/16"	1/4"	\$ 6.30
1/4"	5/16"	7.05
5/16"	7/16"	9.60
3/8"	1/2"	11.70
1/4" with grommet eye		11.55

### Turnbuckles (Forged)

	1/4" x 4"	3/8" x 6"	1/2" x 6"
(G) Jaw to Jaw	\$3.50	\$4.99	\$5.99
(H) Eye to Eye	3.50	4.99	5.99
(I) Eye to Jaw	3.50	4.99	5.99

### (J) Clam Shell Pipe Clamp

Includes bolts and Nylock nuts.

For 1-1/4" pipe..... \$8.50  
For 1-1/2" pipe..... 9.35

### (K) Mega-Gridlock

This grid crossover clamp is made of 6061-T6 extruded aluminum and is designed for permanent pipe grid installations in studios and theaters. Joins two overlapping pipes together in a 90 degree joint. Fastens any combination of 1-1/2" pipe (1.9" OD), 1-1/4" pipe (1.66" OD), and 2" OD Tube. (Tight fit on 2" OD tube). Safe Vertical Working Load: 1250lb.

MGM, Mega-Gridlock, Aluminum Finish \$14.45

MGB, Mega-Gridlock, Black Anodized . 14.45

### (L) Beam Clamps

Rugged all-steel construction. Fits wide range of beam sizes. Can be used for temporary rigging or semi-permanent installations.

Capacity	Width Range	Price Ea.
1 Ton BC	3" to 9"	\$41.25
2 Ton BC	3" to 9"	51.25
3 Ton BC	3.2" to 12.6"	76.50

### (M) Adjustable Beam Clamp

Includes shackle, bolts and nuts. 350lbs recommended working load.

4" to 8", 3/8" throat ..... \$18.90  
4" to 9", 3/4" throat ..... 18.90

# Rigging

## (A) Stagemaker Hoists

The Stagemaker Compact Concert Hoist enables safe and accurate positioning of speakers, lighting rigs, stage scenery, and whatever else you may want to safely raise and lower. The compact design allows it to fit inside many truss structures. Each Stagemaker hoist features a combined load limiter / brake, solid state brake control, 360° upper and lower hook rotation, 5-pocket load wheel for accurate operation, anti-jam chain guide for precise chain alignment, black chain, and a pressure cast aluminum body with Black two-part epoxy paint. Stagemaker hoists also feature integral handles for convenient transport and come standard with a chain bag. Easy-to-use slack chain stops make for simple travel limit setup. Quieter than most hoists on the market. Available in inverted (body-down) or normal configurations.



## Stagemaker Sample Configurations

Below are a handful of "typical" hoist configurations for your easy reference. All hoists priced using three-phase power service (except 1/4 ton models), 16 ft/minute speed, chain bag, twistlock terminations for control & power. Please call or email for a package quote for your specific venue's needs.

Capacity	30' lift	60' lift
1/4 Ton	\$1872.55	\$2062.95
1/2 Ton	2238.05	2446.30
1 Ton	call	call

## BMI Supply also carries:

- CM Hoists
- Motion Labs Distro
- Applied Electronics Distro
- Hoist Roadcases

Call or email for a custom quote!

## (B) Manual Chain Hoist


Do you need to lift something heavy but do not have the budget for an electric chain hoist? A manual chain hoist could be the answer. From the makers of the Stagemaker electric chain hoist, the Series II Manual Chain Hoist is available in 1/4-Ton through 10-Ton configurations. Features include: an overload limiting device (except on the 1/4-Ton), Grade 80 high strength galvanized chain, heat-treated alloy steel hooks with latches and inspection points, and a dual pawl Weston-style brake with two friction discs providing four braking surfaces. Below are a few popular configurations. Please call or email for a quick customized quote.

Capacity	Lift Height	Price
1/4 Ton	15'	\$187.00
1/4 Ton	30'	290.00
1/2 Ton	15'	207.00
1/2 Ton	30'	330.00

## (C) Chainrunners

Chainrunners are a simple and safe way to run power and control cables alongside chain hoists. The extruded aluminum pieces are attached via cable ties evenly along the cable run and then attached around the load chain. As the hoist climbs, the chainrunners slide along the chain and gather, creating an accordion-style looping of excess cable. Sized for use with Stagemaker chain.

VL05 (for 1/4T & 1/2T)	\$30.00
VL10 (for 1T)	30.00



## (D) Applied Truss


Aluminum triangle and box truss for use in theatres, concert halls, production sets, churches, and many other applications. Trussing is constructed from highly polished aluminum tubing, carefully hand tig welded, and weight load certified by a structural engineering firm. Aluminum end plates standard; spigoted truss available. Custom lengths and corner pieces also available.

Length	14" TRI	12" x 12" HD BOX
5'-0"	\$172.80	\$534.60
8'-0"	271.35	726.30
10'-0"	271.35	726.30

### Load Ratings For Above (lbs.)

UDL = Uniformly Distributed Load  
CPL = Center Point Load

Length	14" TRI		12" HD BOX	
	UDL	CPL	UDL	CPL
10'	1500	900	4000	3000
20'	1300	700	2400	1500
30'	735	460	1500	800
40'	400	260	750	500



## (E) James Thomas Truss

James Thomas Engineering (JTE) has long been an industry leader in truss systems for arenas, touring productions, theatres, and more. JTE's General Purpose (GP) truss offers high load capacities making this truss ideal for countless applications. All GP truss is made in the USA from 6061-T6 aluminum. Features include: bolt plate connections, 2" OD main chords, 1" OD diagonals, and design/welding practices in accordance with appropriate ANSI standards. Popular sizes / lengths listed below; call or email for other specialized needs.

Section	12" x 12" Box Truss	20.5" x 20.5" Box Truss
Length		
5'-0"	\$531.63	\$716.13
8'-0"	681.97	804.97
10'-0"	784.47	927.97
4-way Corner	490.63	736.63


Load ratings for above truss systems (in lbs.):

UDL = Uniformly Distributed Load  
CPL = Center Point Load

Length	12" x 12" Box Truss		20.5" x 20.5" Box Truss	
	UDL	CPL	UDL	CPL
10'	6140	4497	5741	2870
20'	3100	1550	5741	2870
30'	1726	864	3715	1858
40'	855	428	2643	1322



(F)



(G)

## (F) SpanSet Stage Slings

Lightweight, soft, pliable roundslings for temporary rigging applications. Manufactured from a continuous loop of high-tenacity polyester yarn encased in a smooth, double wall, tightly woven cover without any edge seam. Because the load-bearing core yarns are encased by the cover, they are protected from cuts, abrasion, and the harmful effects of ultra-violet rays. Black color ideal for inconspicuous suspension of lighting, sound, and other equipment. Additional sizes and ratings available.

Size	Vertical	Choker	Basket	Price ea.
3'	5300 lbs.	4240	10600	\$13.41
6'	5300 lbs.	4240	10600	23.71
9'	5300 lbs.	4240	10600	34.02

## (G) Wire Rope Slings

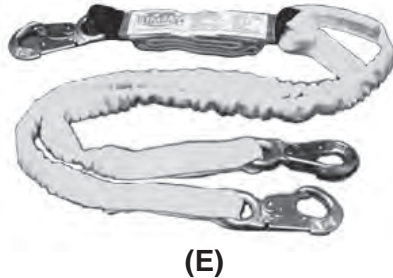

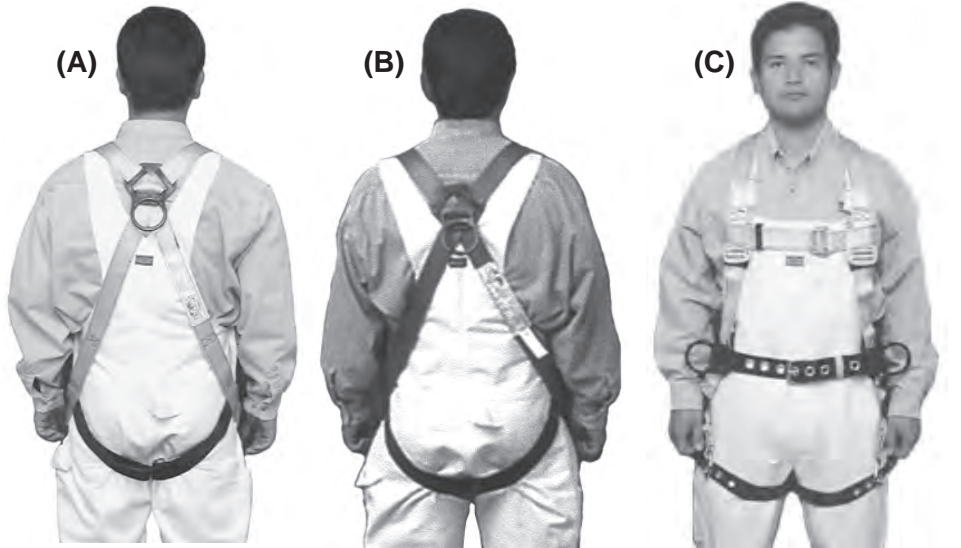
3/8" 7x19 galvanized aircraft cable finished with thimble eye on both ends secured by pressed metal sleeve. All slings rated at 2800 lbs. vertical, 5600 lbs. basket.

Size	Price	Size	Price
2.5' WRS	\$13.35	20' WRS	\$22.61
5' WRS	14.15	30' WRS	30.52
10' WRS	17.44		



# Rigging

**IMPORTANT NOTE:** Harnesses listed here are for fall protection only! They are not designed to "fly" or lift a person in a stage production.



### (A) Simple Fall Arrest

Full body harness with D-Rings on center back only. Shock absorbing lanyard separate. Color- yellow/black with pass thru buckles. Exceeds OSHA specifications.

Small - Large 305N .....	\$47.46
X-Large 306N .....	50.05

### Center Front D-Ring

Small - Large 305FB .....	\$52.92
X-Large 306FB .....	56.49

### (B) Pillow Flex Harness

Full body harness with D-Rings on center back only. Padded nylon web means comfort. Shock absorbing lanyard separate. Color - blue/black with pass thru buckles. Exceeds OSHA specifications.

Small - Large PF305N .....	\$77.74
X-Large PF306N .....	80.40

### (C) IRONWORK Harness

These are the harnesses our own riggers use and prefer. The backpadded waistband provides security and comfort. Back center mounted D-Ring for fall protection, two waist D-Rings for other functions. Tongue-buckle connections with nylon webbing. Exceeds OSHA specifications.

Small - Large 396B .....	\$104.06
X - Large 397B .....	106.65

### Nylon Lanyard

Basic 1" x 6' Nylon web lanyard with double locking snaps on each end. Connect from center-back D-ring on harness to supporting line. Shock version adds shock-absorbing pack to minimize impact of fall.

506 Nylon Lanyard .....	\$24.36
516 Nylon Shock Lanyard .....	42.00

### UltraStretch Lanyards

These shock absorbing lanyards stretch as you move away, and retract upon moving back to minimize difficulty. The ClearPack enclosed shock absorber allows for easy inspection. Forged double locking snaps allow quick connect/disconnect.

(D) #US516 1" x 6' .....	\$53.27
(E) #US516Y 1" x 6' Y Style .....	77.84

### (F) Large Rebar Hook

This handy piece of hardware provides secure attachment between a standard lanyard and 2" pipe (secure railing, truss chord, etc). Y-lanyards with rebar hooks pre-installed also available.

Large Rebar Hook #597 .....	\$23.59
-----------------------------	---------

### Positioners

Ropegrab accepts 5/8" and 3/4" poly plus rope. Made of stainless steel. Easy to use. Wire rope grab is for galvanized wire rope. Also made of stainless steel.

(G) Rope Grab 5000 .....	\$ 95.45
(H) Wire Rope Grab	
5010 5/16" Cable .....	169.40
5038 3/8" Cable .....	169.40

## Fall Protection by:

# SpanSet®

### (I) Universal Harness & Lanyard

This is Spanset's easy-to-use universal harness with attached 6' lanyard and rebar hook. Features lightweight construction, center back D-ring, and adjustable shoulders/chest/legs. Rebar hook has 2.25" throat, ideal for 2" pipe or truss attachment. ANSI compliant. Great value! Available in M/L, XL, and XXL.

USUNI0B Harness .....	\$68.90
-----------------------	---------

### Fall Protection Harness Kit

This is another great value from Spanset. Kit includes their Universal Harness, 6' fall arrest lanyard w/safety hooks, anchor strap, and SpanSet tote bag for storage. Harness features a number of adjustment points to ensure a good fit and has a center back D-ring. Anchor strap creates qualified anchor point on tube or pipe. ANSI compliant. Available in M/L, XL, and XXL.

USFPK1 Fall Protection Kit ....	\$89.20
---------------------------------	---------

### (J) Horizontal Safety Line Kit


This kit creates a horizontal life line between two structural vertical supports for simple and safe lanyard attachment. Easy to install and tighten with the built-in ratchet system. Can be set for lengths up to 60'. Includes life line, webbing loops at each end for anchor attachment, tensioning device, two (2) 4' anchor slings, and two (2) carabiners. Red for easy visibility, black also available upon request.

USHSL-KIT Safety Line Kit ...	\$307.40
-------------------------------	----------

# Rigging

**More rigging system components available!**


**Please call or e-mail for pricing on locking rails, arbors, and other specialty rigging items.**



(A)



(C)



(D)



(E)



(F)



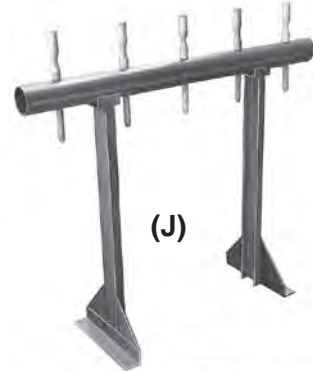
(G)



(H)



(I)



(J)



(K)



(L)

**KEY**

B = Ball Bearing  
 T = Tapered Roller Bearing  
 C = Cast Iron Sheave  
 N = Nylatron Sheave

## (A) Upright Head Blocks

Series 55 blocks by JR Clancy. Available in Nylatron too!

**Cable Diameter:** 1/4"

**Rope Diameter:** 3/4"

6 line, TC, 8" sheave .....	<b>\$479.70</b>
8 line, TC, 8" sheave .....	<b>561.70</b>
6 line, TC, 12" sheave .....	<b>541.20</b>
8 line, TC, 12" sheave .....	<b>615.00</b>

## (B) Underhung Head Blocks

Series 59 blocks by JR Clancy.

**Cable Diameter:** 1/4"

**Rope Diameter:** 3/4"

6 line, TC, 8" sheave .....	<b>\$479.70</b>
8 line, TC, 8" sheave .....	<b>561.70</b>
6 line, TC, 12" sheave .....	<b>541.20</b>
8 line, TC, 12" sheave .....	<b>615.00</b>

## (C) Universal Loft Block

Series 56 by JR Clancy. 8" Nylon sheave loft block now with 750 pound capacity. This offers a great savings over using a 10" or 12" block. Can be used in upright or underhung position. Pre-punched base angles make for easy mounting with no drilling.

1 Line BN .....	<b>\$ 86.10</b>
1 Line TN .....	<b>106.60</b>
3 & 6 idler add on .....	<b>24.60</b>

## (D) Underhung Loft Blocks

Series 19 by JR Clancy. Grooved for 1/4" cable. Specify 3/8" or 3/4" beam flange thickness. 3/8" throat will grip 4" to 9" beam; 3/4" throat will grip 4-1/8" to 10" beam.

1 Line BC 8" .....	<b>\$135.30</b>
1 Line BN 8" .....	<b>90.20</b>
2 Line BC 8" .....	<b>155.40</b>
4 Line TC 8" .....	<b>315.70</b>
3 or 6 Idler Add-on .....	<b>24.60</b>

## (E) Mule Blocks

Series 12 by JR Clancy. For use with cable only. Specify cable diameter. Cast iron sheaves, tapered roller bearings, 8" sheaves.

1 Line .....	<b>\$393.60</b>
2 Line .....	<b>393.60</b>
4 Line .....	<b>492.00</b>

## (F) Light Duty Blocks

3" diameter sheaves. Use with 1/8" wire rope.

1 Line LD Block .....	<b>\$ 98.40</b>
2 Line LD Block .....	<b>131.20</b>

## (G) Floor Block & Rope Lock

Model Number	Sheave Diameter	Price
118 (fixed Nylatron)	8"	<b>\$344.40</b>
218 (adj. cast iron)	10"	<b>479.70</b>

**Specify 3/4" or 7/8" rope.**

## (H) Rope Lock No. 533R

Ductile iron with 9" coated handle. Takes rope 5/8" - 1" diameter. Lock ring included. .... **\$114.80**

## (I) Slip Counterweights

BMI Supply is pleased to offer a variety of counterweight brick sizes including 4x1 (15 lbs), 4x2 (30 lbs), 6x1 (24 lbs), and 6x2 (48 lbs). Standard length is 13.75". Custom sizes are also available. Counterweight packages at 1000 lbs or above offer best value, but smaller lots are possible. Call or email with your needs and we will promptly provide a competitive quote.

## (J) Pin Rail

3-1/2" steel pipe and 4" channel iron. Height: 4" available any length. Holes for pins drilled at 12" centers. Double rail pin rails also available. .... **POR**

## (K) Belaying Pins

Hickory, 17" long by 1-3/32" dia. .... **\$12.11**  
 Hickory, 21" long by 1-5/32" dia. .... **13.78**

## (L) Batten Caps

Slip it on for safety and comfort! Bright yellow color stands out from the ethereal darkness of most fly lofts. Won't stop you from bumping into the end of a batten, but it will lessen the blow. Your stagehands will thank you! Easy to install and inexpensive. Fits 1.5" I.D. Batten.


**BMI Batten Cap .....** **\$1.79**

## Steel Pipe Batten Sleeve

For 1-1/2" Sch. 40 pipe (18" long) ..... **POR**



# Rigging



### (A) Wood Tackle Blocks

Heavy duty wood blocks come standard with loose side latch hook fitting. Additional options are available.

Rope Diameter	Single	Double	Triple
3/8"	\$ 73.00	\$115.00	N/A
1/2"	80.00	123.00	160.00
5/8"	86.00	138.00	180.00
3/4"	105.00	165.00	225.00

### Multi Sheave Block

JR Clancy 55 Series, can be underhung or upright. 3/4" rope grooves standard, 1/4" cable grooves also available. Ball bearings standard, 8" sheaves.

	Cast	Nylon
2 line	\$323.90	\$233.70
3 line	405.90	270.60
4 line	487.90	315.70
5 line	569.90	360.80

### (B) Rosco Sandbags with Hook

10 lb. Sandbag	\$26.45
25 lb. Sandbag	28.91
50 lb. Sandbag	38.13
75 lb. Sandbag	50.23
100 lb. Sandbag	54.74
150 lb. Sandbag	56.99
200 lb. Sandbag	67.86

### (C) Saddlebag Sandbag

The Saddlebag Sandbag has a 2" wide webbing strap for handling and two separate pockets so that the strap distributes the weight evenly. Comes with plastic bag to fill with sand after shipping (sand not included).

10 lb. Saddlebag	\$26.00
15 lb. Saddlebag	32.50
25 lb. Saddlebag	35.25
50 lb. Saddlebag	42.25

### (D) Swivel Eye Pulley

Metal sheaves, diecast zinc alloy. Sold in 10-packs.

Sheave Diameter	Rope Size	Box of 10
3/4"	1/8"	\$ 11.10
1"	1/4"	18.30
1-1/4"	5/16"	25.65
1-1/2"	3/8"	31.35

### (E) Fixed Eye Pulley

Sheave Diameter	Rope Size	Single Line Box of 10	Double Line Box of 10
3/4"	1/8"	\$ 9.90	\$15.00
1"	1/4"	15.75	30.75
1-1/4"	5/16"	27.00	37.80
1-1/2"	3/8"	31.35	41.55

### Deuer Blocks

All steel construction, bright zinc plated. Features oil-impregnated bronze bushing, lubricated for life. Sheave is easily removed allowing block to be rigged onto cable/rope at any point. 3" rated for 650 lbs; 3.5" rated for 1250 lbs (4:1 safety factor). Made in the USA.

Model	Type	Sheave	Rope	Each
(F) 30E	Swivel Eye	3.0"	1/4"	\$19.87
(F) 35E	Swivel Eye	3.5"	5/16"	28.82
(G) 30G	Fixed Eye	3.0"	1/4"	20.30
(G) 35G	Fixed Eye	3.5"	5/16"	25.93
(H) 30F	Fixed Flange	3.0"	1/4"	15.40
(H) 35F	Fixed Flange	3.5"	5/16"	21.33

### (I) Gravity Point

This versatile little bag is filled with lead shot and is tough enough to withstand a 30-foot drop. It's safer than using fishing weights or sash weights to tension a spot line. Available in three weights.

1lbs Gravity Point	\$13.10
3lbs Gravity Point	18.10
5lbs Gravity Point	25.10

### Cable Clew Wire Guided

8 lines ..... \$45.00

### (J) Rope Clew

5 lines ..... \$42.00

### (K) Easy Trim Clamp

5 lines ..... \$168.75

### (L) Knuckle Buster

Used on rope hand lines to set trim..... \$27.50

### (M) Hand Winch

The best and most versatile winch we've found. The M1100 has a worm gear system (30:1) for positive load holding and is handcrank, motor, and drill-operable. A no-load clutch is available for freewheeling cable out when not used primarily for hoisting. Capacity: 1000 lbs. single line, 2000 lbs. double line. Drum capacity: 70' - 1/4" cable, 125'-3/16" cable; 25% duty cycle.

M1100 No clutch ..... \$995.00

### Thern Winch

Thern's CWH2-2500 dual drum, hand or drill operated Clew Winch provides dependable control of multi-line loads. The CWH2-2500 has a manual-cranked load rating of 2500 lbs. per drum and a 10 amp drill driven rating of 1250 lbs. per drum. The gear ratio is 62:2 with an ultimate design factor of 8:1. Features include a single reduction bronze worm gear, automatic Weston style brake for positive load control, 40' travel distance using 5/16" wire rope, 5-9/16" diameter drums, key hole anchors for easy wire rope attachment, adjustable crank handle, and a lock-out pin to prevent unauthorized use. Two year limited warranty. Grooved drum option is available.

Thern Winch ..... \$1695.00

Other Models Also Available



# Cordage




(A)



(B)



(C)




(D)


"Tensile strength" is an indicator of rope breaking point. Be sure to divide the strength rating by an appropriate safety factor to determine the safe working load for your application. This is typically at LEAST a factor of 5, more often 8 or higher.



(E)



(G)



(F)

## (A) Multiline II

ML-II rope combines filament and staple/spun polyester wrapped around a polyolefin core. Easy on the hand, this three-strand rope provides the greatest durability, highest strength, lightest weight, and most consistent supple feel over time. Renders well over blocks, sheaves, and winches, making this an ideal line for counterweight systems or "hemp" houses. Environmentally stable - will not rot. White w/orange tracer. Black coated version available, please call.

Diameter	Avg. Tensile Strength	150'	600'
1/2"	5,800 lbs.	\$ 77.38	\$245.92
5/8"	8,230 lbs.	108.12	390.08
3/4"	10,540 lbs.	144.16	540.60

## (B) Stage Set X

Parallel core of polyester fiber contained within a polyester tape and covered by a braid of spun & filament polyester. Remains firm and round under load, resists crushing in rope locks, and is soft to the touch. Very little moisture absorption, will not mildew or rot.

600' spools Diameter	Avg. Tensile Strength	White	Coated Black
1/2"	7,900 lbs.	\$506.66	\$636.02
5/8"	14,000 lbs.	656.60	805.56
3/4"	17,600 lbs.	791.84	944.72

## (C) Durastron

This all-black cord is a smart choice for general purpose theatre rigging. Braided outer jacket with a strong parallel core of poly fibers. Firm yet comfortable to handle. Excellent for use with pulleys or as a stronger alternative to traditional cotton sash cord.

Size	Tensile Strength	Price
3/8" x 900'	3,700 lbs.	\$232.90
1/2" x 600'	6,525 lbs.	358.89
5/8" x 600'	9,000 lbs.	528.66
3/4" x 600'	12,825 lbs.	799.80

## (D) KM-III

KM-III static kernmantle rope is a great handline that meets the rigorous requirements associated with rescue and rappelling operations. KM-III consists of a continuous filament polyester cover braided over a nylon core. The high tenacity filament polyester cover braid provides the most durable and abrasion resistant construction available. KM-III is torque-balanced to eliminate the spin typically induced in ropes during operation.

Diameter	Length	Avg. Tensile Strength Lbs.	White	Black
3/8"	150'	5,700	\$107.73	\$123.12
3/8"	600'	5,700	394.47	463.32
7/16"	150'	7,500	119.07	137.70
7/16"	600'	7,500	439.83	494.10
1/2"	150'	10,000	137.70	159.57
1/2"	600'	10,000	524.88	605.88

## Manila Rope

#1 grade premium, 3 stranded

Diameter	Length	Price
1/4"	1200'	\$ 82.68
3/8"	600'	78.55
1/2"	600'	140.88
5/8"	600'	242.32
3/4"	600'	295.43
1"	600'	467.27

## Utility Rope (Derby)

Durable general purpose 5/8" handline that is ultra flexible and soft on the hands. Knots tie and secure easily. Great for pulling fixtures to the grid, lifting chain hooks, etc. Solid braid polypropylene. Black is standard, many other colors available. 2400 lbs tensile strength (RWL 300 lbs).

5/8" x 600' Derby, Black ..... \$195.00

## More Ropes!

We have many other ropes available to suit various applications. Need something specific? Give us a shout!

## (E) Black Sash Cord (Theatre Cord)

Size	Diameter	Length	Price
6	3/16"	600'	\$ 48.56
8	1/4"	600'	74.01
10	5/16"	600'	100.03
12	3/8"	600'	155.93

## (F) Tie Line

1/8" diameter. Black can come coated or uncoated.

Color	600' reel	3000' reel
Black	\$28.00	\$123.00
White	26.00	115.00

## Elastic Shock Cord (Bungee)

Nylon covered, white with black tracer. These bulk spools allow you to customize to the size you need.

No.	Diameter	50'	100'
SC316	3/16"	\$ 10.13	\$16.96
SC104	1/4"	13.23	21.91
SC516	5/16"	23.18	28.88
SC308	3/8"	23.59	45.47

Hooks available for each size. CALL.

## (G) Hot Knife Rope Cutter

Cuts AND heat seals Nylon, Dacron, and polypropylene ropes with ease. No more frayed ends! Warms up in 30 seconds using standard 110V AC service. The Rope Cutter can cut through a 1" Nylon rope in 10 seconds. Additional features: lighted on/off rocker switch, 1-5/16" blade, and 5.5 ft. grounded cord. Chassis features four (4) pre-drilled holes for secure bench mounting.

Rope Cutter ..... \$165.00  
Replacement Blade ..... 37.50

# Curtain Track

## ADC FLEX-I-TRAC® MODEL 132 CWANA\*

FLEX-I-TRAC is a light-to-medium duty I-beam type track designed for medium weight curtains. This economically priced track unit is supplied for "walk-along" operation only with no cord, pulleys or master carriers furnished. The track channel is curved on-the-job to virtually any degree or radius ..... **\$12.29/ft.**

### ADC 130 Series Components

No. 1300	Channel 13-gauge aluminum .....	<b>\$4.61/ft.</b>
No. 1301	Single Carrier .....	<b>3.98</b>
No. 1301-A	Single Carrier .....	<b>10.51</b>
No. 1308	Hanging Clamp .....	<b>2.09</b>
No. 1309	End Stop .....	<b>4.14</b>
No. 1324	Splicing Clamp .....	<b>6.53</b>
No. 1337	Nylon BB Single Carrier .....	<b>12.77</b>
No. 1337-A	Nylon BB Single Carrier .....	<b>18.34</b>
No. 1352	Nylon BB Master Carrier .....	<b>47.74</b>
No. 1423	Ceiling Clamp .....	<b>10.87</b>
No. BT-2	Bending Tool .....	<b>144.07</b>

\*COMPLETE WITH ALL NECESSARY ACCESSORIES 20' MINIMUM.

### H&H Specialties 700 Series Curtain Track

The 700 Series is a versatile I-beam type track that can be used for straight or curved applications in TV studios, theatres, and many other types of facilities. It is supplied for "walk-along" operation only with no cord, and it is curved on-the-job to the desired radius. **The 700 Series track is compatible with ADC's 130 Series.**  
**701A Complete Aluminum Track System, complete ..... \$14.45/foot**

### Rotodrapeer® Pivot Arms

Rotodrapeer pivotal fixtures are used for changing the position of curtains on tormentors, side-legs, back-drops and cycloramas. The effect is easily accomplished either by turning the curtain itself or by fastening a tow-line to the pipe or track and swinging it to the desired position.

The pivot arm is unique because no implement is required to secure the curtain to its proper position. The Rotodrapeer is simply installed and easily manipulated to any angle desired (including full 360° turn). All rotodrapers can accommodate drapery to 10' wide.

**No. 6 Rotodrapeer** Unit hangs from pipe batten. Drapery hangs from a pipe (not included) attached to the Rotodrapeer. Supports up to 100 lbs.

**No. 14 Rotodrapeer** Unit rides in 140 Series Track (not included). Drapery hangs from a pipe (not included) attached to the Rotodrapeer. Supports up to 75 lbs.

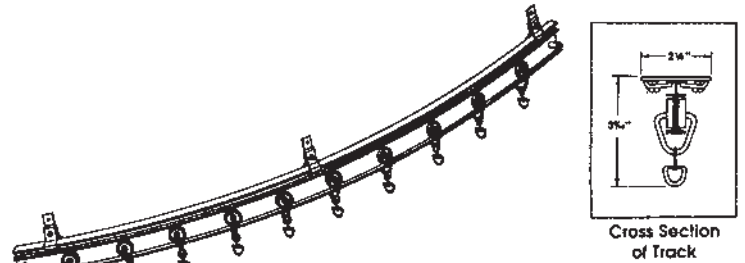
**No. 17 Rotodrapeer** Unit rides in 170 Series Track (not included). Drapery hangs from a pipe (not included) attached to the Rotodrapeer. Supports up to 75 lbs. This unit as with all track style Rotodrapers allows U.S. - D.S. or S.R. - S.L. movement of the entire unit as well as 360° turning of drapery.

**No. 28 Rotodrapeer** Unit rides in 280 Series Track (not included). Drapery hangs from a pipe (not included) attached to the Rotodrapeer. Supports up to 75 lbs. and 10' wide drapery.

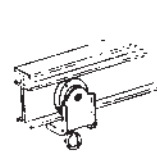
<b>No. 6</b> .....	<b>\$117.37</b>
<b>No. 14</b> .....	<b>193.35</b>
<b>No. 17</b> .....	<b>137.91</b>
<b>No. 28</b> .....	<b>144.09</b>
<b>No. 402</b> Friction brake for models 14, 17 .....	(add) <b>23.49</b>
<b>No. 401</b> Friction brake for model 28 .....	(add) <b>46.10</b>

With Springloaded Pin Locking Device - Locks Every 15°

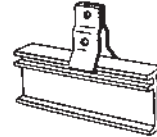
<b>No. 6A</b> .....	<b>\$154.22</b>
<b>No. 14A</b> .....	<b>248.13</b>
<b>No. 17A</b> .....	<b>187.68</b>
<b>No. 28A</b> .....	<b>193.23</b>



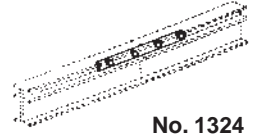
Cross Section of Track



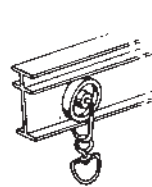
No. 1301-A Single Carrier




No. 1308 Hanging Clamp




No. 1324 Splicing Clamp



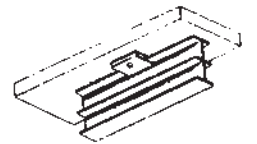
No. 1301 Single Carrier



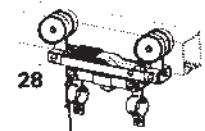
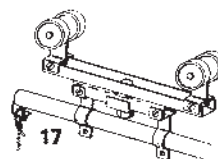

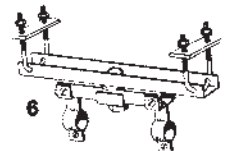
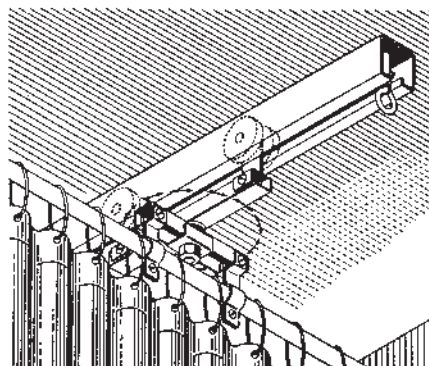
No. 1337 Nylon Ball-Bearing Single Carrier



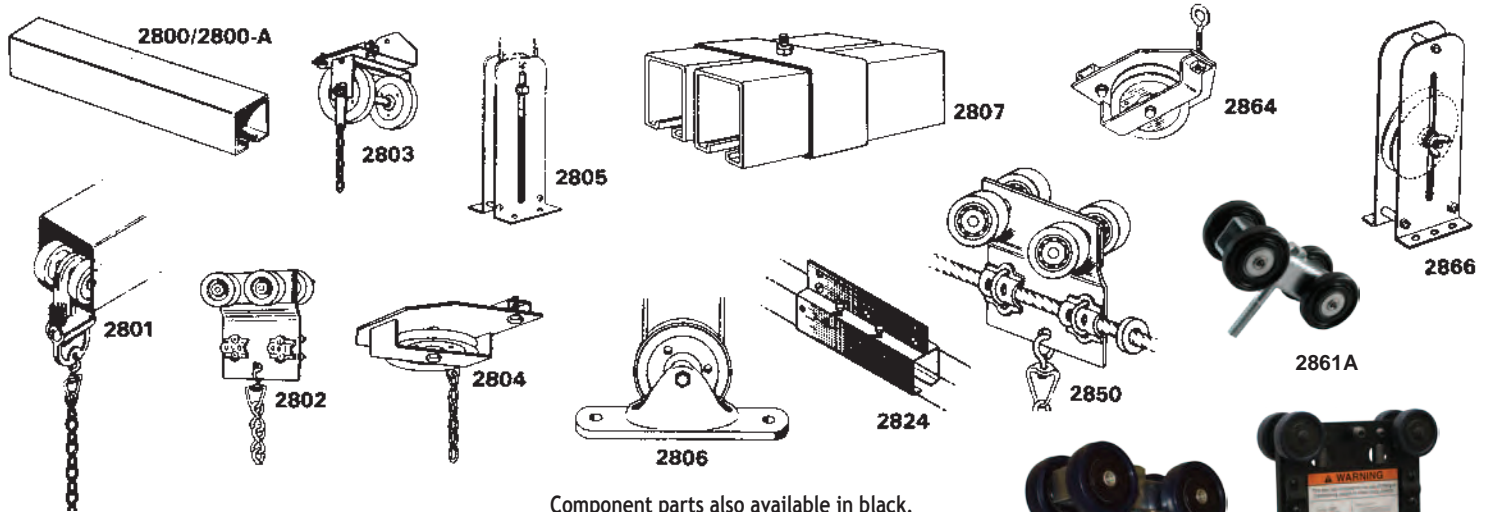
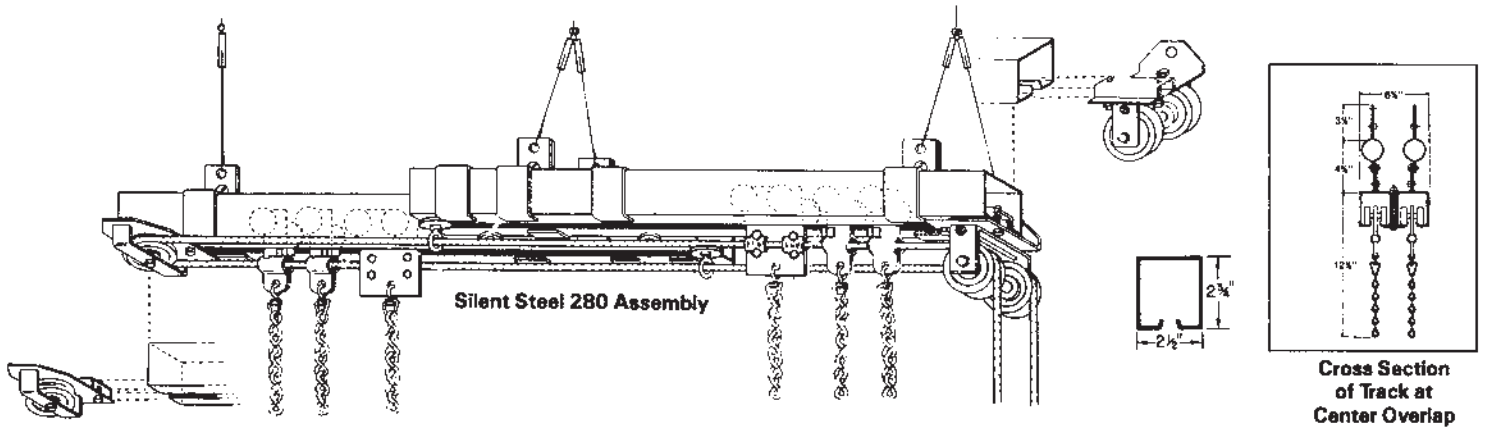
No. 1337-A Nylon Ball-Bearing Single Carrier



No. 1423 Ceiling Clamp



# Curtain Track



Component parts also available in black.



## #450 Urethane Scenery Carrier

This is the toughest and quietest scenery carrier we have seen! Equipped with urethane-tired sealed ball bearing wheels riveted to machined solid steel body, this carrier has a working load rating of 200 pounds. For additional stability, the 450 carrier has two Nylatron bearings to keep unit centered in the track assembly. Compatible with H&H Specialties 400 series track as well as ADC 280 Series track. 1/2" milled pinned tap bolt is provided for scenery attachment.

#450 Scenery Carrier ..... \$80.64

## #451 Really Useful Carrier

This slab of aluminum beef is the Swiss Army Knife of carriers! The Really Useful Carrier truly lives up to it's name. Equipped with urethane-tired sealed ball bearing wheels riveted to a machined black anodized aluminum body, this carrier has a working load rating of 200 pounds. For additional stability and safety, the 450 carrier has two Nylatron bearings to keep unit centered in the track assembly and a 3/8" safety bolt installed in body to eliminate possibility of single point failure. The carrier body is provided with a complement of mounting holes to enable attachment of scenery and various devices. The 451 carrier can be used in a variety of applications for tracking scenery, lighting, and other elements. Compatible with H&H Specialties 400 series track and ADC 280 Series track.

#451 Really Useful Carrier ..... \$180.60

### ADC Silent Steel® 280 Track

Silent Steel is the most famous name in heavy-duty stage tracks. 280 is used on the majority of stage installations using heavyweight curtains of any length and is particularly quiet in operation. 280 CWANA\* ..... \$39.30/foot.

### ADC 280 Series Components

- No. 2800 Channel 14 gauge galvanized steel ..... \$15.43/ft.
- No. 2800-A Channel AL Black ... 22.09/ft.
- No. 2801 Single Carrier ..... 10.78
- No. 2801-A Single Carrier ..... 27.72
- No. 2802 Master Carrier ..... 37.81
- No. 2803 Live end pulley ..... 75.68
- No. 2804 Dead end pulley ..... 44.51
- No. 2805 Adjustable floor pulley ..... 64.55
- No. 2806 Floor pulley ..... 57.49
- No. 2807 Lap clamp ..... 10.20
- No. 2808 Hanging clamp ..... 6.91
- No. 2809 End stop ..... 6.65
- No. 2824 Splicing clamp ..... 69.96
- No. 2833 Back pack guide for manually operated tracks ..... 5.71
- No. 2834 Back pack guide for machine operated tracks ..... 5.70

- No. 2849 Neoprene ball-bearing single carrier ..... 48.96
- No. 2850 Neoprene ball-bearing master carrier ..... 106.63
- No. 2851 Nylon ball-bearing single carrier ..... 31.61
- No. 2852 Nylon ball-bearing master carrier ..... 79.31
- No. 2861 Door carrier ..... 296.81
- No. 2861A Scenery Carrier ..... 96.67
- No. 2863 5" live end pulley ..... 211.05
- No. 2863A 8" live end pulley ..... 254.41
- No. 2864 5" dead end pulley ..... 143.17
- No. 2864A 8" dead end pulley ..... 168.57
- No. 2865 Tension floor pulley ..... 55.20
- No. 2866 5" adjust floor pulley ..... 128.44
- No. 2866A 8" adjust floor pulley ... 343.74

### H&H Specialties Curtain Track

400 Series Heavy-Duty Straight Track  
The 400 Series is a straight track available in galvanized steel, black powder-coated steel and mill finish aluminum. The 400 Series track is compatible with ADC's 280 Series. Call for pricing on other 400 Series configurations.

401S Complete Steel Track ..... \$29.61/foot

\*Complete With All Necessary Accessories, 20' minimum



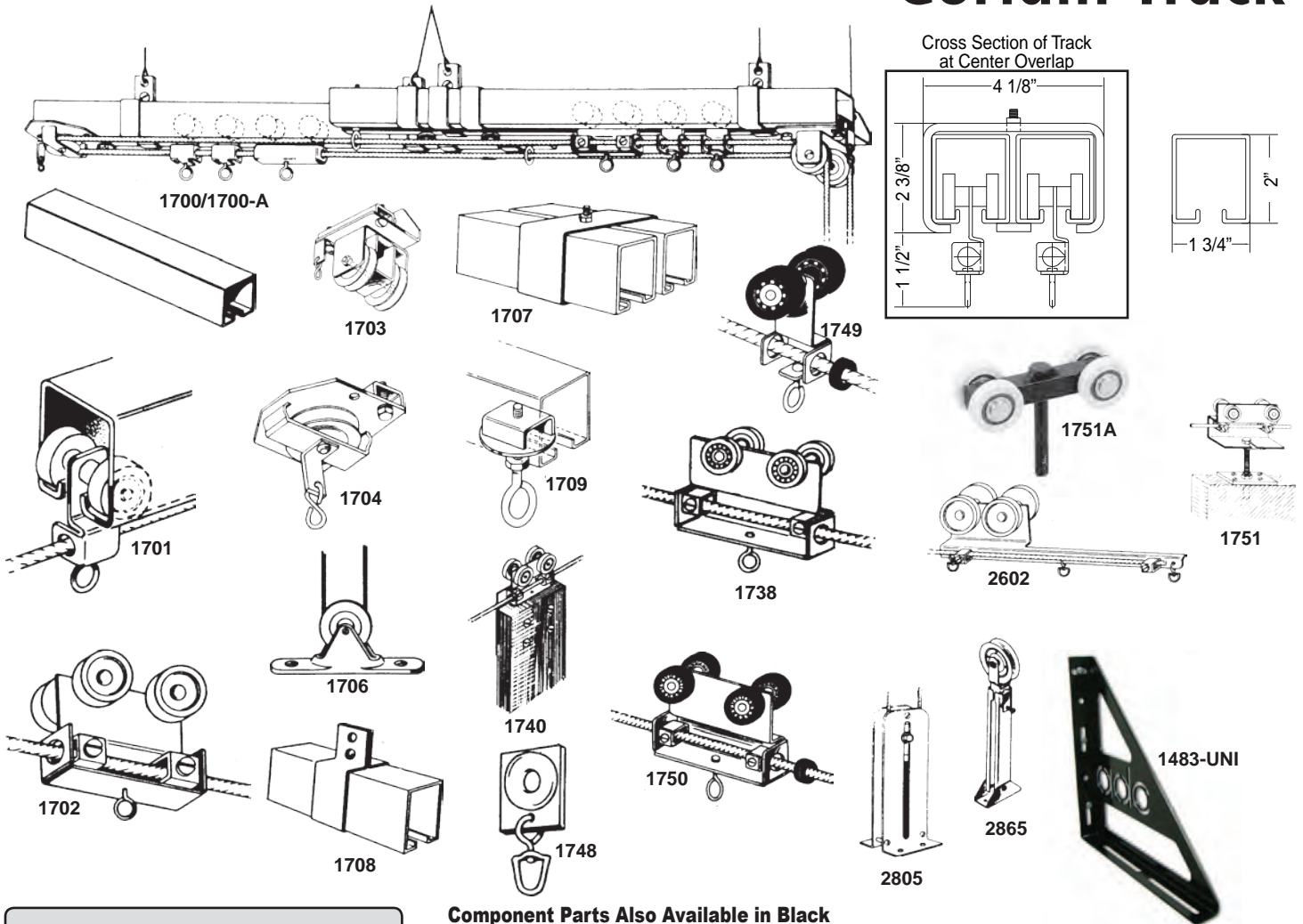
Toll Free: 800.836.0524

Online: shop.bmisupply.com





# Curtain Track



Cross Section of Track at Center Overlap

**ADC Besteel® 170 Track**  
 Besteel is the most famous name in medium duty stage tracks. 170 is used on the majority of stage installations using medium or lightweight curtains on lengths up to about 36'  
**170 CWANA\* .....\$29.02/foot**

**ADC 173 Track**  
 173 is recommended for stage cyc and gym divider installations where it is necessary that the operator walk the curtain to its opened and closed positions. Curves are obtainable in 90°, 75°, 60° and 45° bends curved to a 24" radius. Can be supplied as a single-sectioned or double-sectioned unit. No cord or pulleys are supplied with walkalong tracks. 2 pairs of No. 1724 splicing clamps are furnished with each curve. 173-N is identical to 173 except No. 1737 nylon ball-bearing carriers are used instead of No. 1701. 173-R is identical to 173 except No. 1749 neoprene ball-bearing single carriers are used instead of No. 1701  
**173 CWANA\* ..... \$19.26/foot**

**ADC Fenesteel 260 Track**  
 260 is similar to 170 except that it operates as a single-sectioned unit. No. 2602 master carriers (self-lapping) are used instead of No. 1702.  
**260 CWANA\* ..... \$29.02/foot**

*\*Complete With All Necessary Accessories, 20' minimum*

**Component Parts Also Available in Black**

**ADC 170 Series Components**

- No. 1700 Channel 14 gauge galvanized steel ..... \$11.32/ft.
- No. 1700-A Channel AL Black .... 15.64/ft.
- No. 1701 Single carrier ..... 4.61
- No. 1702 Master carrier ..... 18.25
- No. 1703 Live end pulley ..... 46.60
- No. 1704 Dead end pulley ..... 25.80
- No. 1706 Floor pulley ..... 37.75
- No. 1707 Lap clamp ..... 6.86
- No. 1708 Hanging clamp ..... 4.00
- No. 1709 End stop ..... 5.49
- No. 1724 Splicing clamp ..... 57.51
- No. 1733 Back-pack guide ..... 2.86
- No. 1735 Back-pack guide ..... 2.86
- No. 1737 Nylon ball-bearing single carrier ..... 14.14
- No. 1738 Nylon ball-bearing master carrier ..... 35.67
- No. 1740 Masking master carrier ... 81.60
- No. 1748 Space Saver ..... 5.36
- No. 1749 Neoprene ball-bearing single carrier ..... 19.32
- No. 1750 Neoprene ball-bearing master carrier ..... 45.76
- No. 1751 Door carrier (100 lbs) ..... 175.28


- No. 1751A Scenery Carrier (150 lbs).... \$77.11
- No. 1752 Curve (90°, 24" radius) 62" long (app. 3' x 3') ..... 275.70
- No. 1753 Curve (75°, 24" radius) 57" long (app. 2'8" x 2'8") . 275.70
- No. 1754 Curve (60°, 24" radius) 51" long (app. 2'3" x 2'3") . 275.70
- No. 1755 Curve (45°, 24" radius) 44" long (app. 2' x 2') ..... 275.70
- No. 2602 Master carrier ..... 59.28
- No. 2624 Splicing clamp ..... 71.46
- No. 2804 Dead end pulley ..... 44.51
- No. 2805 Adjustable floor pulley .... 64.55
- No. 2865 Tension floor pulley ..... 55.20
- No. 2866 Adjustable floor pulley 5" .... 128.44
- No. 1483-UNI Wall Bracket..... 68.39  
*(Innovative wall bracket that works with any ADC track channel!)*

**H&H Specialties Curtain Track**  
**100 Series Heavy-Duty Straight Track**  
 The 100 Series is a straight track available in galvanized steel, black powder-coated steel and mill finish aluminum. The 100 Series track is compatible with ADC's 170 Series. Call for pricing on other 100 Series configurations.  
**101S Complete Steel Track .....\$21.63/foot**


# Special Effects



(A)



(B)



(C)



(D)



(E)



(F)

### (D) ReelFX DF-50

The DF-50 is an industry-standard machine for creating beautiful haze effects. Originally developed for Hollywood, the DF-50 has found its way into concert venues, casinos, theatres and countless other venues. Exceeds health & safety guidelines for AEA and other professional organizations. DF-50 can use traditional mineral oil-based fluid or a newer water-soluble glycol-based fluid. No heater involved means no warm-up time. Compressor carries a 5-year warranty while all other components are covered for 1 year. 2L tank capacity (runtime approx. 35 hours), weighs 35 lbs.

- ReelFX DF-50 ..... **\$2506.95**
- ReelFX DF-50 w/DMX ..... **2830.95**

### (E) LeMaitre MVS Hazer

The Multi Venue System (MVS) has whisper quiet twin variable high output haze projection fans and 90 degree electronically variable haze output direction. The high power air pump and advanced fan motor control provides a wide operational range while the large diameter hazing tube doubles the effective area, increases its working life span, and makes cleaning easier. Four-channel DMX is built into the unit. The MVS uses LeMaitre Neutron Haze fluid.

- LeMaitre MVS Hazer ..... **\$1617.16**
- Bottle Carrier for MVS ..... **48.04**
- Carrying Case for MVS w/BC..... **334.26**

### (F) CITC AquaMax Hazer

The AquaMax by CITC offers long-lasting haze (like oil-based machines) but does so using a 100% organic water-based fluid! Get the best of both worlds: great haze without residue build-up on your expensive gear. Aquamax also offers quiet performance, DMX on-board, low fluid consumption, remote timer control, and is made in the USA. Does not clog. 1000w power consumption, 8 minute warm-up, 22" x 10" x 10", 25 lbs. One (1) year warranty.

- AquaMax Hazer ..... **\$2692.35**
- Organic Haze Fluid 4L ..... **44.59**

### (A) Ultratec Radiance Hazer

Ultratec continues to set new standards in haze technology with the release of the Radiance Hazer. Based on the proven Neutron Fluid formulation, Ultratec engineers developed a unique 4-port Rapid Clean Vaporizing element that delivers robust hazing output with minimal maintenance downtime. Built-In DMX offers control of both the haze output and internal fan speed. This combination offers superb haze control and even dispersion. The Radiance can also be operated using an optional remote or the onboard controls. Removable power cable and multi-use bracket included. Luminous 7 (Neutron) fluid only.

- Radiance Hazer ..... **\$1205.75**

### (B) Look Solutions Unique 2.1

This powerhouse hazer from Germany offers quiet operation, minimal warm-up time, efficient fluid consumption, and DMX control. The Unique 2.1 also features variable output, making this a useful machine for small and large venues alike. Also features internal timing functions and stand-alone capabilities. Will run for approximately 50 hours on a 2L bottle of fluid. Use Unique fluid only. Weighs approximately 19 lbs (w/o fluid).

- Unique 2.1 Hazer ..... **\$1757.50**

### (C) Martin Jem K1 Hazer

The Jem K1 Hazer is Martin's top-of-the-line hazer for high performance applications where a high level of reliability and easy serviceability is required. Feature-rich and of solid construction, the Jem K1 provides the ideal combination of continuous operation, long hang time, and low fluid consumption for greater economy.

- JEM K1 Hazer ..... **\$1609.05**
- K-1 Digital Remote Control ..... **142.80**

## Haze Fluids

### Ultratec

#### Regular Haze (G300, H175)

2805	4L	\$ 35.25
2832	20L	116.47

#### Luminous 7 (Radiance) Haze

2850	2L	\$ 54.82
2855	4L	85.22
2860	20L	355.21

### Martin

Pro Haze, 2.5 Liter	.....	\$ 14.40
Pro Haze, 9.5 Liter	.....	47.70
K1 Haze, 2.5 Liter	.....	36.00
K1 Haze, 9.5 Liter	.....	126.00

### LeMaitre

Neutron Haze, 2L	.....	\$45.36
Neutron Haze, 4L	.....	90.85

### Look Solutions (Unique)

Unique, 2L	.....	\$ 52.25
Unique, 10L	.....	213.75

### DF-50

High Performance Fluid, 1G	.....	\$44.96
----------------------------	-------	---------


Additional haze fluids for Chauvet, Rosco, and CITC machines available on our website.




# Special Effects



(A)



(B)



(D)



(E)



(C)



(F)

"Fog Fluid Sold Separately"

### Haze vs Fog

**Haze Machines** - Good for productions or events where you want to create a general cloudiness in the air that is long-lasting and evenly dispersed. Great for drawing attention to lighting effects.

**Fog Machines** - Ideal for specific cues or moments calling for a brief saturated smoke effect emanating from a particular area - e.g. smoke from a doorway, a reveal effect, etc.

### (A) Ultratec Stage Fogger DMX

Introducing Ultratec's powerful "workhorse" fog machine! Stage Fogger DMX is engineered for maximum reliability, consistent & continuous output, and tank-tough integrity. Features a smart innovation from Ultratec: **Rapid Change Technology (RCT)**. RCT solves a common fog machine problem: a clogged heat exchanger due to normal wear and tear. RCT allows you to make a capillary tube replacement in the field, on the fly. No need to send in your machine for time-consuming and costly repair. Save money, save time, save headaches, and get phenomenal fog! The Stage Fogger DMX comes standard with DMX-512 control capabilities, 25' deluxe illuminated timer remote, built-in 4" hose adapter, integrated 1.5 gallon "no-leak" fluid reservoir, and a replacement Rapid Change Heat Block Rebuild Kit.

Stage Fogger DMX ..... \$1243.84

### (B) Ultratec Show Fogger Pro

Show Fogger Pro is an excellent fogger for applications not requiring DMX control. Show Fogger Pro features Rapid Change Technology (RCT) for easy service in the field. In addition to RCT, the Show Fogger Pro boasts continuous output, integral one gallon fluid reservoir, and full function timer. Lifetime heat exchanger warranty when using genuine Ultratec water based fluids.

Show Fogger Pro ..... \$969.68

### Martin Magnum 650

The Magnum 650 allows the budget-conscious performance groups to get started with atmospheric fog effects. Offers dense white fog, fast heat-up time (7 minutes), and sturdy construction. The 600W heater is packed in a diminutive steel and aluminum housing that measures just 11.5" x 8.5" x 6.7". Includes hard wired remote control with simple manual switch. 1 liter onboard fluid capacity. Max fluid consumption (at peak volume) is 23ml per minute.

Martin Magnum 650 ..... \$141.10

### (C) Martin Magnum 850

Great for modest venues. Compact yet able to produce large volumes of dense fog. An electronic pump ramping system produces a smooth, steady, continuous level of fog. Includes basic on/off remote.

Magnum 850 ..... \$283.05

### (D) Martin Magnum 1800

This is one of the big boys in the Martin fog lineup. 1000W heater, continuous output, onboard DMX, timer remote with onboard storage, overheat protection, 3.8L fluid capacity, and solid design. Want more? There is an optional flying kit to rig this fogger as your production design dictates.

Martin Magnum 1800 w/DMX .. \$583.10

Hanging Bracket ..... 52.70

### (E) Rosco 1700 Fog Machine

The 1700 offers a dense burst of fog and continuous output at any volume setting (no interruption for reheat). Designed for long-term reliability and easy serviceability. Maximum fluid use is 3 liters/hour, warm-up time is 8 minutes, 1 year warranty. Includes a remote control (w/15' cable). DMX interface available for easy control from your lighting console.

Model 1700 120V #200-21700-0120 \$742.50

DMX Interface for 1700 ..... 235.00

100' Remote Extension ..... 86.30

### Rosco 1900 Fog Machine

Rosco's Model 1900 fog machine is a high-output professional fog machine designed primarily for opera, industrial applications, clubs, or anywhere a large amount of fog is needed. Remote (included) comes with a 15' cable and can be stored on the unit. Twice as much output at the Rosco 1700 fogger. Holds 4L bottle.

Model 1900 120V..... \$855.00

(can use same accessories as Model 1700)

### (F) LeMaitre GForce 1 DMX

The GForce 1 DMX smoke machine offers continuous output with an 1100 watt heater block and features LeMaitre's Genesis easy change block system. The included Varitime remote provides control over smoke volume and intervals as well as power on/off. Also includes onboard DMX control interface!

GForce 1 DMX ..... \$1100.00

### Fog / Smoke Fluids

#### Ultratec

Water based fluid that produces clean white smoke/haze with no oily residue or odor.

No.	Size	Unit Price
-----	------	------------

**Regular Fog Fluid** (Director's Choice)

2751	4L	\$ 38.19
------	----	----------

2750	20L	160.55
------	-----	--------

**Long Hang Time** (ProBeam)

2760	4L	\$ 40.19
------	----	----------

2749	20L	182.02
------	-----	--------

**Quick Dissipating**

2725	4L	\$ 40.19
------	----	----------

**Extra Quick Dissipating**

2730	4L	\$ 30.40
------	----	----------

#### Rosco

**Standard Fluid**

8234 Liter	.....	\$16.10
------------	-------	---------

82135 4 Liter	.....	56.95
---------------	-------	-------

**Stage & Studio Fluid** (quick dissipating)

9034 Liter	.....	\$16.10
------------	-------	---------

90135 4 Liter	.....	56.95
---------------	-------	-------

#### Martin (JEM)

Pro Smoke Super, 5.0 Liter	.....	\$26.10
----------------------------	-------	---------

Pro Smoke Super, 9.5 Liter	.....	47.70
----------------------------	-------	-------

#### LeMaitre


LeMaitre Regular Fog 4L	.....	\$43.35
-------------------------	-------	---------



# Special Effects



(A)




(B)



(D)



(E)



(C)



(F)

## Low Lying Fluids

### Ultratec

**Molecular** (use w/LSX, LSG)

2901 - 4L .....	\$ 54.82
2745B - 20L .....	224.11

### Rosco

**Stage & Studio Fluid** (chilled fog effects)

9034 Liter .....	\$16.10
90135 4 Liter .....	56.95

## (A) Aquafog Dry Ice Fogger

A new concept in dry ice fog. This water-based system is light-weight, portable and durable allowing you to create large amounts of billowing fog. The AQUAFOG 3300™ features a durable molded thermoplastic tank for corrosion resistance, light weight, and leak-proof use. The large lid lifts for easy loading of stainless steel ice shelf. All electrical components are conveniently located behind the electrical panel and plugs into wall outlets, no need for 220 volts. This unit features a low water level cutout switch, as well as a sophisticated adjustable water temperature circuit to maintain temperature all through your long rehearsals. A 6" fan pressurizes the tank and sends the fog out to the stage. The convenient 4-plug system allows for easy remote control. Water cap: 28 gal (106 lbs.), Ice cap: 75 lbs., Hose Vent: 4", Weight cap (empty) - 88 lbs. (loaded) - 455 lbs., Voltage: 120v, 220v avail, Heating Elements: 120v, 1650 watt; 220v, 3000 watt (two) screw in, Thermostat: Adjust auto control (100° - 160° F), Auto cutout at 175°, manual reset, Blower: 240CFM axial, Circuit breakers (type) - 20 amp on heating elements; 2 amp (lighted) on fan & pump.

**AF3300** ..... \$3350.40

## (B) LSG Low Smoke Generator

True professional's choice! Ultratec's LSG Low Smoke Generator, coupled with the monstrous output of the industry standard G3000 fogger, achieves stunning low fog effects. The LSG directly conditions the fog with liquid CO2, providing an extremely cold fog effect that hugs the ground. Outperforms refrigeration chillers and dry ice chillers. Available in standard (w/cart) and touring models, LSG offers proven performance for theatrical productions, sporting events, themed attractions, amusement parks, and many other entertainment venues. Features include huge continuous output, myriad control options, rugged design, and lifetime heat exchanger warranty. Needs just one 20A circuit at 110V. LSG can be outfitted for use with low pressure CO2 dewars or high pressure siphon cylinders. Use exclusively with genuine Ultratec Molecular fluid for dry, white fog effect. Please call for complete specifications and technical information. Touring model includes road case.

**LSG MKII with Cart 110 lbs.** ..... \$5377.00

**LSG MKII Touring 250 lbs.** ..... 6175.00

*Please call for complete package pricing with G3000 fogger.*

## (C) LSX Low Smoke Converter

The LSX Low Smoke Converter is an AC powered cooling unit that chills incoming smoke from a smoke machine to create a low-lying blanket of fog effect similar to that of dry-ice machines. No inconvenience of handling dry-ice, water, or nitrogen tanks. Cloud density, depth and the area covered are all controllable using the variable settings on the LSX and with the variflow feature of the related fog machine. The LSX incorporates proven, high performance refrigeration components in a compact, rugged package specifically designed to cool volumes of incoming fog effectively and efficiently. Smoke enters the back, passing through the core and cooling chamber before exiting as a processed low-lying cloud through the three 4" dia. output ports at the front of the machine. Touring model includes road case.

Length: 23.5"

Width: 23.5"

Voltage: 115V/12A

Height: 28"

Weight: 150 lbs.

Shell: All Steel

**LSX Low Smoke Converter** ..... \$4854.58

## (D) Rosco Coldflow

Rosco Coldflow is an accessory for standard fog machines that converts liquid carbon dioxide (LCO2) to dry ice. The dry ice cools a uniquely designed aluminum extrusion that converts large volumes of fog into dense, low-lying fog. Unlike dry ice, liquid carbon dioxide is readily available, handles easily, and does not require any special storage. Includes remote and 7' hose for tank attachment. 22" x 12.5" x 12". 40 lbs. 120V, 0.5 amp.

**Rosco Coldflow** ..... \$1644.15

## (E) Chauvet Nimbus

Nimbus is a professional dry ice machine producing thick, white fog that hugs the floor and dissipates without rising. This powerful machine creates fog from 10lbs of dry ice providing 6 minutes of run time. Output and flow are easily controlled with an adjustable multi-level control arm. Dual heaters allow for faster heat-up and recycle times (additional 15A power source needed for 2nd heater). Low water and temperature sensors automatically shut off heater(s) for added safety. Uses 120V power source, 1500W draw per heater, 4.5 gallon tank, 28.6 lbs (empty), CE & MET approved. Includes 1 power lead cord.

**Nimbus** ..... \$999.99

## (F) Ultratec Dry Icer

The Dry Icer has been engineered to address many of the problems associated with homemade 55 gallon dry-ice machines. Molded from heat resistant cross-linked polyethylene. Features a dry-ice capacity of approximately 20 lbs. with a running time of approximately five to ten minutes. The flow rate is controlled by a ratchet lowering system which positions the basket at various depths in the boiling water, producing a powerful fog output through the front nozzle. No rusting, 'squirrel cage' fans, or pumps. Just simple efficient operation.

Length: 21"

Width: 18"

Voltage: 120V/12A

**Dry Icer Fogger** ..... \$1220.75



Height: 20.8"

Weight: 28 lbs.

Water Cap: 5 gal.



# Special Effects



### (A) Ultratec Quick Shot

We found it! A high quality, reusable, handheld launcher that doesn't bust your budget! The Quick Shot is a simple yet effective launcher for countless applications. Easy to use: Insert payload (streamers or confetti) into the barrel, screw a new CO2 cartridge into the valve assembly, and you're ready! Simply aim the barrel skyward and press the trigger lever. A back pressure cap can be used to add extra "pop" to the effect, but is not required for proper operation. Uses 16-gram CO2 cartridges (one per shot). Barrel dimensions 1" diameter and 30" length.

**PAP1015 - Quick Shot ..... \$81.70**

### (B) Ultratec ProLauncher

Ultratec's ProLauncher is a safe and affordable alternative to pyrotechnics. Using a disposable CO2 propellant, the ProLauncher can fire a quarter-pound of confetti up to 30 feet, or 60 streamers up to 60 feet. The cannon is fired via a 120V solenoid that pierces the seal of the CO2 cylinder. Just apply power by plugging it in, turning on a power bar, or use a DMX interface and fire it from your lighting console. The variable angle yoke attached to a sturdy wooden base will pivot from 0°-48°. The yoke can also be attached to a C-clamp for truss mounting. Barrel assembly is removable; have a preloaded spare barrel on hand for easy reloading. 2" diameter barrel, overall length of 29", weighs only 9.3 lbs.

**PAP1000 ProLauncher ..... \$607.05**

**PAP1500 Barrel Only ..... 107.35**

### (C) CITC A/C Air Launcher

Top of the line CO2 confetti launcher! Economical and used widely in theme parks, special events and circuses. Features a built-in safety release, two types of filling valves, a pressure gauge and an electric release solenoid valve (1/2" high volume type). Cannon fires as soon as it is plugged in, or if connected to an electrical switchbox, as soon as it is switched on. Use of a momentary switch recommended to help save pressure for the next shot (with a momentary, you can get two shots out of the air tank before refilling). Cannon comes with 24v DC solenoid and 110vac transformer. 5 gallon air tank included! 2" diameter cannon. Fill with bulk confetti or use streamer sleeves. Air compressor required for refilling (not included).

**#101051 A/C Air Launcher ..... \$625.50**

### (D) Pro Fetti

Rectangular tissue paper 5/8"x2-1/16" that is fire-retardant, colorfast, biodegradable, and non-toxic. The shape and precision cut of the confetti allows it to be launched up to 30' and then slowly cascade to the floor. The 1.1 lb. box contains 56 wrapped stacks for easy loading. This produces larger loads and increased travel distance. Up to 11 stacks per shot can be loaded into the Pro Launcher. The 25 lb. box of Free-Flow confetti contains loose pieces (not wrapped or stacked) of Pro Fetti. The Free-Flow is designed to be dropped, hand tossed, or used with a continuous-flow device.

**1 lb. Box (56 Stacks/Box) ..... \$17.60**

White (PAP-2025)	Yellow (PAP-2055)
Dark Blue (PAP-2030)	Dark Green (PAP-2060)
Dark Pink (PAP-2035)	Light Purple (PAP-2065)
Bright Orange (PAP-2040)	Light Green (PAP-2070)
Red (PAP-2045)	Multi Color (PAP-2075)
Purple (PAP-2050)	

**1 lb. Box - Mylar (56 Stacks/Box)**

Silver/White (PAP-2500) .....	<b>\$49.00</b>
Gold/White (PAP-2502) .....	<b>52.00</b>
Blue/White (PAP-2504) .....	<b>62.00</b>
Red/White (PAP-2506) .....	<b>62.00</b>
Green/White (PAP-2508) .....	<b>66.00</b>

**25 lb. Box (Free Flow) ..... \$278.00**

White (PAP-2102)	Yellow (PAP-2107)
Dark Blue (PAP-2104)	Dark Green (PAP-2105)
Dark Pink (PAP-2109)	Light Purple (PAP-2111)
Bright Orange (PAP-2106)	Light Green (PAP-2112)
Red (PAP-2103)	Multi Color (PAP-2108)
Purple (PAP-2110)	Red/Wh./Blue (PAP-2114)

*Mylar Free Flow Pro Fetti also available. Please call.*

### (E) "C" Series Streamers

Economy streamers packaged in sleeves of 40 streamers each! 1/2" width, 20' length. Available in solid colors, multicolor mix, and silver metallic. A single sleeve is perfect for the Quick Shot Launcher!

**"C" Streamers (40/sleeve) ..... \$8.12**

PAP 2250C - Green	PAP 2270C - Yellow
PAP 2255C - Orange	PAP 2275C - White
PAP 2260C - Red	PAP 2285C - Multi Color
PAP 2265C - Blue	

**"C" Mylar Streamers (40/sleeve) .... \$13.85**

PAP2280C— Silver Metallic

## Pyrotechnics!

BMI Supply is proud to offer professional pyrotechnic products by Ultratec and LeMaitre USA. Both offer diverse lineups of pyrotechnic effects for theme parks, theatrical productions, concerts, and more. Standard effects include gerbs, robotics, flame effects, mines, airbursts, mortars, and much more.

With rapidly evolving rules and regulations, varying significantly from state-to-state (and even town-to-town), we're handling all pyrotechnic inquiries on a case-by-case basis. Please call or email for pricing and availability on all pyrotechnic effects and hardware. Thank you for your interest!



### CO<sub>2</sub> Cartridges

Disposable cylinders of compressed CO2 gas. Used as "fuel" to launch confetti and streamers in most devices. HAZMAT shipping surcharges apply for air shipments (UPS - \$30.00, Fedex - \$60.00, per shipping box).

**PAP1200 16-gram ..... \$3.10**

**PAP1205 8-gram ..... 2.10**

### Back Pressure Caps

These caps are lightly affixed to the top of a launcher with masking tape. This allows for greater pressure to build in the launcher, improving throw distance and report ("pop"). 1" is used with the Quickshot; 2" is used with the ProLauncher.

**AE61 1" 12/pk ..... \$3.00**

**PAP1210 2" 10/pk ..... 5.20**

### Lifting Cups

Used to help propel streamers and confetti.

**AE64 1" 12/pk ..... \$ 6.00**

**PAP1220 2" 10/pk ..... 11.40**




# Special Effects



(A)



(B)



(C)



(D)



(E)



(F)



(G)

## (A) Director Jr. Fan

The Director Jr. Fan quietly focuses fog, wind, bubbles, up to 40 feet (13m) away in a direct line without spreading. This channeled vortex action allows precise targeting to your subject, making the Director Jr. fan perfect for theater, concerts, and other events. Head tilts 80°. Three speed settings - 4mph, 6mph, 8mph. 120V input, 1.2A power draw, 9" x 9" x 11.5", 4 lbs. One (1) year warranty. Made in the USA.

**Director Jr. Fan ..... \$80.70**

## (B) Director Fan

This is the big brother to the Director Jr. above, specifically adapted for theatrical use. Quietly focuses fog, wind, bubbles, up to 70 feet (33m) away in a direct line without spreading. Pushes liquid snow flakes, petals, 30'-40'. Vortex action allows precise targeting to your subject, making the Director Fan perfect for theater, concerts, video, and photography. The Director Fan includes floor stand. Three speed settings - 6mph, 9mph, 12mph. 120V input, 16" x 17" x 21", 16 lbs. One (1) year warranty. Made in the USA.

**Director Fan ..... \$213.75**

## (C) Hurricane II DMX Fan

This is the granddaddy of fans. Powerful 1 HP motor pushes air out at speeds up to 62MPH, covering an area roughly 85' x 50' (e.g. most stages out there). On-board DMX allows you to select from three (3) operating speeds using just one (1) DMX channel. Refined steel blades designed to minimize noise and allow the unit to run continuously without overheating. Stand model includes bracket for mounting in multiple positions or for use as a floor stand. This machine pairs exceptionally well with snow machines, helping to propel flakes across a large stage area. 120V AC power input. Made in the USA, built to last.

**Hurricane II DMX w/Stand ..... \$1127.00**

**Hurricane II DMX (floor only) ..... 809.96**

**Hurricane II (no DMX, floor only) ..... 449.96**

## Plastic Snowflakes

Artificial snow allows you to make it snow any time of the year. Perfect for snow cradles or snow bags. Bigger flakes give you a slower, wafting snow (think lake effect snow!). Made of plastic and is non flame-retardant. Weight listed after flake size is total amount per box.

**1/2" Flakes (25 lbs) ..... \$ 80.88**

**1/4" Flakes (30 lbs) ..... 91.78**

**1/8"-1/16" Flakes (35 lbs) .... 170.30**



## Snowbiz

Biodegradable, water-soluble artificial snow flake for falling snow effects and ground cover effects. Soft, puffed texture, pure white, melts away with water (excellent for outdoor effects). **Regular** flakes are approximately 1/4"—1/2" in size. **Fine** flakes are smaller in size and ideal for set dressing on window sills, railings, and tree branches. **Close-up** flakes are a blend of regular and fine. You've seen this product used in countless movies and videos...now you can have it in your production!

**Regular, 10 cu. Ft box ..... \$69.26**

**Fine, 10 cu. Ft. box ..... 95.36**

**Close-up, 10 cu. Ft. box ..... 69.26**

## (D) Silent Storm Snow

Creates phenomenally realistic effects ranging from a light snowfall to a blinding blizzard. This is one of the quietest snow machines available. Silent storm offers variable output and flake size, complete control via remote (included) or on-board DMX interface, and built-in 1-gallon fluid jug holder. Uses True North Snow fluid - dries quickly with minimal residue. Add a Twister II or Tornado fan for improved throw distance and wider dispersion.

**Silent Storm w/DMX ..... \$1075.40**

**True North Fluid, 4-Litre ..... 36.29**

## (E) CITC Little Blizzard

The Little Blizzard DMX XT is a compact machine that makes foam flakes which dissipate upon contact without making a mess! Approximate throw of 20'L x 15'W can be greatly enhanced with the powerful Hurricane fan, approaching a 100' throw length! Flake size adjustable from a flurry to an all-out blizzard. Full function remote included, along with new on-board DMX-512 interface for integrated control from your DMX-512 lighting console. Foam flake fluid is non-toxic. One gallon can last approximately 20-50 minutes, depending on output settings. "Sound Proofed (SP)" model is 70% quieter than the regular model. We've tried this unit and so have our clients. It's fantastic!

**Little Blizzard DMX XT ..... \$1354.50**

**Little Blizzard DMX XT/SP ..... 1597.50**

**Little Blizzard Extra Dry Fluid, Gallon ..... 42.70**

## (F) Bubble King

The Bubble King features three (3) double wands offering reliable output covering a large area. Manual on-board control makes setup a breeze. 56oz tank capacity, 120V power input, 58W power draw, weighs 13.2 lbs. Measures 19" x 15" x 12". Use optional AC-W wireless controller for remote applications.

**Bubble King B-550 ..... \$159.99**

**AC-W Wireless Controller ..... 29.95**

## (G) CITC Bubble Max

The Bubble Max system creates 1200 - 1400 bubbles per minute with the lowest residue of any bubble machine system. Continuous 3 hour output with a reach of 40' through the air, yet is nontoxic and biodegradable. System includes unit, 18" stand. Director Jr. fan, and a remote with 10' cord and cyclic timer. Hanging bracket additional.

**Bubble Max System ..... \$674.96**

**Biobubble Fluid, gallon ..... 33.20**

## Mylar Rain Curtains

Custom curtains made to order! Specify height, width, slit dimension and top finish. You will be amazed at how economical this glitter effect can be.

### Standard sizes:

All pieces are 3"W and are easily hung side-by-side to create as much coverage as needed. Short widths also afford easy replacement due to tangling or other issues. Available in black, silver, gold, black/silver, black/gold, iridescent, silver/irid./gold, and silver/diffraction/gold.

	<u>Solid Colors</u>	<u>Mixed</u>
8'H x 3'W	\$13.25	\$16.00
16'H x 3'W	28.25	34.50
24'H x 3'W	56.25	73.00



# Special Effects



(A)



(B)



(C)




(D)



(E)



(F)

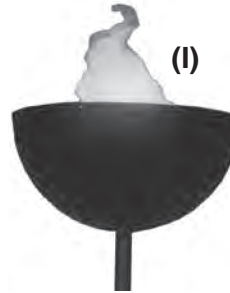


(G)

(H)



(J)



(I)



## Breakaways

Breakaway glassware that shatters realistically and safely. Most products available in clear, green or brown (dark amber). Handful of rubber props also listed! **Many other styles available, please call.** All items carefully packed; however, due to nature of product no refunds/returns allowed for breakage in transit.

(A) Beer/Soda Bottle 6-Pack.....	\$59.00
Bordeaux Wine Bottle.....	20.00
Scotch Whiskey Bottle.....	20.00
Vintage Soda Bottle.....	12.00
(B) Antique Whiskey Bottle.....	28.00
(C) Tumbler Glass.....	12.00
Large Wine Glass.....	15.00
Shot Glass.....	10.00
12"x12" Pane Glass.....	28.00
8"x10" Pane Glass.....	16.00
Brick.....	20.00
Rubber Frying Pan.....	49.00
(D) Foam Hammer.....	35.00

## (E) Smooth-On Smash! Plastic

SMASH! Plastic is a water-clear urethane liquid plastic designed to shatter/crumble on impact ("breakaway glass"). It can be cast solid in thin sections to make window panes or rotationally cast to form hollow bottles, jars, or other glass-like objects to be used as breakable props. Maximum recommended thickness is 1/8". SMASH! is a room temperature cure system. Low viscosity ensures easy mixing and pouring.

<b>Product</b>	<b>Gallon</b>
SMASH!	\$206.58

## (F) Tele-Q Ringer

The one and only! Tele-Q is an electronic device designed to operate prop telephones for stage and screen. Operating from two 9-V batteries (included) or optional AC adapter, the Tele-Q drives any single-line telephone that works on a standard phone line. Operator determines ring pattern; simply press the button to ring, release to stop. Ringing also stops when phone is picked up, allowing ultimate flexibility and authenticity for your performance. For bell/clapper phones, ringing frequency can be changed from the default 20hz setting to mimic older or foreign phones. Measures just 3" x 5" x 1.75".

Tele-Q Ringer.....	\$121.76
AC Adapter.....	15.66

## CandleLite™ Flicker Candles

Compare these patented candles to any others and you will immediately see CandleLites' superior effect. These are superbly designed and constructed featuring a tiny logic circuit and three very bright bulbs. The logic circuit controls the flickering of the bulbs/LEDs to simulate the look of a real candle. The bulb closest to the base of the candle flickers very slowly, the middle bulb a little faster and the top bulb flickers quickly and simulates the dancing flame of a burning candle. The three bulbs are encased in a flame shaped translucent shell to protect them and to soften and diffuse the flicker effect. The candles operate on 9 volts DC from either a battery or an AC power supply.

**Candle Kit** - Includes the flame with twelve inches of wire to the electronics and a four inch pigtail for power. Designed to easily integrate into your existing prop.

**Candle Stick** - Prop candle effect ready-to-work out of the box. Molded candlestick with CandleLite flame tip, integrated on/off switch, and 9v battery slot inside.

(G) 3450 Candle Kit.....	\$34.00
(H) 3470 5" Candle Stick.....	41.82
3472 12" Candle Stick.....	45.92
3480 AC Adapter for one (1) candle.....	12.00
3481 AC Adapter for six (6) candles.....	37.00

## (I) LeFlame

The best one we've seen for a fantastic simulated effect! Amazingly realistic flame created by using light, air flow, and fabric. Buy the CLF5000 (the guts of the effect) only to incorporate into your own scenic element. Purchase a LeFlame & bowl combo package for an out-of-the-box simulated flame effect. Standard LeFlame requires 110V; 100W load; 16.5"H x 14"W including bowl. Post not included in Post bowl combo. Chain included in hanging bowl combo.

CLF 5000 LeFlame (guts only).....	\$280.25
CLF 5004 LeFlame/Hanging Bowl Combo.....	350.55
CLF 5005 LeFlame/Post Bowl Combo.....	376.20
CXP 5020 Replacement Silk (2).....	14.73
BMI FTD Replacement Lamp (1).....	4.35
CXP 5030 Gel Kit (10 Blue, 20 Orange).....	22.52

## (J) Flicker Bulbs

Simple and inexpensive flickering light bulb offering classic flickering flame effect. Great for set piece chandeliers, candelabras, hurricane lamps, post lanterns, wall sconces, and more. Looks especially good in frosted/diffused lanterns. 130V, 3-watts, 2500 hours avg life, torpedo shaped bulb, ~ 3.6" long. Available in standard household medium screw base (E26) or candelabra base.

Flicker Bulb, Medium Screw Base, 25-pack.....	\$48.75
Flicker Bulb, Candelabra Base, 25-pack.....	48.75

# Special Effects



(A)



(B)



(C)



(D)



(E)



(F)

### (A) LED Shadow Blacklight Fixture

The LED Shadow is a blacklight panel wash that delivers excellent and economical blacklight effects using 192 UV LEDs. Built-in auto programs allow the LEDs to flash and strobe in patterns (0 - 14 Hz). 28° coverage angle, 405nm wavelength output, 12W power consumption. LED Shadow can be controlled via DMX (3-pin) or stand-alone programs. Uses 3 DMX channels. Weight 4.9 lbs, measures 14" x 10" x 6.5". CE approved.

**LED Shadow** ..... \$149.99

### (B) SlimBANK UV-18 LED Blacklight Fixture

SlimBANK UV-18 is a UV washlight containing 18 high-power UV LEDs with output wavelengths between 400 and 410nm. The included barndoors allow you to direct light where it is needed. This unit can be controlled using DMX signal (3-pin XLR). Wide 65° coverage angle is ideal for stage cycs and other broad wash applications. Other features include strobe (0-20Hz), IEC power input connection (with daisy chain outlet), on-board controls, radiant cooling (no fans!), and mounting yoke.

**SlimBANK UV-18 LED Blacklight** ..... \$299.99

### (C) Altman Spectrum UV 30 LED Blacklight

The innovative Spectrum UV 30 offers excellent blacklight performance with less visible light output than traditional discharge-source blacklights. The array of twelve (12) UV cells allows for individual focus of each cell along with horizontal or vertical alignment. Also features pre-programmed modes for full-on, strobe, or manual dimming operation. Compatible with both DMX and RDM protocols. Includes onboard multi-voltage power supply, feed thru power & data connections, yoke, and tough black finish. ETL listed, made in the USA.

**Altman Spectrum UV 30** ..... \$3562.50

### (D) UV-250 Blacklight

The UV-250 is a high output blacklight flood. It's designed to provide a wash of high intensity illumination of fluorescent materials at a distance up to 40 feet. No fans for cooling means extremely quiet operation. The special lens filters out harmful UV-B and UV-C wavelengths and almost all visible light. Integrated ballast, ignitor, wire mesh safety screen, and automatic safety cut off switch. The head measures 7-7/8" w x 10-7/8" h, 120v/250w. Comes with color frame, safety cable, 5' cord with Edison plug, and lens filter.

**UV-250 Blacklight** ..... \$1111.50

### (E) UV-705 Blacklight

The UV-705 is a compact, 400w, high output floodlight. Designed to provide a broad, high intensity wash for illumination of fluorescent materials at a distance up to 60 feet. It does not need fans for cooling. Uses a 380w (MHL-450) lamp and easy to use focusing mechanism that affords wide to very wide flood settings. A special lens filters out harmful UV - B&C wavelengths and almost all visible light. Integrated ballast and ignitor, wire mesh safety screen, yoke, dual positive locking dogs, safety cable, heavy duty pipe clamp, 5A-3AG fuse, on/off rocker switch, and Edison plug.

**UV-705** ..... \$2024.10

### (F) UV150 Outdoor Blacklight

The UV150 is a compact blacklight for use outdoors. It is designed to provide high intensity illumination of fluorescent materials at distances up to 40 feet. The fixture is sealed and designed for wet locations. The ballast is integrated into the fixture housing. The fixture is wired with 14/3 Hi-temp rubber cable and includes safety cable, VN, N, M, W lenses.


**UV150-A** ..... \$1131.00

### Blacklight Lamps


**75-watt A19 Blacklight "Blue", Med. Screw Base** ..... \$ 2.45  
**H37KB-250** (old Altman #702) ..... 17.50  
**MHL-150 / G12** (Altman UV-150, L&E Black Widow) ..... 74.25  
**MHL-250** (Altman UV-250) ..... 60.75  
**MHL-450** (Altman UV-705) ..... 50.65



# Special Effects




(A)



(B)




(C)



(D)


(E)



(F)



(G)



(H)



(I)



(J)

## (A) Mirror Balls

8" Glass Mirror Ball .....	\$14.80
12" Glass Mirror Ball .....	32.50
16" Glass Mirror Ball .....	65.25
20" Glass Mirror Ball .....	99.75

## Mirror Ball Motor

3 RPM AC (for all sizes above) ..... \$19.75

## Pinspot

Handy and compact pinspots provide a very narrow beam ideal for accents, chase sequences, and always popular mirror balls. Features durable metal housing with 6ft grounded AC cord, fuse, and twist-on lens cover. Uses 4515 PAR 36 lamp (included). ETL listed.

Pinspot w/Lamp ..... \$25.99

## (B) Blisslights Star Projector

The BL-15 and BL-50 projectors generate thousands of pin points of green light as an enormous universe of stars that "wows" spectators. The patented holographic laser technology produces an effect that covers a very large area (approximately 6 square feet for every 1 foot of throw). Transform any space into a magical dreamland of twinkling stars and a dimmable nebula cloud. The BL-15 is ideal for home and small commercial use. The BL-50 and BL-50 DMX are perfect for commercial buildings and large spaces. The BL-50 DMX allows you to electronically dim the lasers. Applications include: office buildings, hotels, theatres, museums, restaurants, night clubs, event ballrooms, tent venues, bedrooms, living rooms, home theatres and more. Ask for a BL-15 demo today!

Blisslights BL-15 .....	\$ 405.00
Blisslights BL-15 (Blue Stars) .....	661.50
Blisslights BL-50 .....	1329.75
Blisslights BL-50 DMX .....	1755.00

## (C) Police Beacon

A handy effect for plays, talent shows, interactive displays, and much more! Includes standard A-type lamp, red dome, and cord with molded Edison connector.

Red Beacon ..... \$22.65

## (D) Hanging (Curtain) Strobe

Basic plug-in hanging strobe that flashes 1/second. 120V input, 2.5' cord, weighs 7oz.

Hanging Strobe ..... \$12.25

## (E) Egg (Stick) Strobe

This compact strobe screws into a standard E26 medium socket. It features a variable rate knob for setting the desired look. Includes clear cover.

Egg Strobe ..... \$13.25

## (F) Snap Shot LED Strobe

Ultra light weight strobe light packed with 220 white LEDs. Variable speed control, linkable by 1/4" jack. 15 watt max power draw! Weight 4 lbs

Snap Shot LED ..... \$69.99

## (G) LED Techno Strobe

Versatile LED strobe by Chauvet offering a bright white strobe effect with minimal power draw. Features 3-channel DMX (3-pin), adjustable flash rate (0-14 Hz), and built-in automated programs. Field angle is 40° x 43°. Weighs 5 lbs.

LED Techno Strobe ..... \$149.99

## (H) Mightylite 1000

A punchy and cost effective DMX strobe from the pros at Diversitronics! Crisp, clean strobe effect pulls less than 1 amp; up to 16 fixtures can be run from one (1) 15A circuit. Mightylite 1000 uses a single channel DMX control channel (or stand alone operation) via 5-pin XLR in/thru connections. Additional features include flash rate up to 300/minute, built-in "emergency vehicle" effect, and 1/4" x 20 mounting holes. Average lamp life is 50 million flashes. 8"W x 3"H x 4"D, 2 lbs.

Diversitronics Mightylite 1000 ..... \$496.00  
Lamp ML-1000 ..... 60.80

## (I) Martin Atomic 3000 Strobe

The Atomic 3000 DMX is a powerful and rugged strobe fixture, used by countless theatres, nightclubs, and tours worldwide. Features a 3000W long-life Xenon lamp (included) at 5600°K color temperature, quiet temperature-controlled cooling fan, and preprogrammed special effects. Offers easy control via DMX, stand-alone, master/slave, or optional Detonator remote control. Typical power consumption is 8A. Measures 16.7" x 9.6" x 9.4", 17 lbs. Also available is the Atomic Colors, a handy 10-frame color scroller specifically designed for the Atomic strobe.

Atomic 3000 DMX ..... \$ 813.40

Detonator Remote ..... 164.34

Atomic Color Scroller (10 Colors) 1053.27

Atomic Color 2-unit Power Supply . 284.69

Atomic Color 8-unit Power Supply 1053.27

Atomic Color 10-Color String ..... 133.63

## (J) Ellipsoidal Strobe Module

Easily turn your Source 4 ellipsoidal fixture into a powerful, focusable, DMX-controllable, xenon strobe unit! Simply remove the existing lamp cap assembly, replace with the ESM strobe cap, and attach the 3' umbilical cord to the lightweight (2.2 lbs) external power supply. Strobe controlled via DMX (2 channels) or strobe controller. Features single flash, burst, variable intensity, and variable rate controls. Robust lamp averages 2 million flashes! Indicator LED's for status, valid DMX, and power-on. Also includes hanging bracket for the external power supply. Up to 15 flashes/sec, 22 joules/flash, 5600°K color temperature. Requires 120V / 60hz service. Also available for Altman fixtures!

ESM-DMX-S4 ..... \$768.00

RC-SK-MOD Controller ..... 176.00

ESM-LMP Replacement Lamp . 163.20



# Tech-cessories



(A)



(B)



(C)



(D)



(E)

## (A) Setwear EZ-Fit Gloves

Gloves designed for the entertainment industry! Padded Spandex top, breathable Clarino synthetic leather palm, smooth surface thumb and index finger eases detailed handling. Hidden interior stitching eliminates snagging. XS to XXL sizes.

**EZ Fit Gloves** ..... \$18.95

## (B) Setwear EZ-Fit Extreme

The same comfort as the Easy-Fit, with added protection and durability. Features elastic cuff design, thick rubber finger guards, gel foam padded palm with synthetic leather finish. XS to XXL sizes.

**EZ Fit Extreme** ..... \$30.41

## (C) Setwear Pro Leather

For jobs that are hard on the hands. Constructed of top quality leather, these gloves feature reinforced thumbs, fingers, and knuckles. The anatomically-cut leather palm and heel reinforced panels provide durability and comfort. All black.

**Pro Leather** ..... \$38.24

## (D) Setwear Hot Hand Gloves

Great for electricians! Palms, tops, and thumbs have Thinsulate and a second layer heat resistant leather to provide extra protection. Designed with an easy entry wide opening longer elastic cuff.

**Hot Hand Gloves** ..... \$47.81

## Setwear Leather Fingerless

These gloves protect your hands yet allow you to do the smallest of tasks. High grade leather palm, extra-wide hook & loop cuff, superior durability. Great for rigging, stagehands, AV, and more. XS to XXL sizes.

**Leather Fingerless** ..... \$18.75

## (E) Setwear Glove Clip

Insurance for your gloves! Molded construction with small Setwear logo. Fits belts up to 3" wide. Secures with simple button snap.

**Molded Glove Clip** ..... \$9.55



(F)



(G)



(H)



(I)



(J)



(K)



(L)



(M)



(N)



(O)

## (F) Tool Leash

Made with polyurethane cord with a nylon core for added durability. Attach to your wrist, belt, scaffolding, scissor lift or trussing. Black. Includes wristband & clip.

**SW-05-502** ..... \$18.44

## (G) Mini Flashlight Pouch

Secure hook and loop flap. Holds many types of mini flashlights. Added pen, pencil or Sharpie slot on the sides. Fits most belts.

**SW-05-527** ..... \$14.35

## (H) Mini Tool Pouch

Fits most belts. Interior and exterior pockets. Says what it is, carries small tools such as knives, flashlights, etc. Hook and loop closure secures your valuables.

**SW-05-528** ..... \$18.19

## (I) Tool Pouch

Great low-key design. Front pocket for easy access. Side webbing strip for additional storage. 7.5" h x 6.5" w.

**SW-05-513** ..... \$28.75

## (J) Combo Tool Pouch

Above pouch w/tape measure holder & glove clip on the side. Our most popular pouch yet.

**SW-05-514** ..... \$30.67

## AC Pouches

This one carries everything you need in one pouch. Great for holding tools, flashlights, pens, notepads, phones and more. Velcro flap keeps everything secure.

**(K) SW-05-509** 7" h x 7.5" w ..... \$25.87

**(L) SW-05-515** 7" h x 8.5" w ..... 33.55

## (M) Utility Pouch

Three tier pocket system. Holds utility knife, mini mag light, pens, pencils and other smaller tools. Attaches easily with most belts. Strong durable construction.

**SW-05-504** ..... \$18.19

## (N) Radio Pouch

Holds most radios, fits most belts. 6.5" high x 3" wide.

**SW-05-529** ..... \$22.99

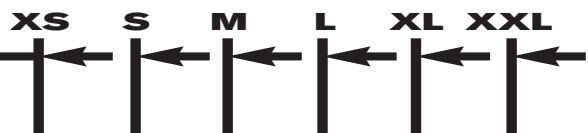
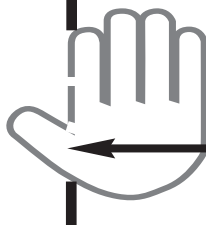
## (O) Radio Chest Pack

The most comfortable chest pack you'll ever wear, this one features an adjustable radio pouch, 2" shoulder straps, tri-ring adjustable strap system and quick release buckles. 2 fold over compartments keeps everything else secure as well.

**SW-05-538** ..... \$33.55

## SETWEAR Glove Sizing Chart

Place hand on gauge with index finger against line as shown for proper sizing. A snug fit is preferred for optimum glove performance.



# Lighting Accessories



(A)

(B)

(C)

(D)

(E)

(F)

(G)

(H)

(I)

## (A) Batteries

Panasonic industrial grade batteries offer long lasting performance.

AA .....	\$ .39 each
AA - 500 piece box.....	.33 each
AAA .....	.39 each
9V .....	1.67 each

## (B) Stage Pin Power Tester

This compact tester is effortless to use. Plug it into the circuit and this handy device tests for open ground, open neutral, open hot, hot/ground reverse, and hot/neutral reverse. Works on any 110-125VAC stage pin circuit. Long life Neon indicators, no batteries required. Key ring for tie-off safety included.

**Power Tester .....** \$22.50

## (C) Stage Pin Lamp Tester

Plug the fixture in and know if you have a good lamp indicated by green LED. Also checks for hot/ground short and neutral/ground short indicated by red LED and buzzer. All of this by plugging in the fixture! 3V lithium battery and key ring for tie-off included.

**Lamp Tester .....** \$26.50

## (D) Edison & Twist Testers

Connectors wired with 2" tail leading to tester electronics box and readout panel. **Lamp tester** indicates continuity via green LED, short via red LED and buzzer. Uses 3V lithium battery (included). **Power tester** detects open ground, open neutral, open hot, hot/ground reverse, and hot/neutral reverse. Long life neon indicators, no battery required.

**Edison U-ground Lamp Tester .....** \$30.25

**L5-20 Twistlock Lamp Tester .....** 31.75

**Old-style Twistlock Lamp Tester .....** 40.50

**Edison U-ground Power Tester .....** 25.50


**L5-20 Twistlock Power Tester .....** 27.75

**Old-style Twistlock Power Tester .....** 31.75

## (E) GAMChek

Check power supply, lamp continuity and cable wiring. GamChek is compact (less than eight inches long) and can be easily carried in a tool kit. Bright LEDs are recessed in the GamChek molded housing which is equipped with 20 amp male and female connectors. GamChek weighs 9.5 ounces, and comes with 9V battery.

**GamChek Stage Pin .....** \$163.93



## (F) DMX Data Detectors

Tests for DMX data +/- on pins 1, 2 & 3 on any DMX output including console outputs, opto-splitters, pass-through connectors, etc. Yellow LED indicates data +, green LED indicates data -. Small and lightweight, self contained circuitry, no battery required. Small key ring and clip attached for clipping on lanyard or belt

**5-pin XLR .....** \$25.50

**3-pin XLR .....** 23.50

**5-pin XLR / 3-pin XLR Set .....** 45.00

## (G) XLR Data Cable Tester

This robust XLR data cable tester will check your 3-pin, 4-pin, and 5-pin XLR cables (DMX, color changer, intercom, etc...) for correct wiring, shorts, and intermittent problems. Bright and easily understood LED readout allows for quick operation. High quality rotary switch rated for a minimum of 10,000 cycles. Also can check adapters such as 3-pin to 5-pin. Lightweight & rugged ABS plastic case. Powered by two (2) AA batteries (included).

**XLR Cable Tester .....** \$142.00

## (H) TMB ProTester

This compact 5-Pin DMX device tests for presence and polarity of data as well as testing cables for common wiring flaws. Also features a white LED flashlight built into the male connector. Includes a leather belt pouch.

**ProTester .....** \$193.59

## (I) Swisson XMT-120A DMX Tester

**Updated model!** The XMT-120A is a powerful DMX troubleshooting device capable of generating DMX, analyzing DMX, recording/editing scenes, sequencing, testing cables, moving light test functions, and more. Features graphic LCD display with backlight. XMT-120A kit includes carrying case and XLR adapters. Runs on 9V battery. Updated version includes improved battery / LCD performance and computer interface for firmware updates.

**Swisson XMT-120A-SET .....** \$407.68

## Swisson XMT-350

The XMT-350 is a RDM controller and DMX tester that builds on the feature set of the popular XMT-120A. RDM-enabled devices can be monitored and controlled with the XMT-350. For example, the DMX addresses can be set remotely. It also automatically detects and lists all reachable RDM devices. DMX patch mode simplifies fixture setup...the user selects the desired order of the fixtures and the XMT-350 patches the devices automatically. Status information, such as lamp burn time, can be read directly on XMT-350. Includes case, XLR adapters. Same form factor as XMT-120A.

**Swisson XMT-350.....** \$655.20

## (J) Soca Cable Tester

Now you can test for incorrect wiring and shorts quickly and confidently on 19 pin socapex style cables. Hook both ends of the cable to the tester, turn the rotary switch through all 19 positions, and the green LEDs tell you what is wrong. Rotary switch has 25000 cycle life and allows you to check for intermittent problems. Rugged metal chassis with convenient handles. Lightweight and compact (7.25"W x 5.125"H x 4.875"L). Powered by two (2) AA batteries (included).

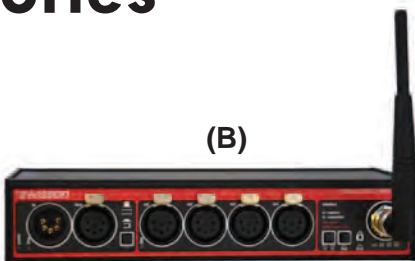
**Soca Cable Tester .....** \$295.00




# Lighting Accessories



(A)



(B)



(C)



(D)



(E)



(F)



(G)

BEST  
SELLER

(H)

## (A) Fleenor DMX Splitter

Doug Fleenor Designs is the gold-standard of DMX splitters, designed to split DMX signal to two or more receivers as well as isolate the receivers from the console and each other. Typical uses include splitting control signal between stage right and stage left dimmers, running an isolated split to a string of color changers or intelligent fixtures, etc. Protects console from failed dimmers, lightning damage, and any other source of high voltage on control cables. 5-year warranty. Available with numerous output configurations (3-pin XLR, 5-pin XLR, terminal strip, etc.). Please specify when ordering.

123 One-in, three-out ..... \$ 513.76

125 One-in, five-out ..... 733.46

1211 One-in, eleven-out ..... 1517.62

Rack mount kit ..... 25.35

## (B) Swisson XSW Wireless Splitter

The XSW operates as a DMX transmitter or as a DMX receiver at the press of a button. The DMX splitter functionality is always available regardless of whether the device is configured as a transmitter or receiver. If only the splitter function is used, the wireless part is switched off. XSW offers one input port, a thru port and 4 individually optically isolated output ports. Multiple receivers can be connected to a single transmitter. A variety of wireless configurations can be built up with the same XSW components. Rack versions available.

XSW Wireless Splitter ..... \$658.24

NEW!

## (C) Swisson Hybrid Splitter

Fantastic unit for handling both Powercon and DMX distribution for LED fixtures, all in one single unit. The XSH features a powerCon 20A input and an XLR input and four (4) pairs of powerCon 20A and XLR outputs. The XSH comes with a built-in amp meter which makes it a breeze to keep track of the amount of power consumed. Choose from 3-pin and 5-pin XLR options.

XSH Splitter ..... \$526.24

XSH Splitter, Rack Mount.... 561.44

## (D) ENTTEC D-Split DMX Splitter

Lightweight, portable, and inexpensive DMX opto/iso splitter featuring 1-in 4-out configuration. Simplifies your DMX cable runs by avoiding cumbersome daisy chains. Original D-split offers two (2) 3-pin XLR outputs and two (2) 5-pin XLR outputs. D-Split 5-pin offers four (4) 5-pin XLR outputs. Excellent for small theatres, bands, DJs, churches, and other users. Uses 7V external power supply (included). 4.5" x 2.1" x 3.5". 0.66 lbs.

D-Split (either version) ..... \$127.40

## (E) IT 8-port RJ45 DMX Splitter

The Interactive Technologies IT-SP8R is an ultra-compact 8 Port RJ45 DMX512 splitter for use with DMX installations wired with CAT5 cabling. Each output port is an independently protected DMX signal that can be run up to 1,500 feet (500 meters). The IT-SP8R receives DMX input and pass-thru ports with a handy line termination switch. It also includes a polarity inversion switch that allows the IT-SP8R to internally convert between DMX512 standard wiring and inverted wiring used by Color Kinetics® devices. Features rugged anodized extruded aluminum housing and removable "slide-in" flanges for surface mounting.

IT-SP8R 8-port Splitter..... \$377.06

## (F) DMX Relay

The Universal DMX Relay is ideal for interfacing DMX control systems to non DMX devices such as fans, slide projectors, confetti cannons, fog machines, coffee makers, and much more. Capable of switching up to 15A inductive and non-inductive loads via a NEMA 5-15 receptacle (Edison). Uses DMX 512 protocol via 3-pin XLR in and thru connectors. Comes with 6' power cord with 15A Edison connector.

DMX Relay ..... \$164.43

## (G) SHoWDMX SHoW BABY

SHoW Baby is a breakthrough in plug-and-play wireless DMX transmission - a single unit can be used as a transmitter or receiver. When a DMX cable is plugged to the SHoW Baby's DMX input, the SHoW Baby senses the connection and configures itself as a transmitter. If no cable is connected to the DMX input, SHoW Baby configures itself as a receiver. Made by City Theatrical, the leader in wireless DMX gear!

SHoW BABY ..... \$326.75

## (H) SHoWDMX NEO

Updated version of rock-solid SHoWDMX devices for the professional user. Take DMX512 control data from a control source and input it into the SHoW DMX transceiver. The signal is then transmitted to SHoW DMX receivers using a clever synchronized hopping pattern to ensure the utmost data integrity. An improved array of user-selectable features ensures peaceful coexistence with other WiFi signals. RDM capabilities included! ArtNet and ACN capable. Plenty of additional advanced features, specifications, and useful accessories.

NEO Transceiver #5701 ..... \$1122.00

NEO Receiver #5711 ..... 765.00

## Chauvet D-Fi 2.4GHz

D-Fi™ 2.4GHz is the latest addition to the D-Fi™ family of easy to use, wireless DMX units which can function as either a transmitter or receiver. For more stable communication between units, this version operates on a 2.4 GHz frequency range and includes an "auto" function which automatically finds the best frequency and syncs the units effortlessly.

D-Fi 2.4 GHz Transceiver ..... \$149.99

## Blizzard wiCICLE SkyWire


The Blizzard Lighting wiCICLE™ wireless DMX system is a powerhouse in a tiny package! Not much bigger than a standard XLR connector. Receiver features an internal antenna and a frosted end cap which illuminates in a different color per each of its 7 frequency groups. Pair with the transmitter to make one powerful system capable of reliable wireless communication for over 1000 feet, line-of-sight. Powered via AC adapter or wiCICLE-enabled Blizzard fixtures.

wiCICLE Transmitter ..... \$149.99

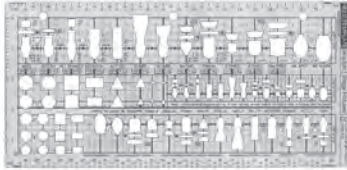
wiCICLE Skywire Receiver ..... 149.99




# Lighting Accessories



(A)



(B)



(C)

### (A) Basic Lighting Templates

Field Lite 1/4" ..... \$6.50      Field Lite 1/2" ..... \$6.50

### (B) Field Template Rules!

Lighting symbols are represented in 1/2", 1/4", and 3/8" scale all on ONE TEMPLATE. Includes today's popular lighting manufacturers. Hanging weight, cut color size, and beam spread information are listed adjacent to each symbol.

Field Template Rules ..... \$18.82

### (C) The Field Drafting Template

It's not just a template, it's a system for easily drafting light plots. The grid system aligns symbols by centerline and yoke axes and then equally spaces on 18" centers. Saves time and assures quality.

1/2" FD Template ..... \$17.20      1/4" FD Template ..... \$13.96

### Moving Light Assistant

**NEW!**

Moving Light Assistant is an application designed to document both the physical setup and programming information for moving light rigs. A fixture profile library contains DMX modes, default gobo and gobo wheel loads, lens and lamp choices and fixture menu options to make life easier for the user. Additionally, a user can import data from several consoles (ETC Eos family, grandMA, Hog 2) to document presets/palettes and cues with photos and descriptions.

MLA Personal (1-user) ..... \$ 560.00  
 MLA Institutional (5-user) ..... 1120.00  
 MLA Student ..... 80.00

### Lightwright 5.0

Lightwright is a unique cross between a spreadsheet and a database, designed specifically to manage professional lighting design paperwork. Lightwright knows that dimmers and circuits shouldn't be overloaded, that striplights have more than one color, that color scrollers have a whole series of colors and need a control channel, and that some lights don't use color at all! Beamwright program for beamspread calculations included for free. External ID to match program to AutoCad or Vectorworks. Comes complete with manual on CD and 24 hour helpline. Other features include data exchange, multiple open show files, extensive worknotes, multiple-user file history, and more! Windows or Mac.

3890 Individual user .....	\$399.60
3891 Organizational (6-user) .....	799.20
3892 Individual Upgrade .....	162.80
3893 Organizational Upgrade (6-user) .....	403.30
3894 Student Version .....	99.90
3895 Student to Individual Upgrade .....	299.70

### Vectorworks Spotlight

BMI Supply is your source for Vectorworks Spotlight, the premiere drafting software for the entertainment industry. This comprehensive CAD application is intuitive and powerful, enabling users to produce complex drawings. Whether you design lighting, scenery, sets, corporate events, theatrical productions, or exhibits, Vectorworks Spotlight offers ease-of-use not found in competing products.

**Flexibility:** Enjoy the freedom to design the way you want. With Vectorworks Spotlight you're not limited to a certain workflow, so you have the freedom to work on any size project or in 2D or 3D.

**Versatility:** Create, model, and present with one application. Vectorworks Spotlight marries precision 2D drafting and flexible 3D modeling with advanced lighting, visualization, and production tools. Easily draft light plots, create stunning set designs, and lay out your exhibits and events while simultaneously automating paperwork and visualizing design concepts in 3D.


**Intuitiveness:** Work the way you think. Do what you like to do best—design. You won't waste time getting up to speed because Vectorworks Spotlight's simple interface and what-you-see-is-what-you-get display make it easier to learn and use than standard CAD applications. No matter what you're switching from, Vectorworks Spotlight's interface will feel familiar. Vectorworks' SmartCursor™ technology replaces manual drafting tools, so even inexperienced CAD users can make the switch easily.

Vectorworks Spotlight 2014 ..... \$2595.00  
 Vectorworks Spotlight 2014 & Renderworks ..... 3145.00


*Call or email for upgrade pricing and multiple copy pricing.*



(D)



(E)



(F)

### (D) ENTTEC DMX USB Pro

The DMX USB Pro is compatible with LightFactory, WYSIWYG, and many other PC lighting control solutions. The lightweight box has both male and female 5-pin XLR connectors allowing it to be used as a DMX source for control or as a DMX receiver allowing DMX data to interact with the PC. The DMX USB Pro has a superior frame rate of 850 frames per second and internal frame buffering so you get clean signal independent of PC processor fluctuations.

DMX USB Pro #70304 ..... \$166.60

### (E) ENTTEC DMX USB Pro MK2

Next generation of USB interface offers a tidy footprint yet more features. You get 2 universes of DMX, MIDI IN/OUT, and standalone operation features. Tough, precision machined housing and upgraded electronics can handle the most demanding production environments. Includes DMX breakout, MIDI breakout additional.

ENTTEC DMX USB Pro MK2 ..... \$215.60

### (F) ENTTEC DMX/Ethernet Nodes

The Open DMX Ethernet (ODE) is a single port DMX/Ethernet node that can be configured as an input or output via a simple (free) software utility. Compatible with ESP and ArtNet DMX over Ethernet protocols. Handy as a DMX-output for Ethernet enabled consoles or PC-based controllers, or as a simple DMX-out node on a distributed Ethernet network. The ODE can also serve as an input for lighting visualizers or media servers. The ODE w/POE (power over ethernet) is capable of operating on a powered ethernet network, allowing convenient usage without a power supply. 0.60 lbs. 5.2" x 1.6" x 2.4".

ENTTEC ODE ..... \$266.75  
 ENTTEC ODE w/POE ..... 320.10





Toll Free: 800.836.0524

Online: [shop.bmisupply.com](http://shop.bmisupply.com)



# Lighting Accessories



## (A) Littlite LW Desktop Series

Littlite Desk Lights utilize a fully integrated weighted base and dimmer assembly for a complete, no-assembly-required, desktop task lamp. Take it out of the box, plug it in, fire it up. Available in 12" and 18" lengths, quartz or LED.

<b>LW-12-HI (Quartz)</b> .....	<b>\$ 95.95*</b>
<b>LW-18-HI (Quartz)</b> .....	<b>95.95*</b>
<b>LW-12-LED</b> .....	<b>126.25*</b>
<b>LW-18-LED</b> .....	<b>126.25*</b>

## (B) Littlite (shown with base)

<b>L3-12/18 12" or 18" Gooseneck with dimmer and power supply</b> .....	<b>\$66.75*</b>
<b>X-HI Gooseneck only with 3 pin in line XLR connector 12"</b> .....	<b>\$50.55*</b>
18" .....	<b>50.55*</b>
<b>XR-HI Gooseneck only with right angle XLR connector 12"</b> .....	<b>\$63.20*</b>
18" .....	<b>63.20*</b>

<b>G-HI Gooseneck only with inline BNC connector 12"</b> .....	<b>\$43.60*</b>
18" .....	<b>43.60*</b>

<b>High Intensity Lamp (aka Q5)</b> .....	<b>4.75</b>
<b>CWB Cast Weighted Base</b> .....	<b>26.80*</b>

## LED Littlites

The "coolest" Littlite yet! These units feature modern LED technology that is shock/vibration resistant, long lasting, efficient and cool. Complete lampsets ("L" series) can switch between white and red only LED's. No more scrounging for scrap gel cuts! Lifetime warranty on the mechanical, two year warranty on the LED element. BNC, 4-pin XLR, and right angle XLR detachable models also available.

<b>L-12-LED 12" Lampset</b> .....	<b>\$99.95*</b>
<b>L-18-LED 18" Lampset</b> .....	<b>99.95*</b>

<b>RBP-1 Battery Pack (10 hour)</b> .....	<b>45.40*</b>
<b>RBP-2 Battery Pack (25 hour)</b> .....	<b>68.60*</b>

<b>12X-LED Detachable 3-pin XLR</b> .....	<b>77.15*</b>
<b>18X-LED Detachable 3-pin XLR</b> .....	<b>77.15*</b>

\* MAP Price, nice discount available

## (C) Mighty Bright LED USB Light

Squinting at your finger placement in low light makes you wonder, "What good is a laptop I can't use?" The 2 LED USB Light is a portable computer light that plugs into a standard USB port and shines a mini spotlight across your keyboard, paperwork, and that cup of coffee you'll need during tech. Flex gooseneck folds up into any compact shape for your computer bag.

<b>MB 2 LED USB White</b> .....	<b>\$14.90</b>
<b>MB 2 LED USB Red</b> .....	<b>14.90</b>

## (D) Classic Music Stand Light

Made of heavy duty metal with a black powder coat finish. Comes with a T-10, 40W lamp, on-off switch, and 6 foot cable with Edison plug. Fits most stands with its secure spring clip.

<b>Stand Light</b> .....	<b>\$23.75</b>
--------------------------	----------------

## (E) Cordless Music Stand Light

This cordless music stand light is lightweight & portable. Uses 8 white, long-lasting LEDs. You can convert your existing music stand lights to cordless versions with the conversion kit. On-off switch, AC adapter jack standard. 8-12 hr. battery life. (3 - AAA Batteries Included)

<b>Cordless Stand Light</b> .....	<b>\$44.00</b>
<b>AC Adapter</b> .....	<b>10.25</b>

## (F) Encore Music Stand Light

Encore's light bar contains six bright white, energy-efficient LEDs along with an integrated back fin to shield the light from the audience. The head has a sliding power switch which offers two brightness levels. Also features a signature Mighty Bright clip and a flexible gooseneck. For added convenience, the Encore light comes with an AC adapter and a black travel bag.

<b>Encore Music Stand Light</b> .....	<b>\$44.90</b>
---------------------------------------	----------------

## (G) Duet 2 Music Stand Light

Unique dual head LED music stand light provides more flexibility and control than traditional music stand lights. Soft, evenly distributed beam with no hotspots. Simple sensor switches allow easy on-off operation. Features strong grip clamp and power via AAA batteries (3, not included) or AC adapter (included). 20 hours typical on AAA batteries.

<b>Duet 2 Music Stand Light</b> .....	<b>\$31.99</b>
---------------------------------------	----------------

## Lighted Pen

Smooth writing black ballpoint pen with LED for writing in low-light to dark situations. Great for tech rehearsal notes, stagehands, directors, etc. Easy on/off, batteries included. Makes a great gift!

<b>Lighted Pen</b> .....	<b>\$4.50</b>
--------------------------	---------------

## (H) Dot-it Backstage Blue

The Dot-it Blackstage Blue is a compact, reliable, blue LED worklight. Perfect for road cases, light and sound boards, crossover lighting, stairs, entryways, and quick-change booths. The bright blue LED's are on a 90° pivot allowing you to shine the light where you need it. The touch on/off sensor means no fumbling for switches in the dark. Includes magnetic, velcro, and adhesive backing options. Operates on 3 AAA batteries (included). 7" x 1.81" x 1.125"

<b>Osram Dot-it Backstage Blue</b> .....	<b>\$12.95</b>
--	----------------

## Tactical LED Flashlights

Phoebus Manufacturing's LED Tactical Flashlights use the latest LED technology housed in Type III military grade anodized aluminum bodies. The 1-3 watt LED emitters produce a flawless bright white beam with up to a 100,000 hour lamp life. They are durable and water resistant, with a rear-mounted on/off switch and heavy duty clip.

<b>(I) 1-Watt Nightshift Flashlight</b> .....	<b>\$27.84</b>
<b>(J) 3-Watt Rescue3 Flashlight</b> .....	<b>65.55</b>

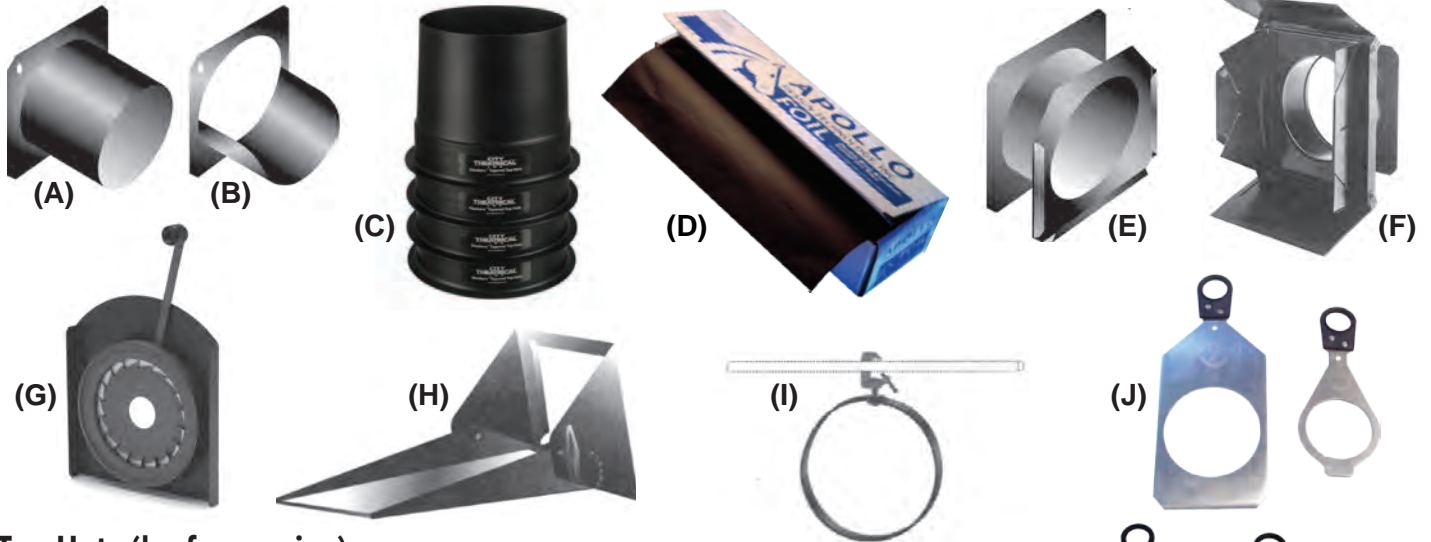
## (K) Stage Tech Flashlight Kit

"Where was this when I was in production?" was the comment from many of the sales staff at BMI Supply. We all thought this was a very useful kit and could think of numerous times we could have used it in the past. The kit includes: a 1-watt LED tactical convertible flashlight with AA body extender; a lantern attachment for general illumination; an adjustable mini tripod for task lighting; and a head band with lamp head bracket and battery pack for hands free illumination.

<b>LED Stage Tech Kit</b> .....	<b>\$94.05</b>
---------------------------------	----------------



# Lighting Accessories



## Top Hats (by frame size)

### (A) Top Hats and (B) Half Hats

4-1/8"	(3.5" Lekos)	\$13.28
6-1/4"	(S4/Shakes)	16.19
7-1/2"	(Fresnels, Lekos)	17.43
7-1/2"	(S4 PAR)	17.43
10"	(Fresnels, PAR64)	24.40
11"	(Selador 11")	30.25
12"	(10° S4)	29.05
14"	(5° S4)	50.63

### (C) Stacker Top Hats for S4's

Standard top hats with a slight taper allowing them to stack neatly when not in use! Save storage space in your theatre or roadcase without compromising performance. Lightweight aluminum construction, tough black powder coat finish, internal flocking.

Stacker, 6.25", full or short	\$17.43
Stacker, 7.5", full or short	20.04

### Blacktak

This self adhesive 2" x 75' light masking foil is heat resistant, won't melt, and won't leave a sticky residue on your equipment. Many uses..... \$32.30

### (D) Apollo Foil

Versatile matte black aluminum foil that blocks unwanted light leaks and reflections from pesky lighting fixtures. In a pinch, with some arts & crafts skills, you can make quick donuts and top hats.

AP Foil 12" x 50'	\$23.35
AP Foil 24" x 25'	23.35

### (E) Color Extender (by frame size)

7-1/2" 3" or 5" long	\$25.73
6-1/4" 3" or 5" long	23.57
10" 5" long	28.22
S4 PAR/PARNEL 3" or 5" long	25.73

### (F) Barndoors (by lens size)

Par16 "Birdie" 4-door	\$18.65
3" 2-door	36.45
6" 4-door	52.65
8" 4-door	71.28
S4 PAR/PARNel	55.08
S4 Fresnel 8-leaf	60.75
Selador Classic 11" LED	77.76
Selador Desire D60	60.75

## Color Frames

Actual Size (Inches)	Black Steel	Black Safety
3 <sup>3</sup> / <sub>4</sub> x 3 <sup>3</sup> / <sub>4</sub>	\$ 4.25	\$2.05
4 <sup>1</sup> / <sub>8</sub> x 4 <sup>1</sup> / <sub>8</sub>	4.25	N/A
6 <sup>1</sup> / <sub>4</sub> x 6 <sup>1</sup> / <sub>4</sub>	5.31	2.05
7 <sup>1</sup> / <sub>2</sub> x 7 <sup>1</sup> / <sub>2</sub>	5.95	2.23
10 x 10	8.93	3.07
12 x 12	13.52	10.23
14 x 14	18.70	12.09

## Donuts

These help bring templates (gobos) into sharp focus. Fits in color frame slot.

Actual Size (Inches)	Price
4 <sup>1</sup> / <sub>8</sub> x 4 <sup>1</sup> / <sub>8</sub>	\$ 9.35
6 <sup>1</sup> / <sub>4</sub> x 6 <sup>1</sup> / <sub>4</sub>	6.89
7 <sup>1</sup> / <sub>2</sub> x 7 <sup>1</sup> / <sub>2</sub>	7.95
12" x 12"	10.92
14 x 14	13.30

### (G) Drop In Iris

Source Four	\$ 81.00
Source Four Jr	81.00
Strand SL #2186	81.00
Shakespeare	97.75

## DMX Iris



The DMX Iris improves upon the drop-in iris by offering remote control of the iris size from your lighting console. Fits into the iris slot on popular modern ellipsoidals such as Source 4, Strand SL, Shakespeare, or Selecon Pacific. Powered by single unit City Theatrical power supply or from most color scroller power supplies (Forerunner, Chroma Q, etc.). Also compatible with Rosco I-Cue power supplies. Iris closes to approximately 1/4".

DMX Iris #2192	\$460.00
Power Supply #2199 (2 Irises) ...	120.00

### (H) Beam Bender

Beam Benders allow your shinbusters to skim the floor allowing maximum light on the feet. Great for shooting around obstacles, scenery, walls, etc. Slides on like your gel frame.

6-1/4" Frame Size	\$91.80
-------------------	---------



### (I) Scenery Bumper

Protect your equipment and focus with these heavy duty scenery bumpers. 18" in diameter, 3/16"x2" steel, includes C-clamp ..... \$71.44

### (J) Pattern Holders

Fixture	C = Channel S = Sandwich		Price
	Image Diam	Style	
3.5 Q	2"	C	\$5.95
Shakes/360Q	2- <sup>3</sup> / <sub>4</sub> "	C	8.08
Shakes/360Q	2- <sup>3</sup> / <sub>4</sub> "	S	8.60
S4-A	3- <sup>3</sup> / <sub>16</sub> "	S	7.57
S4-B	2- <sup>3</sup> / <sub>4</sub> "	S	7.57
S4Jr.-M	2- <sup>5</sup> / <sub>32</sub> "	S	7.57
SL-B	2- <sup>3</sup> / <sub>4</sub> "	S	8.51

### (K) Glass Pattern Holders

Fixture	P = Pattern slot I = Iris slot		Price
	Slot	Image Diam.	
360Q/Shakes	P	2- <sup>3</sup> / <sub>4</sub> "	\$10.15
S4-B	P	2- <sup>3</sup> / <sub>4</sub> "	10.15
S4-B (86mm)	P	2- <sup>3</sup> / <sub>4</sub> "	10.15
S4-B	I	2- <sup>3</sup> / <sub>4</sub> "	19.35
S4-A	I	3- <sup>3</sup> / <sub>16</sub> "	22.02
S4 JR-M	P	2- <sup>5</sup> / <sub>32</sub> "	10.15
SL-B	P	2- <sup>3</sup> / <sub>4</sub> "	10.15
SL-B (86mm)	P	2- <sup>3</sup> / <sub>4</sub> "	10.15
Selecon (86mm)	P	2- <sup>3</sup> / <sub>4</sub> "	10.15


### Rosco Universal Iris Slot Holder

Carefully tooled for modern ellipsoidals such as Source 4, Shakespeare, Strand SL, and Selecon Pacific. Ideal for holding glass gobos that are too thick for the regular gobo gate (e.g. Rosco Prismatics, Apollo Crushed Dichroics, Rosco Imageglass). Double sided feature allows simultaneous use of two gobos (glass and/or steel) in the iris slot. Accepts 86mm diameter gobos.

Iris Slot Holder	\$17.00
------------------	---------



# Lighting Accessories



## Stage Pin, Edison, Twist, PowerCON Connectors

(A) Pintech 20A Stage Pin (2P&G), cable mount, M or F .....	\$ 4.50
Pintech 20A Stage Pin (2P&G), Panel Mount Female .....	5.95
Pintech 20A Stage Pin (2P&G), Panel Mount Male .....	6.50
Bates 20A Stage Pin (2P&G), Cable Mount, M or F .....	4.60
Union 20A Stage Pin (2P&G), Cable Mount, Crimp M or F .....	4.75
Union 20A Stage Pin (2P&G), Cable Mount, Barrel Pin M or F .....	5.40
<b>Flag or Ring Lugs (for older stage pin styles), bag of 100 .....</b>	<b>18.20</b>
#5266 Edison 15A Male, All Black .....	\$ 5.37
#5269 Edison 15A Female, All Black .....	8.16
#2311 Twistlock L5-20 20A Male, cable mount, all black .....	\$ 8.69
(B) #2313 Twistlock L5-20 20A Female, cable mount, all black .....	10.37
#9965 Twistlock Old-style 20A Male, cable mount, blk/wht .....	\$12.60
(C) #7314 Twistlock Old-style 20A Female, cable mount, blk/wht .....	23.75
#2411 Twistlock L14-20 Male, cable mount .....	\$12.50
#2413 Twistlock L14-20 Female, cable mount .....	18.50
#2321 Twistlock L6-20 Male, cable mount .....	\$ 7.50
#2323 Twistlock L6-20 Female, cable mount .....	11.25
(D) PowerCON Power IN (Blue) .....	\$7.85
PowerCON Power OUT (Gray) .....	7.85

## (E) Pin Splitter Tool

Safely spreads pins on 20A thru 100A stage pin plugs; straighten pins on 20A and 60A. Comes with belt holster. .... \$25.20

## Cam Tees & Turnarounds

Tapping Tee - Male/Female/Female .....	\$42.26
Parallel Tee - Male/Male/Female .....	42.26
Turnaround - Male/Male or Female/Female .....	23.15

## Cam Connectors

**CL Series** - Two piece hardshell casing, brass contact, double set screw connection. Simple installation. Specify cable size, male or female, connector color (red, black, blue, white, green).

<b>CL Series</b> .....	\$20.37
<b>CL Series Panel Mount</b> .....	21.26

**CLS Series** - One piece weathertight cam connector. NEMA 3R and 4 rated, double set screw connection. Specify cable size, male or female, and connector color.

<b>CLS Series Inline</b> .....	\$16.25
--------------------------------	---------

(F) 19-PIN SPLITTER/Twofer 1 Male to 2 Female .....	\$322.75
---	----------

## (G) CPoint DMX Compander

The **DMX Compander** makes it possible to run three DMX512 universes in one CAT-5 cable by using three of the CAT-5 conductor pairs for DMX512 data (fourth pair is 0V reference). Through the three RJ45 connectors, three DMX512 Universes are "COMpressed" into one CAT-5 cable via the 'Universe 1+2+3' RJ45 connector. On the other end of the CAT-5 cable, another DMXcompander is used to "exPAND" the DMX512 universes again, making them available through the three RJ45 connectors. Together with CPOINT's XLRJ45 adapters, a DMX512 network can be set up very quickly and at a very low cost. Also features mounting holes.

<b>CPoint DMX Compander</b> .....	<b>\$19.75</b>
-----------------------------------	----------------

## (H) CPoint DMXtender

This is a tiny and sturdy CAT-5 cable extender that lets you quickly join two cables together. Easily mounts to a wall, DIN rail, etc. Beyond handy.

<b>DMXtender</b> .....	<b>\$11.75</b>
------------------------	----------------

## Cpoint DMXterminator

RJ45 connector plug with a 120 Ohm resistor inside for DMX data termination. Features gold-plated pins and durable molded housing.

<b>DMXterminator</b> .....	<b>\$8.75</b>
----------------------------	---------------

## (I) CPoint XLRJ45 Adapters

The XLRJ45 adapter makes it possible to use any CAT-5 ethernet cable as a DMX512 cable. XLRJ45 is available in four versions: 3-pin male or female XLR, and 5-pin male or female XLR. The different adapters can be mixed to make, for example, a 5-pin to 3-pin cable.

<b>3-pin male XLRJ45</b> .....	<b>\$13.25</b>	<b>5-pin male XLRJ45</b> .....	<b>\$13.25</b>
<b>3-pin female XLRJ45</b> ....	<b>13.25</b>	<b>5-pin female XLRJ45</b> ....	<b>13.25</b>

## XLR Inline Connectors

	Neutrik	Switchcraft
3-pin male	\$3.02	\$4.05
3-pin female	3.15	4.31
4-pin male	5.10	5.96
4-pin female	7.22	7.77
5-pin male	7.28	7.40
5-pin female	8.33	9.42

## XLR Couplers

3-pin M-M .....	\$15.00
3-pin F-F .....	17.50
5-pin M-M .....	16.50
5-pin F-F .....	18.50
5-pin M to 3-pin M .....	17.50
5-pin M to 3-pin F .....	18.50
5-pin F to 3-pin M .....	18.50
5-pin F to 3-pin F .....	19.50

## (J) LEX Power Gate Company Switch


At the heart of Lex's safe and convenient Company Switch are detachable cam-type outlets and direct wire lugs combined in a compact arrangement behind a lockable access door. This allows for two sets of cables to drape downward for a lower profile against the wall. With the access door locked, connections cannot be accidentally broken or made under load. Integrated into the wiring chamber is a L.E.D. work light which activates whenever the door is open. PowerGate switches feature 100% rated Square D electronic trip main breakers.

<b>100A NEMA 1 5-wire</b> .....	<b>\$5000.20</b>
<b>200A NEMA 1 5-wire</b> .....	<b>5138.28</b>
<b>400A NEMA 1 5-wire</b> .....	<b>5960.56</b>
<b>400A NEMA 1 6-wire</b> .....	<b>6028.40</b>


# Lighting Accessories



(A)



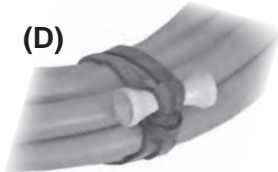
(B)




(C)



(F) Above: Two (2) 45° turns and Two (2) 5-Slot Yellow Jackets



(D)



(E)



(F) Left: 5-Slot Yellow Jacket with End Boots

## (A) Stage Extension Cables

Extension cables are constructed with 12/3 SOOW cable (PowerCON is SJOW). Stage pin cables use Pintech brand connectors; other cables feature Leviton or Neutrik connectors. Standard twofers made with 14 ga. hi-temp Teflon wire encased in 3/8" fiberglass sleeve. Molded twofers (36") use 12/3 SJT cable.

Length	Stage Pin	L520 Twistlock	NEW! PowerCON	Edison U-ground
5'	\$ 19.41	\$ 31.05	\$ 30.85	\$ 25.07
10'	24.21	35.85	35.97	29.87
15'	29.01	40.65	41.08	34.67
25'	38.61	50.25	51.30	44.27
50'	62.61	74.25	76.85	68.27
75'	86.61	98.25	102.40	92.27
100'	110.61	122.25	127.95	116.27
18" Twofers	31.37	49.22	N/A	41.12
36" Twofers	40.82	58.67	N/A	50.57
36" Molded Twofers	45.17	63.02	N/A	54.92

## (B) Turnarounds / Adapters

Ready made 1' long 12/3 SOOW electric cords that allow you to mate from your stage cable to a different connector system.

M=Male, F=Female, SP=Stage Pin, TL=L5-20 Twist, U=U-ground Edison

MSP to FU	\$19.71	MSP to FTL	\$21.35
MTL to FSP	19.67	MTL to FU	24.38
MU to FSP	16.92	MU to FTL	23.27

## Multicable

Efficient and flexible distribution system for any venue or touring application. Connect directly with multipin outputs available with many dimmer racks/packs or use break-outs and break-ins. Custom sizes available.

**Cables** Heavy duty 12/14 cable wired for 6-circuits using 19-pin Socapex compatible connectors.

**Break-outs** Male 19-pin Socapex compatible connector fans out to six receptacles. Standard 6' tails using 12/3 SJO cable.

**Break-ins** Female 19-pin Socapex compatible connector fans out to six plugs. Standard 3' tails using 12/3 SJO cable.

**Due to ongoing volatility in copper markets, all multicable pricing is done on request. Please call or email.**

## Feeder Cable

Entertainment industry stranded copper feeder cable uses fully installed cam style connectors. Available with green, white, black, red, or blue connectors.

**Due to ongoing volatility in copper markets, all feeder cable pricing is done on request. Please call or email.**

## Raw Cable

DMX (24 ga. 2 shielded pairs, PVC jacket)	\$ .49/ft.
12/3 SOOW	Call or check web for current price
#14 Teflon Coated Wire 200° C (Blk, Wht, or Grn)	0.81/ft
3/8" Fiberglass Sleeve, Black	0.55/ft

## (C) DMX Cable

Rugged yet flexible DMX/Microplex cable using Neutrik black/gold XLR connectors. Custom sizes available.

Length	3-pin	5-pin
1.5'	\$ 22.00	\$ 29.99
5'	22.95	31.51
10'	24.69	34.05
15'	26.43	36.58
20'	28.17	39.12
25'	29.99	41.66
50'	43.13	56.22
75'	57.47	69.59
100'	71.69	83.46
150'	100.24	111.21
200'	128.79	139.23
Terminator	13.50	13.50

## Color Scroller Cable

Carries both power and data to your scrollers. 14 gauge pair for power, 22 gauge pair for data, Neutrik black/gold 4-pin XLR terminations.

Length	4-pin XLR
3'	\$ 29.25
5'	30.73
10'	34.42
15'	38.12
20'	41.82
25'	45.52
50'	64.00
75'	82.49
100'	100.89

## Ethernet Cable

Heavy duty construction, outdoor-rated!

Length	Std RJ45	EtherCon	Length	Std RJ45	EtherCon
25'	\$42.11	\$65.41	75'	\$68.50	\$90.57
50'	55.35	76.08	100'	94.35	120.15

## (D) Bongo Ties

Tame those unruly cords. Heavy gauge rubber band with unique wooden "Bongo" fastener offers a secure closure. 10 per pack.

**Bongo Ties** ..... \$5.49

## (E) Rip-Ties

Industrial quality hook and loop sewn end to end to quickly wrap your cable bundle. One end "permanently" attaches to cable by a nylon tie (included). Black standard.

Size	Max. Dia.	10 Pk.	100 Pk.
1" x 6"	1-1/2"	\$24.45	\$195.50
1" x 9"	2-1/4"	\$27.93	\$216.75
1" x 14"	3-3/4"	\$32.83	\$255.00


## (F) Cable Ramps

Yellow Jacket Cable Protectors provide portable cable protection and ensure safe passage over cable for any moving object. Hook the Yellow Jackets together along your desired path, flip up the hinged lids, and lay your cable in the slots. Close the lids and you're ready for forklifts, pedestrians, and even a tractor trailer. Multi length configurations in 3 foot increments • 100% polyethylene • Recessed handles for ease in handling • Consistent with OSHA guidelines for a safer working environment • Avoids gummy cables and damaged floors. All units have 5 slots at 1.25" per slot. Standard 2"H x 19"W (lengths vary).

Description	Length	Weight	Price
YJ5-125 - 36" Striaight Run	36"	24 lbs.	\$206.19
YJ5T-125 - 45° Turn	25"	12 lbs.	126.91
YJ5EB-125 - End Boot Pair	6"	5 lbs.	111.98



# Lighting Accessories



## (A) Mega Clamp

Extruded aluminum, black anodized, no rust, 14 oz., and rated for 600 lbs. WL ..... \$10.50

## Mega Swivel

Standard Mega Clamp w/pan bolt added ... \$12.95

## (B) Malleable Pipe Clamp

500lbs working load, 31.2 oz. .... \$10.50

## Birdie Clamp

A handy lightweight clamp that will work with a PAR16 birdie yoke AND clamp onto standard 1.5" SCH 40 pipe battens! ..... \$6.65

## (C) Sure Clamp

No tools needed. 1 1/4" - 2" grip ..... \$43.16

## (D) Mega Claw

Great for moving lights. Weight of the fixture is supported while tightening. Fits 1.9"- 2.0" outside diameter pipe/tube Safe working load is 1,100 lbs.

**MWM, Aluminum** ..... \$31.20

**MWB, Black** ..... 35.20

## (E) Mega Coupler

AKA Half Coupler! High strength aluminum, 1100 lbs vertical load rating, fits 1.66" OD to 2.0" OD tube/pipe, integrated 1/2" attachment bolt included.

**MLM, Aluminum** ..... \$19.60

**MLB, Black** ..... 22.40

## (F) Versi Clamp

Works with a wide range of truss, from 2" OD down to 1" OD, thanks to a unique 2-position latch. Quick release handle takes only 2 turns to drop the locking mechanism.

**VCM, Aluminum** ..... \$29.60

**VCB, Black** ..... 33.30

## (G) Purlin Clamp

**NEW!**

The Purlin Clamp is perfect for installing to purlins, I-beams, and bar joists up to 1" thick. 1/2" square head bolt for locking onto I-beam, 1/2" x 1" grade 5 hex head bolt to connect load. Micro-grooves for secure connection to beam. 500 lbs S.W.L.

**PCM1/2 Purlin Clamp** ..... \$11.85

## Side Arm With Sliding Tee

12"	1 Tee	\$38.07
18"	1 Tee	42.93
18"	2 Tee	51.03
24"	2 Tee	55.08
Individual Tee.....		8.10

## Light Source Side Arms

**(H) Mega Baby Sidearm** - Mega-Clamp C-clamp with a detachable 1" diameter pipe arm (12", 18", 24"). With the arm detached, you can add sidearm sliders for fixture attachment (one included with each complete sidearm). Slider uses 1/2" bolt for both the fixture and the locking bolt. Also includes Mega-Handle on the c-clamp bolt! Black anodized finish.

**#MDB12 Mega-Baby Sidearm, 12"** ..... \$33.75

**#MDB18 Mega-Baby Sidearm, 18"** ..... 37.50

**#MDB24 Mega-Baby Sidearm, 24"** ..... 41.25

**#MDBL Sidearm Slider** ..... 15.00

**(I) Mega Sidearm** - Beefier sidearm using a half-coupler for pipe attachment and a 1.25" diameter sidearm pipe. Fixtures clamp directly to the sidearm pipe. All models black anodized.

**#MSAB12 Mega-Sidearm 12"** ..... \$31.50

**#MSAB18 Mega-Sidearm 18"** ..... 33.00

**#MSAB24 Mega-Sidearm 24"** ..... 34.50

## (J) Light Source Drop Downs

Economical way of creating your own vertical extension tube for a traditional C-clamp. Easy and secure way to drop below an obstacle, create staggered pipe end positions, and more.

**Mddb6 - 6" drop down** ..... \$11.20

**Mddb12 - 12" drop down** ..... 14.40

**Mddb18 - 18" drop down** ..... 20.00

**Mddb24 - 24" drop down** ..... 24.00

**Mddb36 - 36" drop down** ..... 37.60

## Pipe End Tail Down

Wish your lighting booms were safely suspended in the air instead of on the floor? The Pipe End Tail Down comes complete with two half-couplers and 6' of 1.5" pipe pre-drilled for the included safety cable.

**PETD** ..... \$178.61

## (K) Safety Cable

Silver..... \$2.25

Anodized black..... 2.85

## (L) Mega Combo Wrench

This 2.75" long wrench fits all your C-clamp bolts yet fits in your pocket as well..... \$8.50

## (M) Altman Wrench..... \$16.15

## (N) Mega Square Handle

Lives on the main bolt of a C-clamp affording tool-less hanging/striking of lighting fixtures.

**Mega - Square** ..... \$4.05

## (O) C-Clamp Handle

Slips on to standard C-clamp bolt to afford fast, easy tightening. No tools needed! ..... \$3.95

## Lightspeed Wrench

Extra-fancy ratcheting speed wrench ..... \$29.25

## (P) Ultimate Focus Tool

Fits the 3 main bolts on a standard C-clamp. It also has slots that fit most wing nuts, thumb screws, smaller shackle bolts, and most yoke handles. Other features include an integrated pin splitter, tie-off, and a continuity tester for Stagepin, Twistlock and Edison connectors. It can also open a cold beverage when you're done using all the other features. Machined from aluminum and coated with a hard anodized finish.

**Ultimate Focus Tool** ..... \$72.75

## (Q) Ratcheting Ultimate Focus Tool

Includes all features from the Ultimate Focus Tool (see above), with the addition of a robust ratcheting assembly which cleverly accommodates all bolts typically found on C-clamps.

**Ratcheting UFT** ..... \$97.00

## (R) Flat Focus Tool

Simple straightforward tool designed to be light, compact, useful, and economical. Graduated slots grab most clamp nuts/bolts.


**Flat Focus Tool** ..... \$20.00

# Lighting Accessories


Not seeing the right stand for your application? Give us a call! We have additional options available.




(A)



(B)



(C)



(D)



(E)



(F)



(G)



(H)



(I)

## Mega Folding Floor Stand

Problem solver! This is a compact floor stand for an individual lighting fixture. Its four "legs" extend out from a center block, allowing it to pack as a tidy 6" x 6" square (a stable 15" x 15" when legs extended). 3.45 lbs. Includes a 1/2-13 x 1" mounting bolt and washer.

- (A) MFFSM (alum. finish) ..... \$37.13
- MFFSB (black finish) ..... 42.08

## (B) XL-11 Lift

The XL-11 steel crank-up lift is a quick, portable, cost-effective, and secure way to support lighting bars and truss. This versatile lift extends to an 11' height and holds a maximum weight of 200 lbs. (certified by a structural engineering firm). Lowers to a convenient 6' height for loading/unloading. Heavy-duty hand crank winch makes raising and lowering simple - no telescoping poles to manipulate while trying to support the load. Collapsible tripod legs offer easy setup and tear-down. Many truss adapter and light bar options available. Excellent for production companies, small touring acts, unique venues, and much more. Measurements: 5.5" x 9.5" x 70.5" (collapsed). Weight: 48 lbs. (can ship via UPS). Fixtures not included. T-bar not included.

XL-11 ..... \$424.15

## (C) XL-16 Lift

The XL-16 is a heavy-duty aluminum crank-up lift that sets up in under two minutes with one person. This robust unit boasts a 16' maximum height and a 500 lbs. maximum load capacity (certified by a structural engineering firm). Collapsible legs feature adjustable leveling pads to ensure stability. Heavy-duty crank winch is self-braking, in addition to eighteen positive locking positions throughout the extension travel. Measurements: 16" x 18" x 81" (collapsed). Weight: 85 lbs. (ships via common carrier).

XL-16 ..... \$1384.65

## Lift Accessories

- 12" Tri Truss Adapter ..... \$ 83.52
- 14" Tri Truss Adapter ..... 83.52
- T-bar (4/8 light positions) ..... 73.92
- Double Frame Light Bar ..... 140.16
- (8/12/16 light positions)

Other truss adapters available. Please call.

## (D) Chauvet Tripod Stand

The CH-01 lighting stand features height adjustable half bars, as well as a top T-bar for mounting fixtures. Maximum load capacity is 100lbs. The stand includes 8 mounting screws and safety pins. Fully extended, it reaches a height of 9ft. Great for hanging lightweight PAR cans, or LED fixtures!

CH-02 Tripod Stand..... \$79.50

## (E) Ultimate Lighting Tree

Quick, simple, and lightweight solution for portable lighting systems. Picture shows tripod stand with optional 48" crossbar. 24" pairs also available. Crossbar is thick-walled for use with C-clamps and has pre-drilled holes for direct mounting (hardware included). 150lbs capacity. Guaranteed for life!

TS-88B - Tripod Stand ..... \$109.99

LTB-48B - 48" Crossbar ..... 45.99

LTB-24B - 24" Crossbar, Pair ... 45.99

## (F) Ultimate Pneumatic Tree

Ultimate Support's TS-110B Air-Powered Stand uses a pneumatic pre-loaded spring that can lift up to 50 lbs. on its own. If your speaker or lights are heavier, you will be delighted by the little effort it takes to raise your equipment to the proper height. Maximum load capacity of 150 lbs., height range from 5'-2" to 9'-2". Any of Ultimate's lighting crossbars can be easily attached. Lifetime warranty.

TS-110B Stand ..... \$169.99

LTB-48B Lighting Crossbar ..... 45.99

## Ultimate Tree Bags

These durable bags are a must have for your gig rig. Each BAG-99 holds one (1) extra-size speaker/lighting stand including TS-88B and TS-110B (both featured on this page). The BAG-99D holds two (2) stands. You can also fit in the 48" lighting crossbar (LTB-48B). Features heavy duty construction, reliable zipper, and durable hand grips that Velcro together.

BAG-99 ..... \$49.99

BAG-99D ..... 69.99

## (G) Cast Boom Bases

50 lb. 24" diameter (for 1.5" pipe) .. \$145.80

25 lb. 18" diameter (for 1" pipe) ..... 97.20

3-leg castered rover (for 1.25" pipe) . 129.60

## Flat Boom Bases (Steel)

Laser cut steel, square, with nipple center. Cut-out handle for easy carrying.

50 lb. 24" for 1.5" pipe ..... \$148.50

## (H) Boom Base Bag

This bag is hard to find! The Pipe Base Bag measures 18"x18" and holds up to 35lbs of sand. The bag is equipped with a D-ring for use as an anchor point and also has two straps that separate to slide the bag onto the base. Sand not included.

Boom Base Bag ..... \$45.25

## (I) Boom Tie-off

Made with 1/2" steel rod and welded on a female threaded tube. Fits 1.5" pipe. As useful as safety cables. .... \$25.92

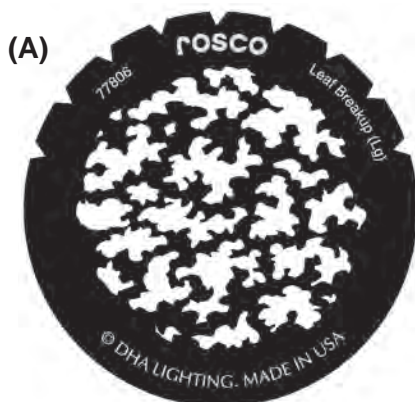
## Where Can I Get Pipe?

For large packages of pipe cut to length, threaded, painted, etc., BMI Supply can provide competitive pricing including delivery to your venue.


If you need a handful of 10' pieces for boom bases, the most cost-effective option is usually to buy local. For 50 lbs. boom bases featured here, you will need 1.5" Schedule 40 steel pipe (1.5" is the inside diameter of the pipe; outside diameter is ~ 1.9"). This pipe is commonly stocked by steel suppliers as well as many big-box home improvement stores. Some stores will thread it for free and only charge a small local delivery fee.



# Lighting Accessories



(B)



(C)



## (A) Patterns (Gobos)

### Apollo Patterns

Standard Stainless Steel ..... \$12.80

### Rosco Patterns

Standard Stainless Steel ..... \$12.20

Mesh Designs ..... 18.48

### GAM Patterns

Standard Stainless Steel ..... \$13.30

Half Tone ..... 21.00

## What Size Steel Gobo Do You Need?

Size	Total Diameter	Image Area	Holder Opening	Instruments
A	100mm (3.94")	75mm (2.95")	80mm (3.20")	Source 4, Selecon Pacific
B	86mm (3.40")	60mm (2.36")	70mm (2.75")	Source 4, Shakespeare, Altman 360Q, Strand SL, many other older ellipsoidals
M	66mm (2.60")	49.50mm (1.95")	55mm (2.15")	Source 4 JR, Altman 3.5

For full gobo listings with images, please visit:

<http://shop.bmisupply.com/gobos>

## Custom Gobos

We'll take your artwork and turn it into the highest quality gobo available. Digital artwork via e-mail or disk is ideal. Most image formats supported. Quick turnaround - just 24-48 hours plus shipping time to you (steel only).

**Steel** Original ..... \$ 72.75  
Duplicate ..... 29.75

**Glass** B&W / 1-color original ..... \$144.00  
B&W / 1-color duplicate .. 89.25  
2-color original ..... 319.50  
2-color duplicate ..... 246.50  
Full color original ..... 526.50  
Full color duplicate ..... 327.25

Lead time for all custom glass is 5 days plus shipping time. **Rush service available.**

## (B) Rosco Image Glass Gobos

Achieve stunningly textured lighting effects without breaking your budget. These unique glass patterns retract and bend light into intricate interweavings of light and grayscale images. Combined with steel patterns and/or color, your design possibilities are limitless. For use in iris slot only. Please call, fax, or email for full Rosco catalog featuring all imageglass items. Patterns also viewable at [www.rosco.com](http://www.rosco.com).

**Rosco Image Glass** ..... \$38.56

## Rosco Color Glass Gobos

Rosco offers a wide variety of spectacular color glass gobos suitable for special events, concerts, theatres, and clubs. Check out the full listing of designs at [www.rosco.com](http://www.rosco.com). Specify gobo size when ordering. Use with newer ellipsoidals with dichroic glass reflectors (e.g. Source 4, Shakespeare, etc)

**Rosco 2-color** ..... \$115.50

**Rosco Multi-Color (3+ colors)** .... 269.50

## (C) Apollo B&W SuperRes Gobos

Black and White SuperResolution glass patterns offer exquisitely detailed 10,000 dpi images for mesmerizing scenic effects. Motion effect patterns offering stunning kinetic effects when paired together in a gobo rotator. Please call or email for full Apollo catalog.

**Apollo SuperRes** ..... \$60.72

## Apollo Color Glass Gobos

Apollo Designs has a sizeable library of excellent color glass gobos, with new designs added regularly. Check out the latest offerings at [www.apolلودesign.net](http://www.apolلودesign.net)! Specify gobo size when ordering. Use with newer ellipsoidals with dichroic glass reflectors (e.g. Source 4, Shakespeare, etc)

**Apollo 2-Color** ..... \$166.32

**Apollo Multi-Color (3+ colors)** . 275.50

## Apollo Crushed Dichroics

Stunning multi-color texture patterns made from small chips of dichroic color glass. Crushed Dichroics project bits of unaltered (white) light mixed within the color. Enhanced Dichroics project NO white light. Paired up with innumerable standard steel gobos, the design possibilities are endless.

**Crushed Dichroics:** Cool Slaw (blue/green/purple), Water (blue/green), Leaf Breakup (green/yellow), Slippery Ice (clear), Fire (red/yellow/orange), Berry Purple (clear/purple/lavender), Multi-Color, Freedom (red/white/blue)

**Crushed Dichroic** ..... \$60.25

**Enhanced Dichroics:** Mystical Forest (various greens), Phoenix Sunset (red/orange/yellow), Wild Berries (red/blue/pink), Cotton Candy (red/blue/purple), Enchanted Sea (blue/green), Starburst (red/orange/green/yellow), Blue Lemonade (blues)

**Enhanced Dichroic** ..... \$69.49

## Apollo Gobo Tool Kit

This handy gobo starter kit from Apollo introduces the basics of using gobos to create interesting visual effects. Includes 24 - B-round steel gobos (various breakups, cityscapes, clouds, windows, etc.), 1 - Full Moon B&W glass gobo, 1 - standard steel holder, 1 - Apollo Super Holder, creative guide, resource CD, and instructional DVD. **M-size kit now available too!**

**Gobo Tool Kit** ..... \$230.00

## Rosco Colorizers

Glass patterns with gentle hue multi-colored random patterns. Use together with a steel pattern for beautiful effects. Stippled: Blu. & Lav., Amb. & Red, Red, Blu., & Lav., Grn, Blu. & Lav, Grn. & Yell. Featherlight: Blu. & Grn., Blu. & Lav., Grn. & Yell., Blu., Lav., & Yell., Red, Lav., & Yell.

**Colorizer** ..... \$66.93

## Rosco Prismatics

Prismatic texture patterns made up of tiny chips of dichroic colored glass. Use them alone or with other patterns, steel or glass, or in a double Gobo rotator. Six different color styles available in B size for the new generation ellipsoidals lamped to a maximum of 600 watts.

**Colors:** Kaleidoscope, Cool Lavender, Spring Green, Sunset, Bluewater, Flaming Sun.

**Prismatic** ..... \$66.93

## Rosco Color Waves


Each Gobo is a Rosco Image Glass style (waves, strands, ripple, mosaic). Coated in one of five dichroic colors. It produces a unique combination of color, texture, shading, and blending. 600 watt ellipsoidal maximum.

**Colors:** Red, Amber, Magenta, Cyan, Indigo

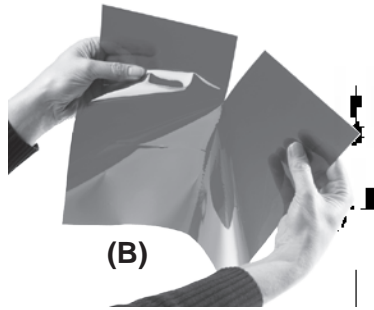
**ColorWave** ..... \$81.97



# Lighting Accessories



(A)



(B)



(C)



(D)



(E)

**Save on shipping!**  
We stock Roscolux, GAM, and LEE sheets in our warehouse!  
Save time and money with one easy shipment!

## Gel Sheets

Quantity discounts available.

<b>Apollo Gel 20" x 24"</b> (10 sheet min.)	<b>\$ 5.80</b>
<b>GAM Color 20" x 24"</b>	<b>7.10</b>
<b>GAM Heat Shield 20" x 24"</b>	<b>7.10</b>
<b>Lee Color 21" x 24"</b>	<b>6.25</b>
<b>Lee Color HT 21" x 24"</b>	<b>8.30</b>
<b>Roscolux Color 20" x 24"</b>	<b>7.10</b>
<b>RX Designer Swatchbook 3" x 5"</b>	<b>24.95</b>
<b>GAM Designer Swatchbook 4" x 5"</b>	<b>39.00</b>

## Gel Rolls

<b>Apollo Gel</b>	<b>24" x 25'</b>	<b>\$ 70.00</b>
<b>GAM Color</b>	<b>24" x 16.5'</b>	<b>59.97</b>
	<b>24" x 50'</b>	<b>145.25</b>
	<b>48" x 25'</b>	<b>145.25</b>
<b>Heat Shield</b>	<b>24" x 50'</b>	<b>145.25</b>
<b>Lee Color</b>	<b>48" x 25'</b>	<b>141.10</b>
<b>Lee Color HT</b>	<b>46" x 13'</b>	<b>124.50</b>
<b>Roscolux Color</b>	<b>24" x 25'</b>	<b>104.16</b>

## (A) Lee Gel QuickRolls

Save time and money with Lee Quick Rolls! Each roll is 25' long with your choice of standard gel frame widths such as 6.25", 7.5", 10", etc. Color is ready for framing with just one cut, saving you time and eliminating gel waste! Pricing on quick rolls is 20% - 30% cheaper than buying gel in sheets. Choose from the entire Lee color palette (except HT series).

Width	# Cuts/roll	Roll Price
6.25"	48	<b>\$23.34</b>
7.50"	40	<b>28.01</b>
10.00"	30	<b>37.35</b>
Custom	-	<b>\$3.75 per inch of width</b>

## (B) Perf Gel

Apollo Perf Gel is a 20" x 24" gel sheet with easy to tear perforations. Saves time, labor, and looking for that \*\*! Knife. Measuring and cutting are a thing of the past. Available in all Apollo colors. Perf sizes: 2" sq. (120 pieces), 4" sq. (30 pieces), 6" sq. (12 pieces), 6-5/8" (9 pieces), 7-1/2" sq. (6 pieces), 10" sq. (4 pieces). Please specify color(s) and perf. size.

**Perf Gel Sheet (10 sheet minimum)..... \$6.50**

## (C) Apollo Gel Wrap

These gel wraps feature scored seams shaping the gel tube into a triangle that can be split open and fed along a fluorescent tube and fitted into place. This means the fluorescent tube can remain installed, saving installation labor/time and avoiding tricky handling of fragile lamps. Gel Wraps are shipped and stored flat. Available in any Apollo gel color.

<b>T5 (1/2" diameter) - 48"</b>	<b>\$14.66</b>
<b>T8 (1" diameter) - 48"</b>	<b>15.50</b>
<b>T12 (1-1/2" diameter) - 48"</b>	<b>16.35</b>

## (D) Quick Color Sleeves

An excellent and economical choice to color correct fluorescent tubes for television and film production. Decorative colors available to enhance retail displays, holiday attractions, and more. Quick, easy, and reusable. Fold flat for transport and storage. Specify Roscolux Color.

<b>48" (T5, T8, or T12)</b>	<b>\$15.00</b>
<b>60" (T5, T8, or T12)</b>	<b>18.50</b>

## Light Lab Gel Book

This 6.5" x 12" Rosco gel book has a sample of each color and diffusion with the wavelength chart and transmission data behind each filter. Each book comes with two safety frames (6.25" and 7.5"), a plastic pouch for cut gel, and a gel marker.

<b>Roscolux light lab gel book</b>	<b>\$132.50</b>
<b>Cinegel light lab gel book</b>	<b>132.50</b>

## (E) Gel Cabinet

Sick and tired of flimsy cardboard storage drawers? Take a look at this hand crafted solid wood gel storage cabinet from the fine folks at Apollo Design. Measuring 23" x 26" x 17" tall, this cabinet has 10 easy-access sliding shelves that each hold 50 sheets of gel. Optional caster base provides easy transport. Interlocking dowels provide stability for stacking multiple modules.

<b>Gel Storage Cabinet</b>	<b>\$375.00</b>
<b>Caster Base</b>	<b>99.00</b>

## Apollo Apprentice Gel Kit

The purpose of the Apollo Apprentice Gel Kit is to train and educate. It simplifies the color selection process for beginning students, educators in lighting programs, and theater and architectural consultants. Includes 75 sheets of gel (3 sheets of 25 colors, 20" x 24" each), gel marking pencil, swatchbook, and resource DVDs.

**Apprentice Gel Kit ..... \$285.00**

## Grease Pencils (China Marker)

Great for marking gel cuts.

Black or white (box of 12) ..... **\$11.00**

## Paint Pens

By popular demand, we now have paint pens in stock! These are the real deal by Sanford / Sharpie. Opaque paint, acid free, water and fade resistant. Medium point tip. Great for marking fixture yokes, accessories, tools, and most turf that needs marking. Black and white standard, other colors available by special order.

<b>Paint Pen, White</b>	<b>\$3.15</b>
<b>Paint Pen, Black</b>	<b>3.15</b>


## Permacolor Dichroic Filters

Rosco dichroic glass color filters offer the greatest color saturation and filter longevity of any color filter product. Permacolor reflects unwanted portions of the spectrum whereas standard (polycarbonate) filters absorb the unwanted portion (translating to heat problems and poor gel life). Excellent for permanent fixture installations in museums, churches, retail displays, etc. Not for use with wide angle fixtures (>40°). Special color frames required. Please call for full color listing.


<b>7133 5.25" round (for 6.25" frame)</b>	<b>\$ 54.80</b>
<b>7160 6.30" round (for 7.5" frame)</b>	<b>66.25</b>
<b>7209 8.25" round (for 10" frame)</b>	<b>135.35</b>
<b>99625 6.25" Frame</b>	<b>18.25</b>
<b>99750 7.5" Frame</b>	<b>19.50</b>
<b>99100 10" Frame</b>	<b>24.50</b>



# Lighting Accessories




(A)



(B)



(C)




(D)



(E)



(F)



(G)



(H)

## (A) Rosco ImagePro

A revolutionary development in scenic projection! Easy, inexpensive solution for stunning full-color projections. Used in the iris slot of modern ellipsoidals, the ImagePro uses Ipro color slides that last for 15-50 hours depending on fixture type and artwork design. Countless applications for theatre, industrials, trade shows, museum signage, special effects, and much more. Makes previously expensive photographic projections a possibility for everyone. Full slide library viewable at [www.rosco.com](http://www.rosco.com). Custom slides done at no extra charge. DIY kit available for making slides with your Bubblejet printer.

Image Pro .....	<b>\$306.50</b>
Ipro Library Slide .....	<b>41.50</b>
Custom Slide .....	<b>41.50</b>
1-time DIY Kit .....	<b>30.75</b>
IPro Slide Film - 10 Pack .....	<b>35.00</b>
IPro Printing Pack .....	<b>238.50</b>

*(Includes 10 sheets of film and 10 DIY kits)*

## (B) Image Multiplexer

A multiprism lighting accessory for ellipsoidals that fits into a 6.25" color frame slot (Source 4, Shakespeare, etc.). Multiplies gobo projection six times, allowing a broad pattern wash from one fixture. Unique multi-image moving effects when used with a gobo rotator.

**Image Multiplexer #1450 .....\$89.10**

## (C) GAM Prismo

The GAM Prismo adds a dynamic dimension to traditional gobos. Fitting into the 6.25" color frame slot on popular lighting fixtures, the Prismo animates a fixed gobo and multiplies the image either 3 or 5 times depending upon your choice of prism. Speed can be varied by simply plugging it into your dimmer or using 6-position speed selection switch on the power supply plug. Adding gel in the color frame of your fixture or taping gel directly to the facets of the prism creates spectacular effects. Use it with a gobo rotator or the GAM Film/FX for even more variations. The Prismo rotates as slow as .875 rpm and as fast as 8.0 rpm and is supplied with an easy to change 3 or 5 facet prism.

**GAM Prismo 3-facet 120V - #T7100 .....\$565.25**  
**GAM Prismo 5-facet 120V - #T7102 ..... 565.25**

## (D) Apollo Smart Move

This is the next generation in gobo moving effects technology! In addition to simple multi-direction rotation, the Smart Move by Apollo offers an array of individual gobo movement such as stutter, earthquake, whip, swing, clock, and more! Smart Move is ideal for a broad range of applications *with or without a control board*. The Smart Move gobo rotator holds one or two "B-size" round gobos, secured by a reversible retaining ring. Smooth belt drive makes this one of the quietest rotators available. Black powder-coat 18 gauge steel chassis provides rigidity and durability. Rugged 24V power supply included. Sized to fit ETC Source 4, Selecon Pacific, Altman Shakespeare, and Strand SL ellipsoidal fixtures. All these features for a price better than most basic rotators!

Smart Move .....	<b>\$362.18</b>
Smart Move JR .....	<b>343.98</b>
<i>(for use in Source 4 JR)</i>	
Smart Move DMX .....	<b>453.18</b>
<i>(all features of Smart Move plus DMX control and indexing. Powered by 24V DC DMX power supply)</i>	
Simple Single .....	<b>272.80</b>
<i>(one gobo, CW/CCW rotation only)</i>	

## (E) Vortex Dual Gobo Rotator

An elegant, affordable, and quiet device for creating kinetic lighting effects. Unit houses two exactly crafted stainless steel gear drives with a single motor assembly to drive both assemblies. Nearly silent performance allows Vortex to be used anywhere - including retail environments! Transformer/power supply (included) can be plugged into any modern dimmer or used standalone with seven built-in speed options (2 rpm - 14 rpm). Heat-resistant handle allows safe removal of device from the fixture. Design accommodates easy access to motor assembly. Fits in the iris slot of Source-4, Shakespear, SL, and Selecon Pacific fixtures. Accepts standard 86mm steel and glass gobos ("B" size).

**Vortex .....\$443.04**

## (F) Rosco Simple Spin

Basic dual gobo rotator operated with on-board speed control or via a modern dimmer. Rotation speeds from 1/3 RPM to 24 RPM. Belt driven, nearly silent operation. Threaded Teflon gobo retainer collar makes changing 86mm-size glass and steel gobos fast and easy..... **\$368.50**

## (G) Rosco REVO

Includes all the great features of the Simple Spin, with power and DMX data served via 4-pin XLR cabling from a suitable power supply. Affords complete control of both gobos including direction, speed, and indexing via any DMX control source ..... **\$461.78**

## (H) Rosco Revopro

Designed for event and retail use. Control via DMX as with REVO above, or with on-board control system offering 100 pre-programmed effects. Effective for advanced standalone applications such as retail stores, location events, eateries, etc. .... **\$555.06**

### Need Answers?

Not sure what product is the best fit for your application? **Give us a shout!** Our team consists of professionals with many years of hands-on experience as electricians and designers.


Check out additional lighting accessories at our website:

<http://shop.bmisupply.com>

# Lighting Accessories



(A)



(B)



(C)



(D)



(E)



(F)

Right Arm,  
Empty



Right Arm, w/Source 4

## (A) GAM Film/FX

GAM Film/FX fits in the drop-in iris slot of Source 4, Shakespeare, and Strand SL to create a compact and powerful scenic projector. Easily achieve stunning special effects such as moving clouds, rain, snow, fire, water ripples, and many other scenic elements. The machined drive rollers coupled with a high performance motor provide reliable continuous performance. Control via dimmer, GAM DMX power supply, auxiliary 4-channel dimmer, or stand-alone operation. Choose between regular and slow speed (for those very slow cloud crawls). Current FX Reels to choose from: Fluffy Cloud, Fire/Waves, Streaky Cloud, Rain, Snow, Small Dots, Construction, Foilage, Heavy Rain, Water Fall, Clouds, Diamonds, Moving Breakup, Heavy Snow, and Thin Clouds.

Film/FX ..... \$553.35  
FX Reels ..... 96.00

## (B) GAM SX4

The SX4 converts a standard Source 4 to a scenic projector in the blink of an eye! Simply snap the SX4 into the rear housing of your ETC Source 4, slide your lens tube into the included front barrel assembly and the SX4 is ready to hang. The loop tray allows you to project continuous kinetic images ranging from snow and rain to fish swimming in a pond and ghosts flying overhead. There are over 30 pattern loops available. The loop tray has an integrated speed control and reverse switch. GAM SX4 gets an amazing 2000 to 4000 hour pattern life by using large drive rollers and an integrated cooling fan. The loop tray can be controlled from your lighting console using a dimmer. The gobo tray extends the functionality of the ETC Source four by allowing the use of up to 6 separate "M" size steel or glass patterns in a single fixture. Controlled via a DMX power supply or stand alone. As a stand alone pattern changer all that is required is selecting a speed, direction, and delay time.

Call for film loops list.  
GAM SX4 w/Loop Tray ..... \$1483.35  
GAM SX4 w/Gobo Tray ..... 1669.35  
Film Loops ..... 96.00

## (C) Rosco X24 Projector

This durable projector provides large-scale rippling light effects using a 200 watt arc source with an output of 5K lumens and a lamp life of 7000 hours. The effect is created by rotating two "X" size gobos off-center of the optical path resulting in a projection without a visible direction or pattern. Lens trains are available in 19, 30, 50 and 70-degree spreads. Accepts glass color filters. X24 is available in two configurations – with DMX for theatrical applications and analog-only for standalone installations. Engineered for demanding 24/7 operating environments such as theme parks, architectural installations, and museums

X24 DMX ..... \$3450.00  
X24 Analog ..... 2999.00  
X-size Gobos ..... Call for options!

## (D) Rosco I-Cue Mirror

A cost effective method for achieving greater flexibility and control with your ellipsoidal spotlight. The I-Cue mirror attachment fits into the gel slot of ETC Source 4, Altman Shakespeare, Strand SL, or Selecon Pacific fixtures. One spotlight can handle dozens of focuses throughout your production. Onboard DMX allows control directly from your lighting console. 16-bit resolution for ultra smooth and precise mirror movement. Power from one of Rosco's 24V power supply units or from available power on your existing Wybron Forerunner, Chroma Q, or most other color changer power supplies.

I-Cue ..... \$714.65

## (E) Projector Dowser

City Theatrical brings you a finely crafted dowser that takes a projector's not-so-black "video black" and gives you a true blackout. This unit is traditionally controlled with DMX-512 (via an accessory/scroller power supply), but can be locally controlled as well. Fits most video projectors. An included mounting plate allows a variety of mounting options depending on the situation at hand. Reliable and effective.

4160 Projector Dowser ..... \$460.00  
2199 Power Supply (powers 2 units) 120.00

## (F) Apollo Right Arm 3

A slick device for adding simple pan and tilt control to most conventional theatre and studio lighting fixtures, in addition to cameras, LCD projectors, and other instruments. Right Arm contains a two point balancing system that allows the use of fixtures which are front or rear heavy, without adding counterweights or modifying the fixture. An optional speed control channel provides smooth movements. Pan and tilt ranges can be defined in advance, limiting the fixture to areas that require light and improving overall accuracy. Excellent for repositioning specials, repositioning difficult-to-access cove or FOH positions, and for ongoing labor savings. Includes internal power supply for 24vDC output to scrollers, gobo rotators, etc. 5-pin XLR DMX input. 340° pan range, 270° tilt range. 26" tall (w/clamp), 15" wide, 7" deep. Weights 28 lbs. (without fixture). Fixture weight limit is 40 lbs.

Apollo Right Arm 3 ..... \$1161.00

## Rosco Power Supply Units

Rosco's power supplies (PSU) are compatible with nearly all color scrollers, gobo rotators, and other powered fixture accessories currently on the market including most Wybron scrollers, Apollo scrollers and rotators, ChromaQ scrollers, City Theatrical DMX iris, Rosco I-cue, and Rosco Indexing Rotators. The power supply units come in two formats: 200-watt pipe mount, and 50-watt portable. Each unit is rated for a constant load at its respective wattage. A detailed listing on the supply unit shows all brands and models which can be powered along with their power requirements listed by watts consumed. Features DMX and automatic 100/120/240 volt auto sensing power input. Continuous service without overheating. Compatible with emerging RDM control standard.

PSU-50 (DMX input only) ..... \$146.06  
PSU-51 (DMX in and thru) ..... 176.23  
PSU-200 ..... 804.65



# Lighting Accessories



(A)



(B)



(D)



(E)



(C)

**Looking for Wybron?**

Our dear friends at Wybron closed shop back in 2013. However, we still have parts, repairs, and gel strings readily available for Wybron gear! Give us a shout or drop us a note about your needs.



(F)



(G)

## Xpress Color Scrollers

Xpress series scrollers offer reliable performance at a remarkable price point. All units are DMX/RDM-controllable for easy integration. Data & power are delivered via 4-pin XLR from power supply. Additional features include sturdy aluminum construction, fan cooling (variable speeds, remotely controlled), front accessory tabs, black epoxy powder coat finish, safety cable, and easy addressing. 21-color LEE gel string included!

- (A) Xpress 13 (6.25" mounting plate, aperture < 5.3") ..... \$ 361.25
- (B) Xpress 19 (7.00" mounting plate, aperture < 7.68") ..... 412.25
- Xpress 26 (10" mounting plate, aperture < 10.63") ..... 582.25
- (C) PDU 6M Power Supply (up to 6 scrollers) ..... 505.75
- PDU 24 Power Supply (up to 24 scrollers) ..... 1270.75

## (D) Chroma-Q Plus Color Scroller

The Chroma-Q Plus Scroller is built on the reliability and quality of the original Chroma-Q scroller. Along with new electronics, the Chroma-Q Plus features a 20-frame capacity, LED display with push-button menu control, variable fan and scrolling speeds, and a Gel Saver mode. The scroller is supplied power and control signals by means of a PSU/Splitterbox connected via XLR 4-pin cable. Additional XLR 4-pin cables may be used to daisy chain to other units. **Dimensions:** 11.3" x 11.6" x 3.5" • **Weight:** 4.5 lbs.

- CQ1-QP Chroma-Q Plus, 7" Aperture** ..... \$401.63
- MP1 10" Mounting Plate** ..... 18.90
- MP2 7.5" Mounting Plate** ..... 18.90
- MP3 6.25" Mounting Plate** ..... 18.90
- MPU Universal Mounting Plate** ..... 61.43
- PS08 8-unit Power Supply** ..... 590.63
- 20-Frame Gel String** ..... 87.30

## (E) Apollo MXR Color Mixing Scroller

The MXR's unique color strings put a new twist on two-string color mixing. The innovative color selection and frame sequence maximize useful colors. Multiple designers can share a stage more efficiently with color changeovers between shows eliminated. Students can develop their own color tastes without being limited to the gel on hand. The direct drive 4-motor system provides quiet, smooth color transition with very low power consumption. The universal mounting plate (included) can be adjusted to fit any color frame from 6.25" to 10". Standard 4-Pin XLR connectors for power/data input and pass-thru from a compatible DMX power supply. LED menu simplifies addressing and setup. **Dimensions:** 12.75" w x 13.125" h x 3.75" d. **Weight:** 6.95lbs

- SC-SCROLL-MXR2** ..... \$843.00

**See page 37 for our extensive DMX and color scroller cabling options!**

## SmartColor PRO Scroller 7.25"

Building on the quality features of the original SmartColor scroller, Apollo has gone above and beyond with the SmartColor Pro. The SmartColor Pro is manufactured in the USA from lightweight aircraft aluminum. The larger rectangular front aperture allows for greater light output. 18-frame strings are the "standard" for SmartColor Pro, but it can accommodate up to 24-frames. Gel strings are loaded from the front allowing you to change the string without removing the scroller from the fixture. The 7.25" model includes universal mounting tabs allowing attachment to both 6.25" and 7.50" frame sizes. Addressing and local control is simplified by an LED display and push button controls. These remarkable devices use 25% less power so you can stack more scrollers on your existing Apollo SmartPower PSU.

- SmartColor PRO 5.25"** ..... \$512.53
- SmartColor PRO 7.25"** (w/universal mounting tabs) ..... 515.93
- SmartColor PRO 10"** ..... 631.30
- 18-Frame PRO Apollo 5.25" Gel String** ..... 43.20
- 18-Frame PRO Apollo 7.25" Gel String** ..... 48.00
- 18-Frame PRO Apollo 10" Gel String** ..... 67.20

*Apollo Strings - FREE for orders of six (6) or more scrollers.  
Call for pricing on non-Apollo gel strings.*

## SmartPower Power Supplies

Apollo's power supplies to serve scrollers, gobo rotators, and many other powered fixture accessories. All units feature 5-pin XLR data input, 100-260V auto sensing power input, and 4-pin XLR combined power/data output.

- SmartPower 75W** (2-SmartColor or 4-SmartMove) ..... \$ 132.72
- (E) **SmartPower 200W** (6-SmartColor or 13-SmartMove) .... 609.00
- SmartPower 400W** (12-SmartColor or 26-SmartMove) .. 882.00
- (F) **SmartPower 600W** (18-SmartColor or 40-SmartMove) .. 1155.00





(A)



(B)



(C)

### (A) Hippotizer

The Hippotizer Media Server is recognized as an excellent solution for real-time video effects, manipulation and playback. Concerts, Theatre, Opera, Television, Worship, Corporate and more – are now specifying the Hippotizer, making it “the industry’s favorite media server.” The Hippotizer is the result of working with the most demanding professionals in the live event industry. Under the skin lies award-winning software running on tested and approved hardware and a sprinkling of ingenuity when it comes to making the whole mix work together.

**Hippotizer V3 is available in various case formats to meet your needs.**

**Features include:**

- Advanced Media Management with built in batch encoding
- Class leading video playback and rendering with frame blended slow-motion
- HippoNet – Inter-unit communications protocol
- ZooKeeper – fully customizable and intuitive user interface
- Advanced Timeline functionality
- UberPan multi-screen management system
- Full audio support
- ScreenThief – remote screen capture utility
- Frame-accurate synchronization across multiple servers
- Black Level Compensation and color calibration
- HMap2 – lighting console integration
- Automation – synchronize video with moving stage elements
- Can be controlled via DMX, MIDI, RS232 and TCP/IP protocols
- Scheduler / Clock
- Live media updating
- Soft-edge blending
- Live video input as standard with input options including 4 channel SDI input card (HD and Stage only)
- PixelMapper – Mapping of video onto LED fixtures
- ScreenWarp for projection onto non-linear surfaces
- Rugged custom built case

*All Hippotizer Media Servers are priced on an application by application basis. Please call or email!*

### ArKaos Media Servers

BMI Supply is proud to bring you the full line of ArKaos products, including Stage Media Server and associated MediaMaster software. Call or email today for a customized quote for your venue!

**NEW!**

**BOXLIGHT** is one of the best values in projector technology. BOXLIGHT has been developing and manufacturing award-winning projectors since 1985. BOXLIGHT offers industry leading live technical support available 24 hours / 7 day per week / 365 days per year – for the lifetime of the product (just like our favorite leader in lighting technology!) Lamps are covered under warranty for 90 days and all BOXLIGHT projectors are covered by a three (3) year warranty.

### (B) Boxlight PRO5000SL

Pro5000SL is ideal when you need a bright projector with options. Available lenses start from a 1.8:1 throw ratio and go clear to a 4.1:1 throw ratio making this projector fit your needs. Recommended throw distances of 3.9' to 34.6'. Diagonal image sizes between 40" and 300". HDTV and EDTV compatible with signals at 480i/p, 525i/p, 576i/p, 625i/p, 720p, and 1080i.

**PRO5000SL (w/1.8 - 2.3:1 lens) .....\$4198.00**

### (C) Boxlight PRO7501DP

The Pro7501DP is an ultra-bright DLP projector for use in large venues and high ambient light environments. This dual lamp projector offers an economy mode operating on only one lamp at a time to extend lamp life and reduce energy consumption. We include the 1.78 – 2.35:1 standard lens. Optional 0.744:1, 1.33 – 1.79:1, 2.22 – 4.43:1, and 4.43 – 8.3:1 lenses allow the Pro7501DP to fit most situations. Recommended throw distances of 3' to 80'. Diagonal image sizes between 40" and 500". HDTV and EDTV compatible with signals at 480i/p, 720p, 1080i. Many additional bells and whistles!

**PRO7501DP (w/1.78 - 2.35:1 lens) .....\$7574.00**

	PRO5000SL	PRO7501DP
Resolution	XGA (1024x768)	XGA (1024x768)
Brightness	5000 Lumens (Standard) 4000 Lumens (Economy)	7500 Lumens (Standard)
Contrast Ratio	5000:1	3000:1
Lens	Manual lens (zoom/focus) *Please specify lens at time of order.	Powered lens (Zoom/Focus) Powered Lens Shift (Horizontal/Vertical)
Inputs	DVI-I w/3.5 mm Audio x1 VGA w/3.5 mm Audio x1 S-Video x1 Composite Video x1 Audio (3.5 mm) x2 RCA R/L Audio x1 USB x1 RS232 (9-pin) x1 RJ45 (LAN Control) x1	DVI-D (HDCP) x1 VGA (DB-15) Component 1 - BNC x 5 Component 2 - RCA x 3 S-Video (mini din) x 1 Composite Video (RCA) x1 Audio (video) - RCA x 2 (S-video) RCA x 2 (Component video) Audio (3.5mm) - DVI-D x1 VGA x 1 5BNC x 1
Weight	25 lbs	45 lbs
Dimensions	18.9" x 14.2" x 5.7"	20" x 15.3" x 7.7" (WxDxH)
Accessories	Remote control, User manual, Power cord, RGB cable, Lens cap	Remote control, AC power cord, VGA cables, Lens cap, Owner's manual CD



# Electrics



**(A) Birdies (PAR 16)**

Small, compact PAR 16 unit with E17 intermediate screw base socket and 18" tail w/molded Edison connector. Very handy for theatrical and architectural applications where space is limited. Uses JDR type lamps (not included). Available in black or chrome finish. Color frame included. UL Listed!

**PAR 16 Birdie** ..... \$34.23

**Altman Steel PAR Cans**

These rugged PAR fixtures feature heavy gauge steel construction. Tough black powder coating, hinged rear cover for lamp access, spring-loaded color frame lock, 36" bare pigtail, 360° beam rotation lamp holder. All models include color frame and safety cable. Lamp information included for reference (lamps not included). UL and cUL listed.

**PAR38 (various lamps, medium screw base)** ..... \$72.38

**PAR56 (300W/500W, narrow/med/wide)** ..... 76.23

**(B) PAR64 (500W/1000W, very narrow(1k)/narrow/med/wide)** ..... 80.08

**(C) Economy PAR Cans**

These general purpose PAR cans feature lightweight aluminum construction, positive-locking yoke, ceramic sockets, safety screen, color frame, and installed Edison plugs. Available in polished aluminum or matte black enamel finish. UL/ETL listed. PAR56 can be used with 300W or 500W lamps. PAR64 can be used with 500W and 1000W lamps.

**PAR56, Edison, Black or Silver** ..... \$41.00

**PAR64, Edison, Black or Silver** ..... 43.00

**(D) ETC Source FourPAR**

Combining innovative reflector design with the revolutionary HPL 375, 575, or 750 HPL Lamp, Source FourPAR redefines wash lighting. Utilizing a unique, die-cast aluminum reflector and enhanced coatings, Source FourPAR delivers equal or better light output than conventional 1,000 watt PAR 64s and a smooth, even field. Power usage is reduced by up to 45 percent. Changing beam angles is simply a matter of snapping in one of four low cost lenses. Source FourPAR's compact design means more units can be mounted on a pipe or fit into a truck. Combined with reductions in power and cable requirements, it is perfect for touring. Comes complete with color frame and a set of 4 lenses. BMI Supply also includes choice of safety cable and lamp.

**Source FourPAR EA INCLUDES LAMP - Specify Please** .... \$169.90

**Source FourPAR MCM INCLUDES LAMP - Specify Please** 284.10

**(E) Altman Star\*PAR**

The die-cast Star\*PAR is a rugged, lightweight alternative to conventional PAR64 luminaires. The highly polished specular reflector has been designed to operate most efficiently with the new generation of 750-watt tungsten halogen lamps. The fully rotational lens holder easily accepts a variety of lenses, and the lenses are interchangeable tool-free. The removable, two-slot accessory holder has a self-closing, self-locking retaining latch for safety. A stylish modern-industrial appearance and ergonomically designed function controls add to the appeal of this versatile luminaire. Available with medium 2-pin socket (GLA, GLC, FLK, etc) or HPL socket.

**Altman Star\*PAR w/G9.5 2-pin socket** ..... \$169.40

**Altman Star\*PAR w/HPL socket** ..... 169.40

**(F) Ghost Light**

Traditional theatrical lighting fixture! This solidly built unit has a laser-cut steel boom base, casters, center pipe mast, and protected screw-base socket housing. Also features a 10' lead cord with Edison plug for easy plug-in. Built-to-order, please allow a couple weeks lead time.

**Ghost Light** ..... \$295.00

# Electrics



**(A) Altman Micro Flood**

A lightweight soft edged light that produces a narrow to wide beam up to 15 feet away. It uses MR-16 dichroic lamps, die cast aluminum components, and has a dimmable transformer. Colorframe, Edison plug, and safety cable included. ....**\$137.06**

**(B) Altman #100 3" Fresnel**

This "Inkie" features a 3" heat resistant fresnel lens, cast aluminum body, double contact bayonet socket for 100W lamp, slide adjustment focus, 36" lead, cast base; color frame, safety cable included. Throw: 5' - 15'. ....**\$110.88**

**(C) Light Source Utility Light LED Fresnel**

Using a 100W white LED source and a 6" Fresnel lens, this fixture puts out a wide, even pool of light that rivals 500W traditional sources. Features tough extruded aluminum housing, on/off rocker switch, gel slot, universal 100V-240V AC power supply, 20' detachable lead cord, 6500 lumen output. Measures 13.75" tall x 10.25" wide x only 3.25" thick. Usefull as a work light or general wash. 11.5 lbs.

**LED-WL100CB** (cool white) ..... **\$676.60**

**LED-WL100WB** (warm white) ..... **676.60**

**(D) Altman 65Q 6" Fresnel**

Popular Fresnel featuring sheet steel construction, screw or slide focus, medium prefocus socket. **New! You can have the 65Q outfitted with an HPL socket and use the same lamp inventory that your Source 4s use. Retrofit kits also available.** Includes: color frame and safety cable. UL listed for 500 or 750 Watts. Throw distance: 10' - 30'. Beam: 16° - 70°.

**65Q Slide Focus w/MPF Socket** ..... **\$117.04**

**65Q Slide Focus w/HPL Socket** ..... **134.75**

**Retrofit Kit to convert to HPL Socket** ..... **63.84**

**165Q Screw Focus (MPF)** ..... **175.56**

**Altman 75Q 8" Fresnel**

Same as 6" Fresnel except: From 6.3' dia. to 25' dia. at a throw distance of 30' . Includes color frame and safety cable. UL listed for 1000 Watts. Throw distance: 20' - 40'. Beam: 12° - 45°.

**75Q Slide Focus** ..... **\$242.55**

**175Q Screw Focus** ..... **261.80**

**(E) Tempo f650 plus Fresnel**

Compact 4" high efficiency Fresnel. This well constructed fixture is made from extruded aluminum and sheet steel for years of service. The unique sliding top cover makes lamp access a breeze. Insulated rear handle and focus knobs make focusing hot fixtures safe and easy. Includes color frame and safety screen. Uses the 650w 120v FRK Lamp. 7° - 60° beam spread. 9lbs.

**Tempo f650 plus** ..... **\$185.30**

**(F) ETC Source 4 Fresnel**

Using proven HPL lamp technology, the ETC S4 7" Fresnel provides soft-edged area lighting with user-friendly controls, energy-efficiency, and superb build quality. Features an adjustable-balance yoke, enclosed accessory slot (no light leak!), and easy-to-use focusing mechanism. Re-lamping is easy via access through a bottom door...no need to break focus to change lamps. Price includes color frame, safety cable, and your choice of HPL lamp!

**ETC S4 Fresnel (Black) INCLUDES LAMP** ..... **\$308.10**

**(G) ETC Source 4 PARnet**

With the PARnet, ETC introduced a new category of fixture to the lighting world - a fixture with the function of a Fresnel and the power of a Source 4 PAR. With its unique wave lens design and precision focusing knob, the PARnet lets you quickly access a 25° - 45° beam spread. Excellent heat management through die-cast aluminum construction, sealed reflector housing, and integral heat sink fins. Computer designed reflector facets are molded directly into casting, finished with an enhanced aluminum deposition process, and polished for maximum reflectance. Uses same HPL family of lamps as other Source 4 products. Smooth, soft, symmetrical field is perfect for down washes. Weighs only 8 lbs. Includes color frame, safety cable, your choice of lamp.

**PARnet INCLUDES LAMP - Specify Please** ..... **\$224.90**

**(H) ETC Source 4 PARnet HID**

ETC offers an energy-efficient, long-lasting lamp HID version of their popular Source 4 PARnet fixture. Excellent for permanent displays, museums, TV studios, and architectural projects where theatrical lighting features are needed and space is at a premium. 12,000 hour average lamp life keeps maintenance costs low. 70W or 150W lamp saves considerable energy vs. 575W or 750W tungsten sources. Features same capabilities as regular Source 4 PARnet fixture. Black and white are standard colors; aluminum finish available at an additional charge. Lamp and color frame included along with bare power pigtail. Specify 70W or 150W CDM.

**ETC Source 4 PARnet HID** ..... **\$577.50**






# Electrics



INCLUDES LAMP!

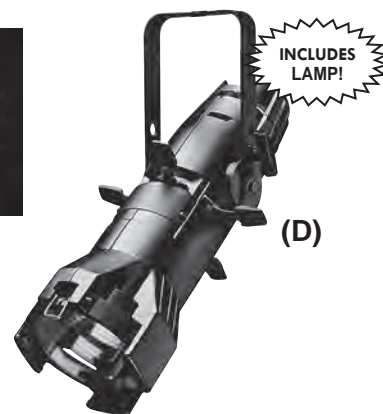
(A)



(B)




(C)



INCLUDES LAMP!

(D)



(E)

Call or email for package pricing on Source Fours and accessories.



(F)

## (A) ETC Source Four Ellipsoidal

The Source Four high performance ellipsoidal spotlights are the go-to standard for modern entertainment lighting. The Source Four uses a high efficiency, compact filament lamp; the HPL375, 575, or 750. It delivers a flat, intense field. The molded borosilicate reflector is coated with dichroic layers which allow 95% of visible light to be reflected, yet 90% of infrared energy (heat) is transmitted through the reflector. The body is constructed of die cast aluminum with a high temp black paint. Because the body and lens tubes are modular, you can change a 19° fixture to a 50° fixture by just switching lens tubes. The rotating gate and shutter assembly allows fast alignment of patterns. Supplied with color frame, c-clamp, safety cable, and your choice of HPL lamp.

Source 4 - 19°, 26°, 36°, or 50° INCLUDES LAMP .....	\$319.70
Source 4 - 14°, 70°, or 90° INCLUDES LAMP .....	446.40
Source 4 - 5° INCLUDES LAMP .....	574.70
Source 4 - 10° INCLUDES LAMP .....	465.70
Source 4 Lens Tube - 19°, 26°, 36°, or 50° .....	121.20
Source 4 Lens Tube - 14°, 70°, or 90° .....	239.20
Source 4 Lens Tube - 5° .....	340.60
Source 4 Lens Tube - 10° .....	266.50
Source 4 Zoom - 15° - 30° or 25°-50° INCLUDES LAMP ..	510.90

## (B) ETC Source Four HID Ellipsoidal

For museums, TV studios, and architectural applications, ETC offers energy efficient non-dim HID (high intensity discharge, aka metal halide) versions of their renowned Source 4 Ellipsoidal fixtures. The 70W and 150W metal halide fixtures boast all of the Source Four-series' famous cool beam, excellent imaging, crisp pattern projection, even field, interchangeable lens tubes, rotating barrel, three-plane shutter assembly, and rugged die-cast aluminum construction. The Source Four HID offers a long-life 12,000-hour lamp for low maintenance — perfect for locations that can't be reached often or easily. Source Four HID uses a yoke-mounted 70W or 150W electronic ballast with an overall efficiency of greater than 90%. Over the life of the fixture, you'll save hundreds in labor, lamp, and energy expenses. Available in all standard fixed-angle and zoom Source 4 sizes. Black and white are standard colors; aluminum finish available at an additional charge. Lamp and color frame included along with bare power pigtail. Specify 70W or 150W CDM.

S4 HID 19°, 26°, 36°, or 50° .....	\$690.00
S4 HID 14°, 70°, OR 90° .....	795.00
S4 HID 5° .....	952.50
S4 HID 10° .....	817.50
S4 HID ZOOM (15°-30° OR 25°-50°) .....	1020.00

For lens tube (barrel) options, please see Source Four Ellipsoidal listing on this page.

## (C) ETC Enhanced Definition Lens Tube (EDLT)

When your lighting situation requires even more precise optics for projecting images, gobos, and logos, the Source Four EDLT (Enhanced Definition Lens Tube) is a valuable addition to your Source Four inventory. The EDLT attaches easily to any new or existing fixed-focus Source Four ellipsoidal spotlight. While increasing light output up to 10%, EDLT also provides heightened sharpness and improved contrast to images when the Source Four is used as a pattern projector. EDLT is available in 19°, 26°, 36°, and 50° angles.

ETC EDLT 19, 26, 36, or 50 .....	\$203.50
----------------------------------	----------

## (D) ETC Source Four Jr.

Source Four Jr. is the answer for venues where premium beam quality and energy savings are vital, but budget constraints are also at the fore. Source Four Jr. uses the same 575 watt HPL Lamp as the ETC Source Four. This makes it easy to mix installations while keeping spare lamp inventory costs to a minimum. Source Four Jr. also uses the same color frame as Source Four, so the same sized gel and accessories work with both fixtures. Source Four Jr. is available in three versions, with 26°, 36°, and 50° field angles. Includes pipe clamp, color frame, and safety cable.

S4 Jr. 50°, 36°, or 26° INCLUDES LAMP - Specify Please ..	\$209.80
S4 Jr. 25 - 50 zoom INCLUDES LAMP .....	265.80

## (E) ETC Source 4 Jr. HID

ETC offers an energy-efficient HID version of their popular Source 4 Junior fixture. Excellent for permanent displays, museums, TV studios, and architectural projects where theatrical lighting features are needed and space is at a premium. 12,000 hour average lamp life keeps maintenance costs low. 70W or 150W lamp saves considerable energy vs. traditional 575W or 750W tungsten. Features same capabilities as regular Source 4 Junior fixture including 6.25" color frame / accessory slot, pattern slot, and iris slot. Black and white are standard colors; aluminum finish available at an additional charge. Lamp and color frame included along with bare power pigtail. Specify 70W or 150W CDM.

S4 Jr. HID 26°, 36°, or 50° .....	\$509.25
S4 Jr. HID 25°-50° Zoom .....	582.00


## (F) ETC Source Four Mini

**NEW!**

The Source Four Mini is everything you expect from an ETC fixture — ease of use, superior optics, crystal-clear image projection and a bright, even field — but packaged in a tiny fixture that's just one-tenth the size of a traditional Source Four. At just 9" long, the 50-watt Source Four Mini can go anywhere: museums, retail outlets, restaurants, light labs, children's theaters and other small-scale installations. Available in four field angles: 19°, 26°, 36° and 50°, with a 2.5-inch diameter lens. The portable version featured here comes with a miniature C-clamp, E-sized pattern holder, gel media frame, and 50W lamp.

ETC Source 4 Mini Portable .....	\$227.15
ETC Source 4 Mini Lens Tube only .....	50.05

# Electrics



**(A) Altman Micro Ellipse**

A lightweight framing spotlight that produces a narrow to medium beam up to 15 feet away. Using the MR-16 lamp, it's ideal for architectural and display uses. Shutters for beam shaping and a pattern slot are standard. Colorframe, safety cable, and Edison connector included .....**\$223.30**

**(B) Altman 3.5Q Axial Ellipsoidal**

Features two heat resistant plano convex lenses, aluminum diecast and sheet metal construction, axially mounted socket. Includes: color frame and safety cable. Wattage: 500, throw distance 10' - 50'. Available in 3.5 x 12, 10, 8, 6, 5 (beam: 18°, 23°, 28°, 38°, 48°). **Now also available with HPL socket option!**

**3.5Q w/G9.5 med. 2-pin socket.....\$215.60**  
**3.5Q w/HPL socket .....215.60**

**(C) Q325 3.5" Variable Focus Ellipsoidal**

This is a compact and cost-friendly framing spotlight & pattern projector. Precision optical lens system is adjustable to 18°, 25°, and 40° beam angle configurations. Also features stainless steel shutters and pattern slot (M-size, steel or glass). Great for small black box spaces or light labs. Uses 500w EHD lamp or energy-efficient 375w HX400/GLG lamp. Fixture includes color frame and safety cable.

**TSL Q325 Ellipsoidal, Black .....\$216.00**

**(D) Altman 360Q 6" Ellipsoidal**

Features aluminum diecast and sheet metal construction, axially mounted TP22 socket, super reflector for improved output and sharp focus. Includes: color frame, safety cable. UL listed for up to 750W. Throw: 30' - 70'. 6 x 22, 16, 12, 9, 4.5 x 6.5 (beam: 11°, 19°, 26°, 37°, 50°). **Now also available with HPL socket option!** This is a workhorse fixture at a great price.

**360Q w/G9.5 med. 2-pin socket.....\$210.98**  
**360Q w/HPL socket .....210.98**  
**360QX with easy focus speed cap installed ..... 267.96**

**(E) Altman Phoenix Ellipsoidal**

Altman has crafted an ellipsoidal fixture with an impressive feature lineup. Foremost, the Phoenix can be purchased for use with HPL lamps or traditional 2-pin G9.5 lamps (GLA, GLC, etc). Altman also developed a locking shutter system that holds your focus. Lens barrel and enclosed accessory holder rotate a full 360° giving your electricians total control. Minimal light leakage, durable die-cast aluminum and sheet metal construction, interchangeable lens tubes (can even use competitor tubes!), tilt angle markings, and anti-reflective lens coatings are among the additional features. Made in the USA. Includes bare lead, safety cable, color frame. Specify HPL or G9.5 socket when ordering.

**Altman PHX 19°, 26°, 36°, or 50° ..... \$323.40**  
**Altman PHX 5° ..... 577.50**  
**Altman PHX 10° ..... 462.00**

**(F) Altman Outdoor Ellipsoidal**

Altman's Outdoor Ellipsoidal is a zoom ellipsoidal with a UL listing for wet conditions. It is fully equipped with framing shutters, pattern projection capabilities, and internal/external accessory options for color media, louver, donut, scroller or douser. The removable lid makes it easy to adjust or change the lamp. An internal accessory outlet provides power to available DMX devices. Uses a 70 watt or 150 watt 12,000 hour CDM lamp (not included). Includes a pedestal mount, black safety cable, color frame, donut and pattern holder. Optional mounting brackets and custom colors are available. Approximately 33" long, weighs 35 lbs.

**Outdoor Ellipsoidal 15° - 35° ..... \$1347.50**  
**Outdoor Ellipsoidal 30° - 55° ..... 1347.50**

**(G) ETC Source 4 XT Outdoor Fixture**

ETC has combined the renowned Source 4 optical system with a watertight housing to create the Source 4 XT HID Zoom Outdoor Ellipsoidal. XT uses a 12,000 avg. hour CDM lamp (included) for low maintenance performance in difficult-to-access outdoor locations. Extruded aluminum housing is easily removable for access to shutter cuts, pattern projection, focus, and more. Ballast housing is watertight and tilts for convenient lamp change. IP65 rated, UL and cUL listed. Measures 30.9" x 10.2" x 19.5" (yoke at 90°). 39.5 lbs. Black, White, and Bronze available.

**ETC Source 4 XT 15° to 30° ..... \$2263.95**  
**ETC Source 4 XT 25° to 50° ..... 2263.95**





# Electrics

## Borderlights, Cyc Lights, LEDs...Where do I begin?

There are a myriad of options for broad area washes and cyc/wall washes. Advances in LED technology have resulted in even more choices! Wondering what instrument best fits your application? Feel free to call any of our sales managers to discuss your venue's needs. We're happy to provide no-hassle help to ensure your production or display looks terrific.



### (A) Altman R40 Borderlight

The R40 is a multi-lamp, compartmented striplighting device designed for use as a general wash of light. The luminaire is available wired for either 3 or 4 circuit operation for color separation or blending. The R40 Borderlight is manufactured in portable lengths of 6', 3 or 4 circuit; 7.5', 3 circuit; and 8', 4 circuit. The R40 is also available in custom lengths and custom circuitry with sockets on 6" centers. The luminaire can be used as a toning or fill light or for cyclorama lighting from both top and bottom. Floor trunions, combo frames, and safety cable included.

R40 - 6'-0" section (3 or 4 circuit) .....	\$392.70
R40 - 7'-6" section (3 circuit) .....	496.65
R40 - 8'-0" section (4 circuit) .....	531.30
5-5/8" Glass Roundel smooth or 50° .....	22.68

### (B) Altman Zipstrip

Compact borderlight using MR-16 low voltage dichroic reflector lamps. Compartmented for color separation with neon indicators to identify lamp failure. Also features spring-loaded lamp holder with push-on 2-pin socket, narrow profile ideal for tightly spaced linesets, extruded aluminum wiring channel. Comes complete with floor trunions, color frames, and safety cable.

2' 2" 10 Lamps, 1 circuit .....	\$ 392.70
4' 3" 20 Lamps, 2 circuit .....	762.30
6' 4" 30 Lamps, 3 circuit .....	1012.55
8' 5" 40 Lamps, 4 circuit .....	1332.10
ZSCFT Castered Floor Trunion .....	63.18

### (C) Brightline Fluoro Wash Fixture

Brightline SeriesONE S1.4 fixture is engineered to work in the digital video recording environment as well as other studio applications where soft, cool lighting is desirable. Developed around energy-efficient fluorescent lamp technology, this durable lightweight fixture uses four 55W/21T5/2G11RS lamps. These 55 watt advanced phosphor lamps are available with color temperatures ranging from 3000K to 5600K. Lamps are rated for 10,000 and 8,000 hours, making this a low maintenance fixture. The S1.4 fixture has an onboard DMX controlled dimmer (other dimming options are available), 12' power cord with Edison connector, safety cable, c-clamp, and your choice of horizontal, vertical, or compact yoke. Dimensions: 24.3" w x 7.8" h x 9.1" d.

S1.4 w/DMX, Horizontal .....

### (D) Times Square Sunset Striplight

The Sunset strip is a rugged welded steel striplight fixture that uses 75-watt 12V MR-16 lamps and provides an even wash of lighting. At 4.75" wide x 6" tall, this compact unit fits comfortably in tightly spaced linesets. Each circuit of 10 lampholders is wired in series, allowing standard 120V service for power. 1, 2, 3, and 4 circuit versions available. Features ejector style lampholders, front mounted neon indicators to quickly identify lamp failures, spring loaded flippers for color frame access, power in & thru, and trunions that double as floor mounts or hanging arms. Standard 75-watt lamps (not included) are EYC (40°), EYJ (24°), and EYF (14°).


#716-10 - 2' Sunset Strip (10 lamp, 16lbs) (shown) .....	\$ 391.50
#716-20 - 4' Sunset Strip (20 lamp, 30lbs) .....	769.50
#716-30 - 6' Sunset Strip (30 lamp, 45lbs) .....	1012.50
#716-40 - 8' Sunset Strip (40 lamp, 58lbs) .....	1336.50

### (E) ETC MultiPAR

ETC took the basic reflector and interchangeable lens design of its Source 4 PAR EA fixture and fashioned it into the MultiPAR washlight/borderlight. Constructed from die cast and extruded aluminum, the MultiPAR offers a full range of very narrow to wide flood beams without purchasing four different lamps. Available as a 3-cell/3-circuit, 4-cell/4-circuit, or 12-cell striplight that is field configurable as a 3 or 4 circuit strip. Instead of a heavy and clumsy continuous striplight, a handful of 3 cell MultiPAR's light your stage! Saves focus time for multi-color downlight washes. Uses readily available range of HPL lamps common to ETC Source 4 fixtures. Comes complete with color frames and four lens set for each cell.

MultiPAR-12 (shown above) .....	\$2398.70
MultiPAR-4 .....	1336.30
MultiPAR-3 (shown above) .....	1062.40

# Electrics



### (A) Times Square Lighting S100 Wash

The S100 Wash is designed for applications where a broad wash of light is needed in a limited amount of space. At only 4.5" wide x 4.5" tall x 3" deep the S100 can fit into small spaces behind doors and entryways. A hinged accessory holder and tempered clear glass lamp shield are included. Accepts 100 watt ESR and ETD lamps or 150 watt ETC and ETF lamps (not included). Color frame and barndoor are available.

**S100 Wash** .....\$70.83

### (B) Altman Q-Lite

Open-face fixture for use in spaces where maximum light output and beam are required for fill or flood lighting. Includes standard yoke, safety screen, color frame and safety cable. 6-3/4"H (with yoke) x 11-1/2"W x 6-3/4"D (with barndoor). 1kW produces a very broad beam which will uniformly illuminate an area 25' x 43' at a distance of 10' with a center intensity of 56fc. Safety screen included.

**Q-Lite** .....\$180.95  
**QLBD4 Barndoor** ..... 35.64  
**Q-Lite JR.** 650W version, includes 3' lead & barndoors ..... 161.70

### (C) 160 14" Focusing Scoop

Produces diffuse soft edged beam which varies in diameter from 13.5' to 20.7' at a distance of 7.5'. Wattage: 500, 750, 1000. Beam: 32° - 70°. Field: 84° - 108°. Includes safety cable and color frame. .... \$292.60

### (D) Times Square Lighting Worklight

Times Square Lighting's W575 and W150 are compact, wide angle flood lights that are ideal for general lighting and washes. The W575 model uses the popular stage and studio GLA, FLK and FLK/X lamps (not included) and is dimmable. The W150 model uses the long-life, 12,000-hour CDM150/T6/830 lamp (not included) and is non-dimmable. The compact 7.5"x7.5"x7-7/8" size allows this fixture to be located where older, higher wattage fixtures might not fit while delivering high light output. Features include a multi-position yoke, removable color frame and an integral glass safety shield. Available in black, white or silver finishes.

**W575 Worklight** .....\$202.50  
**W150 Worklight** ..... 351.01

### (E) Osram Kreios LED Worklight

This has become one of the more popular fixtures with BMI Supply's customers. The KREIOS FL Work Light fixture provides high-quality illumination of large work spaces with 80% greater energy efficiency than traditional light sources by consuming only 60W of power. 3000K color temperature matches traditional tungsten sources. IP65 outdoor rating, passive cooling, and UL certification ensure many years of reliable performance under a wide range of environments and applications. 40,000 hour rated life, 100V-277V auto-ranging power supply built-in, and dimmable to ~ 10% level with most dimming systems. Black case, 2' bare lead cord, gel holder included.

**Kreios FL LED Worklight**.....\$295.65

**NEW!**

### Times Square Broadway Cyc

The Broadway Cyc is a dependable fixture designed with an asymmetrical reflector to provide a brilliant, even wash of light for cycloramas and backdrops. This unit features adjustable lampholders which accept lamps of three different lengths, up to 1500 watts. A simple joiner bracket allows multiple units to be ganged together to build a multi-cell fixture that is easy to focus and maintain. A variety of yokes and other hanging hardware are available to accommodate various overhead and groundrow configurations. Excellent heat management affords easier handling than many cyc fixtures. Measures 14" x 8" x 12" with single yoke. 15 lbs.

**720 Broadway Cyc** ..... \$209.25  
**720YK-1 One cell yoke w/hardware**..... 18.90  
**720YK-2 Two cell yoke w/hardware** ..... 34.02  
**720YK-3 Three cell yoke w/hardware** ..... 40.50  
**720YK-4 Four cell yoke w/hardware**..... 64.80  
**720-UT Trunnions w/hardware (pair)**..... 32.40

### (F) Altman Skycyc

Workhorse cyc fixture by Altman. 12' spacing typical for broad, even distribution. High efficiency reflector, UL listed for up to 1500W per cell, multiple mounting configurations. Lamp at 1000W or 1500W. Comes complete with pipe clamp, yoke, color frame, safety cable and safety screen.

**1 Section**.....\$323.40    **3 Section**..... \$ 839.30  
**2 Section**..... 592.90    **4 Section**..... 1070.30

### Altman Ground Cyc

Workhorse ground row cyc fixture! Spring loaded color frame doors compartmented for color separation. Asymmetrical distribution for even cyc washes. Lamp at 300W, 500W, 750W, or 1000W per cell. Luminaire available in 1 lamp through 12 lamp configurations with single to 4 circuit wiring. Safety screen, color frames and floor trunnions included.

**1 Compartment, 1 Circuit**.....\$246.40  
**2 Compartment, 2 Circuit**..... 369.60  
**3 Compartment, 3 Circuit**..... 565.95  
**508 Hanging iron and clamp** ..... 42.12/pair

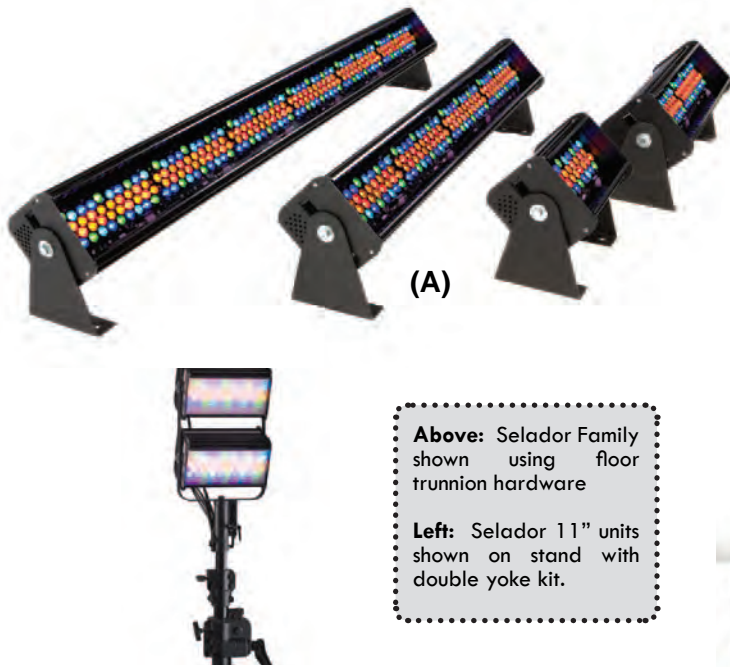
### (G) Altman Econocyc & Focusing Cyc Light

A lightweight, compact, and versatile luminaire designed to provide an even wash of light on cycloramas and backdrops. Can link together to form a multiple cell fixture. Adjustable lampholders accept various length lamps, 300W - 1500W. Focusing version features tilting reflector for easy adjustment. Measures 12"H x 12.5"W x 9.25"D, 10.5 lbs. Single cell includes safety screen, color frame, safety cable, and interconnect latches. **Yoke kits now include mounting hardware.**

**EC-1 Single Cell Econocyc** .....\$169.40  
**FC-1 Single Cell Focusing Cyc**..... 383.46  
**FC-1Y 1 Cell Yoke w/Pipe Clamp** ..... 34.02  
**FC-2Y 2 Cell Yoke w/Pipe Clamp** ..... 46.98  
**FC-3Y 3 Cell Yoke w/Pipe Clamp** ..... 56.98  
**FC-2X2Y 4 Cell Yoke w/Pipe Clamp (2 over 2)** ..... 72.09




# Electrics



(A)

**Above:** Selador Family shown using floor trunion hardware

**Left:** Selador 11" units shown on stand with double yoke kit.



11" Model w/yoke

21" Model w/yoke

(A)



42" Model w/hanging brackets

63" Model w/hanging brackets

## (A) ETC Selador Classic LED Fixtures

ETC's Selador range of LED fixtures offer cutting-edge 7-color LED mixing which provides more comprehensive output in the visible spectrum than most other LED fixtures. Selador fixtures achieve more balanced whites, allowing colors in scenery and costumes to read more accurately to your audience. All units feature 50,000 hour average life LEDs, sturdy extruded metal housings, smooth dimming, advanced thermal management, 8 control channels (7 colors + intensity), 100V to 240V 50/60Hz internal power supply, 5-pin DMX in/out, and Powercon power input. All units are available in 11" (1 cell), 21" (2 cells), 42" (4 cells), and 63" (6 cells) lengths. Available in black and white (standard) and silver (optional). Many diffusion lens and mounting options are available! See "Accessories for ETC Selador" on the bottom right side of this page.

### ETC Selador VIVID-R LED Fixture

Vivid-R is the color AND intensity specialist in the Selador series of fixtures, delivering brilliant bold saturated colors that only LEDs can offer. Vivid-R combines high-power Luxeon® Rebel LEDs and high-efficiency lenses for a strong, cutting beam of light and maximum color production. With the low heat output of the Selador Series, you can have your colors blazing without ever overheating your talent. Vivid-R provides even higher light output than the original Vivid fixture -- while using less power!

Vivid-R 11" .....	\$1131.00
Vivid-R 21" .....	2024.10
Vivid-R 42" .....	3705.00
Vivid-R 63" .....	5265.00

### ETC Selador LUSTR LED Fixture

Lustr is the white light specialist in the Selador series of fixtures, delivering theatrical-quality whites and "watercolors" that render pigments and skintones in their natural appearance. Lustr uses Luxeon Rebel 2.5W LEDs.

Lustr 11" .....	\$1131.00
Lustr 21" .....	2024.10
Lustr 42" .....	3705.00
Lustr 63" .....	5265.00

### ETC Selador PALETTA LED Fixture

Paletta is the jewel-tone specialist in the Selador series of fixtures, engineered to deliver deep, rich, saturated colors typically not available with other LED fixtures. However, Paletta can also match warm tungsten white light and tinted gel colors. Paletta uses Luxeon Rebel 2.5W LED emitters.

Paletta 11" .....	\$ 928.20
Paletta 21" .....	1677.00
Paletta 42" .....	3315.00
Paletta 63" .....	4875.00

## ETC Selador Pearl LED Fixture

Building on the success of the Selador line, ETC is please to introduce the Pearl fixture to the lineup. Pearl serves as a dedicated "white" LED fixture for general area washes in stage and studio applications. Pearl employs a mix of 3200°K and 5700°K LEDs to afford the user a range of useful color temperature outputs. Produces nearly 3500 lumens with just 125 watts of energy consumption. With ETC's range of flexible add-on lenses, you can vary the horizontal and/or vertical spread anywhere from 17° to 80°. Available in the same sizes as other fixtures in the Selador family.

Pearl 11" .....	\$1131.00
Pearl 21" .....	2024.00
Pearl 42" .....	3705.00
Pearl 63" .....	5265.00

## ETC Selador Fire & Ice LED Fixtures

The Vivid **Fire** and Vivid **Ice** LED illuminators continue the intense powerhouse color of ETC's Selador Series fixtures. Fire delivers spicy warm red-orange-yellow colors, while Ice cools down the stage with brilliant, soulful shades of blue. Designers can satisfy their need for saturated color and blend seamlessly with conventional-fixtures' gel output for spectacularly lush washes of light. Reap the benefits of stunning LED color and dramatic wattage reductions. In a typical color application these fixtures consume 70 watts of power compared to their tungsten counterparts at 575 watts.

Vivid ICE 11" .....	\$1131.00
Vivid FIRE 11" .....	1131.00
Vivid ICE 21" .....	2024.00
Vivid FIRE 21" .....	2024.10

## Accessories for ETC Selador

SELTRU Trunion Kit .....	\$58.11
SELYOKE11 Yoke Kit for 11" .....	43.29
SELDYOKE11 Double Yoke Kit for 11" .....	62.40
SELYOKE21 Yoke Kit for 21" .....	45.63
SELDYOKE21 Double Yoke Kit for 21" .....	85.80
MPARHBK Hanging Bracket Kit .....	70.20
11" Spread Lens .....	15.60
21" Spread Lens .....	23.40

Spread lenses available in horizontal or vertical orientation with choice of 20°, 30°, 40°, 60°, or 80° spread angle.

# Electrics



### (A) ETC Source 4 LED Profile

ETC merged their LED fixture development with the industry-standard Source 4 fixture body to create a powerful, energy-efficient fixture backed by ETC's service standards. LED configurations include Lustr+ color mixing, tungsten-white, and daylight-white. Robust Luxeon LED emitters are rated for 50,000 hours. On-board, user-friendly control interface offers multiple modes and fixture settings. Up to nine (9) fixtures may be linked together on one 15A non-dim circuit! The units featured here include the LED engine and shutter gate assembly along with a PowerCON lead cord with your choice of bare end, stage pin, Edison, or twistlock termination. Add your desired ETC Source 4 EDLT (enhanced definition lens tube) to complete the fixture.

**Source 4 LED Lustr+** fixtures are based on the Selador x7 Color System (six colors plus high-intensity white) to achieve broad-spectrum output that brings to life colorful scenic paints and costumes. Create rich colors (far better than scrollers) as well as theatrical tints all with one fixture.

**Source 4 LED Tungsten White and Daylight White** fixtures offer optimized white-only output at 3000°K and 5600°K, respectively. Use gel or dichroic glass for colored output. Great for TV studios and theatrical use where white light is predominantly used.

ETC Source 4 LED Lustr+ w/shutter gate.....	\$1995.00
ETC Source 4 LED Tungsten w/shutter gate .....	1995.00
ETC Source 4 LED Daylight w/shutter gate.....	1995.00
ETC S4 19°, 26°, 36° EDLT .....	\$203.50
ETC S4 50° EDLT for S4 LED .....	239.20
ETC S4 14°, 70°, or 90° Lens Tube (EDLT).....	239.20

### (B) ETC Source 4 CYC Light Attachment

Here is a nifty development from ETC that converts the Source 4 LED engine (no shutter gate or lens tube) into a cyc wash fixture! This lens & mirror attachment takes LED engine output and diffuses it up a wall or cyc. The result is a smooth, even wash with the superb additive color mixing benefits of the Source 4 LED. Neighboring units blend effortlessly for a clean look. For a small price, you drastically improve the versatility of your Source 4 LED engine.

ETC Source 4 CYC Attachment.....	\$ 316.00
ETC Source 4 LED Lustr+ ENGINE ONLY (no shutter gate) ....	1950.00

*CYC Attachment NOT compatible with traditional Source 4.  
Use with Source 4 LED only.*

**NEW!**

### (C) ETC Desire D22 LED Wash Fixture

Little sibling to the D40 and D60 fixtures described below. Great for applications where a smaller fixture is needed, but you do not want to sacrifice superb performance. 22 total emitters, available in a variety of LED arrays based on your color or white light needs. Below are portable models for c-clamp mounting. Track and canopy versions also available.

ETC D22 Lustr+.....	\$776.10
ETC D22 Studio HD (white with tint-control) .....	776.10

### (D) ETC Desire D40 LED Wash Fixture

LED lighting does not have to be ugly! ETC's Desire D40 Series LED fixtures produce brilliant, high-quality, efficient light in a PAR-like fixture body. With the unparalleled x7 Color System, Desire fixtures create a balanced blend of deep, saturated colors or natural white that can be combined into a rig with conventional fixtures or used by itself. Intuitive built-in control functions include quick setup options so you can quickly and easily adjust the luminaire's performance. ETC has also included an innovative "red shift" option allowing Desire fixtures to mimic a tungsten fade. Using the built-in color-pickers on ETC lighting control consoles, you can pick a gel match for the Desire fixtures to produce or you can modify the color to get the exact shade you want. D40 features 40 LED emitters and is convection cooled (no fans!). DMX in/thru, Powercon in/thru. Available with VIVID color array (most saturated colors), LUSTR+ (versatile color including lighter tints for theatre), FIRE (dedicated warm/red), and ICE (dedicated cool/blue). **Outdoor and Studio versions also available!**

ETC D40 VIVID.....	\$1400.10
ETC D40 Lustr+.....	1400.10
ETC D40 Fire .....	1400.10
ETC D40 ICE.....	1400.10


### (E) ETC Desire D60 LED Wash Fixtures

Big sibling to the D40 LED wash above. Slightly larger fixture with 60 total LED emitters. This one is fan-cooled. Fantastic total light output for the fixture cost (the best of any ETC LED fixture). Great for bright color down washes, backlight system, or to augment a white-light system with color-changing capabilities. Available in same LED configurations as D40. **Studio versions also available.**

ETC D60 VIVID.....	\$1712.10
ETC D60 Lustr+.....	1712.10
ETC D60 Fire .....	1712.10
ETC D60 ICE.....	1712.10



# Electrics



## Altman Spectra Cyc

The Altman Spectra Cyc series are cyclorama wall wash luminaires using red, green, blue and amber (RGBA) LED emitters to achieve a stunning palette of rich cyc colors. Designed for theatrical and architectural applications, the Spectra Cyc blends colors via a patented LED lens which reduces color rainbowning from direct view. The on-board power supply allows for direct power & data input which can be daisy chained from unit to unit. The Spectra Cyc is compatible with both DMX and RDM protocols, and comes complete with a library of pre-programmed single colors to various color mixes. Units can be deployed as floor units or as hanging (sky) units using the optional yokes. All units include Powercon pigtail with male Edison plug, black safety cable. Made in the USA, ETL listed. **RGBW, 3K white, and 3K-6K tunable white also available.**

**(A) Spectra Cyc 50** - This is a compact unit with an LED array totaling 50 watts of power. Can be used on Altman Smart Track. Up to 30 units can be daisy chained together. Weighs 7 lbs and measures 7.2" x 6.9" x 8.3". **This model includes yoke (no clamp).**

**Spectra Cyc 50 ..... \$674.25**

**(B) Spectra Cyc 100** - The original size Spectra Cyc. 100 watt LED array offers excellent output. Designed to be used on 8' centers max. Up to 20 units may be daisy chained together. Weighs 11 lbs and measures 11.5" x 11.2" x 7.5".

**Spectra Cyc 100..... \$1346.25**  
**Yoke for Spectra Cyc 100 #SSCYC100-YOKE..... 40.50**

**(C) Spectra Cyc 200** - The big boy in the Spectra Cyc series. 200 watt LED array offers significant punch for larger applications. Up to 10 units may be daisy chained together. Can be placed on 10' max centers. Weighs 18 lbs and measures 25" x 11.2" x 7.5".

**Spectra Cyc 200..... \$2249.25**  
**Yoke for Spectra Cyc 200 #SSCYC200-Yoke ..... 60.75**

**More LED Fixtures!**

BMI Supply carries additional LED fixtures by Robert Juliat, Elation, Lightronics, Apollo, and more! **Call or e-mail to discuss your specific needs.**

## (D) Altman Phoenix LED

This is the latest LED-based fixture from the hardworking team at Altman. The Altman Phoenix LED Profile Spots are state of the art luminaires in function, style, and efficiency. These Profile Spots have been designed and engineered with a number of innovative details and features enhancing versatility and efficiency without sacrificing performance. Fully locking shutters and a 360° rotating barrel help keep your fixture's focus intact and easy to attain, and with virtually no light leak from the fixture you won't have to worry about any extra light illuminating unwanted parts of the ceiling. Features durable die-cast aluminum and sheet metal construction, Powercon lead cord, and enclosed accessory holder. Ideal for theatres, special events, and television studios. 250 watt power consumption, 26.45 lbs. An impressive fixture when compared to a traditional ellipsoidal, even using white light or light tints. Stunning when compared to dark gel colors.

### Available with four (4) different LED arrays:

**RGBA (red/green/blue/amber)** - Great for theatre, concerts, and events where the priority is a rich color palette and saturated colors.

**RGBW (red/green/blue/white)** - Especially good for theatrical performances where lighter tints and white light play a key role in the lighting design.

**3000°K White** - A dedicated white light fixture that matches other tungsten sources (like the regular Phoenix, Source 4, etc). Use gel for color.

**5600°K White** - A dedicated white light fixture that matches "daylight" color temperature. Great for studios with discharge sources or other daylight sources.

**All fixtures include lens tube, c-clamp, safety cable, and Powercon lead cord with male Edison plug. Black is standard, but you can also choose white or silver at no extra charge. A great value!**

**Phoenix LED Profile - 19°, 26°, 36°, or 50° ..... \$1462.50**  
**Phoenix LED Profile - 10° ..... 1597.50**  
**Phoenix LED Profile - 5° ..... 1710.00**

## (E) Altman Spectra Cube

Powerful and versatile performer in a sleek square package. The Spectra Cube is a 50 Watt LED wash fixture using red, green, blue and amber or white LED emitters (RGBA or RGBW, your choice). Designed for theatrical and architectural applications, the power supply is convection cooled without the use of fans to provide silent, long term, high output performance. The on-board power supply also allows for direct power & data input which can be daisy chained through 30 units. Designed for use on 4' centers, individual units can be linked side by side for greater saturation of light. Units are made for floor, portable, or track mount applications. Includes Powercon pigtail with male Edison plug, black safety cable, and acrylic lens. 5 lbs. Additional spread lenses available.

**Spectra Cube 50W ..... \$674.25**



**Check out the new range of economical LED fixtures from Blizzard Lighting!**

**(A) Chroma-Q Color Force 12**

Building on the winning features of the Color Force 48" and 72" batten fixtures (see below), Chroma-Q launched the versatile Color Force 12 fixture. This compact unit features two (2) RGBA cells (12 LEDs each) in a svelt 12" body. A single low-noise fan handles cooling. Produces cold blues and hot reds from a single fixture, ideal for a wide range of lighting applications. 2400 lumen output leads the industry for a fixture this size. 23° native beam angle; Cyc (80° x 30° spread) and borderlight (60° x 60°) lenses available Weighs 9 lbs.

<b>Color Force 12</b> .....	<b>\$1209.60</b>
<b>CF12 Cyc Lens</b> .....	<b>49.14</b>
<b>CF12 Border Lens</b> .....	<b>49.14</b>

**(B) Chroma-Q Color Force 48" & 72" Battens**

The Color Force LED batten/borderlight boasts unparalleled output and color-mixing smoothness for a cyc/wall LED fixture. With up to 12,000 lumens output (Color Force 72), this fixture easily washes up to 26'. The advanced RGBA (red-blue-green-amber) LED color mixing guts offer a seemingly unlimited color palette. Plentiful control mode options include RGB, RGBA, RGBA Magic Amber, and HSI (hue-saturation-intensity). Also features advanced theatrical-grade dimming for steady performance even at intensities under 20%. Color Force units have a built-in power supply, smart cable management, extruded aluminum body design, 5-pin XLR data in/out, 12° native beam angle (lenses available), and up to 25,000 hour avg LED life. Color Force 48 is 4' long, housing eight (8) RGBA modules for a total of 192 LEDs. Color Force 72 is 6' long, housing twelve (12) RGBA modules for a total of 288 LEDs. Color Force 48 weighs 33 lbs., Color Force 72 weighs 49.5 lbs.

<b>Color Force 48 w/cyc lens</b> .....	<b>\$4120.20</b>
<b>Color Force 72 w/cyc lens</b> .....	<b>4767.53</b>

**(C) Chroma-Q Color Charge PLUS**

The Color Charge PLUS is a battery powered LED fixture in a portable package. 50% brighter than the original Color Charge! 900 lumen RGBA (12 total LEDs) color module with built-in wireless W-DMX control capabilities. Advanced NiMH battery can last for up to 30 hours and handles up to 1,000 recharges. The LED module itself is "future-proof"; the head unit is interchangeable should LED improvements yield a more powerful source. Features 5-pin XLR in/out for wired DMX connections, black anodized aluminum enclosure, convection cooling, 22° beam angle, 25,000 hour avg LED life, and 16 lbs total weight. 5.5" x 9" x 11".

<b>Color Charge PLUS</b> .....	<b>\$1318.28</b>
--------------------------------	------------------

**Blizzard HotBox RGBA & RGBW**

HotBox puts out a ton of light with 7x 10-watt 4-in-1 LEDs. The 4-button LED control panel also allows total control over the fixture including master/slave settings, sound active mode, built-in programs, auto mode, custom color mixing, and user adjustable fade/strobe effects. The HotBox also comes equipped with powerCON compatible power input/output & 3-pin DMX connections! Native 25° beam spread can be diffused to ~45° with optional filter. Weighs just 3.5 pounds and is only 4 x 5 x 5 inches (7.25 inches tall including the brackets)! Available with RGBA or RGBW LED array. Great for small venues, black box theatre, and more.

<b>HotBox RGBA</b> .....	<b>\$199.99</b>
<b>HotBox RGBW</b> .....	<b>199.99</b>
<b>Diffusion Filter</b> .....	<b>14.99</b>

**(D) Blizzard HotBox EXA**

5-in-1 LED's are cool...but where do you go for that little EXTRA push? With the compact HotBox EXA, you'll get the advantage of 7x 15-watt **RGBAW+UV 6-in-1 LEDs**, advanced electronics, a rugged cast aluminum housing, and the flexibility of secure mounting with dual hanging brackets. At just 4" x 5" x 5" and weighing 3.5 lbs, this unit will fit most anywhere. Onboard control panel, 3-pin DMX connections, powerCON compatible power connections, and more. Great bang for the buck.

<b>HotBox EXA</b> .....	<b>\$269.99</b>
-------------------------	-----------------

**(E) Blizzard RokBox EXA**

Big brother to the HotBox EXA above. The RokBox EXA ups the ante significantly with 18 x 15-watt **RGBAW+UV 6-in-1 LEDs**. Features the same rugged aluminum case, dual bracket, advanced electronics, smooth dimming, and plentiful baked-in control programs. Pulls double-duty as a punchy wash unit and for UV effects.

<b>RokBox EXA</b> .....	<b>\$599.99</b>
-------------------------	-----------------

**(F) Blizzard Puck V12**

The Puck V12 by Blizzard Lighting is a flat "PAR" can that uses 12 x 15-watt bright 5-in-1 **RBGAW** (red, blue, green, white, amber) LEDs. Each LED grouping is behind a single lens, resulting in beautiful color mixing without funky shadow issues. This sleek and powerful unit features a sturdy cast aluminum chassis and double-yoke (for hanging or floor use). 3-pin DMX, IEC power in/thru. 25° beam angle.

<b>Puck V12</b> .....	<b>\$329.99</b>
-----------------------	-----------------

**(G) Blizzard Puck Pro Zoom**


Puck Pro Zoom takes flat LED PAR cans to the next level with fast, precise zoom capabilities, exceptional output, and color mixing of 14x 4-in-1 "quad-color" **RGBW LEDs**. Features industry-standard powerCON® compatible input/output connectors, rugged aluminum chassis, and a carry handle which doubles as a secure fastening point for safety cabling. An alpha-numeric LED control panel gives the user easy access to the Puck Pro Zoom's many options and modes.

<b>Puck Pro Zoom</b> .....	<b>\$399.99</b>
----------------------------	-----------------



# Electrics


For DMX and other power/data cables, see page 37



(A)

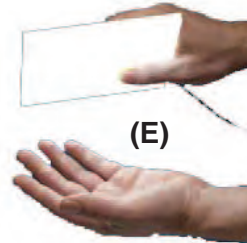


(B)



(C)

(D)



(E)



(F)



(G)

## (A) ColorBlaze TRX LED Striplight

The ColorBlaze TRX is a robust, high-performance linear LED fixture that produces a beautiful wash of light. Ideal for cycloramas, TV studios, theatres, casinos, and exhibits. Available in both 2' and 6' lengths. The on-board auto-switching power supply and 5-pin XLR and RJ45 data in/out connectors make the ColorBlaze TRX a snap to set up and program. The mounting brackets and locking knobs allow 165° rotation, locking, and adjustment. Using **updated RGBAW (red-green-blue-amber-white) LED technology**, the ColorBlaze TRX washes large areas with far-reaching, rich, saturated colors. No more buying cyc gel, no more replacing lamps, and your electric bill will be happy too. Advanced manufacturing techniques and **Chromasync™ technology ensure superior color consistency from unit to unit**. 10° native beam angle can be spread with diffusion lenses. Most fixture components are field-serviceable and replaceable, making this a smart fixture for touring and other demanding environments.

ColorBlaze TRX 2' .....	\$2699.10
ColorBlaze TRX 6' .....	6299.10

## (B) ColorBlast 12TRX Theatrical LED Fixture

ColorBlast 12TRX is a compact wall-wash fixture that produces rich, uniform colors and dramatic color changing effects using Philips/Color Kinetics patented LED technology. **Updated TRX version features greater color possibilities and output using RGBAW LEDs. Onboard touch menus offer direct access to fixture functions including self-test, diagnostics, and more.** ColorBlast 12TRX fixtures are designed for the demands of most entertainment venues, featuring a black powder coat finish, replaceable lens, protective face cover, prewired 4-pin XLR connector for low voltage power & DMX signal, and a housing that readily accepts various clamps. 23° beam spread with soft lens, 10° beam spread with clear lens. Produces 1577 lumens while drawing 50W. Measures 8" x 14" x 3". Use with City Theatrical series of Power Supply units (PDS-375-TRX or PDS-750-TRX) for reliable, straightforward operation. Traditional ColorBlast options also available.

ColorBlast 12TRX .....	\$732.26
------------------------	----------

Other ColorBlast features & options available  
Call or email to discuss!

## City Theatrical PDS-TRX Power Supply Units

The feature-rich TRX power supplies by City Theatrical offer comprehensive control options for Color Kinetics fixtures. These units can be controlled with all popular Ethernet protocols including ACN, Art-Net, or KiNET, as well as traditional DMX-512. Built-in ShoW DMX receiver allows wireless DMX control as well. Built-in three port managed switch provides Ethernet pass-thru to downstream devices. LCD screen user interface makes for pain-free setup. Onboard addressing eliminates the need for additional programming tools. User programmable scenes allow the PDS-TRX to run stand alone routines. Uses standard 4-Pin XLR for power/data output, 5-Pin XLR connectors for DMX in/out, and EtherCon for ethernet in/thru. Also features a USB port for easy firmware updates via USB stick. PDS-375 TRX supports up to six (6) 50W fixtures (Colorblast 12 TRX, for example); PDS-750-TRX supports up to twelve (12) 50W fixtures. Internal 100-240VAC auto sensing power input with PowerCon connector:

(C) PDS-375-TRX (6 outputs) .....	\$1493.80
(D) PDS-750-TRX (12 outputs) .....	2328.00

## (E) Rosco LitePad HO+

Only 8mm thick, the LitePad HO+ is a slim profile white LED light source that will fit where typical fixtures cannot. Updated "+" version is ~1.75 times brighter than original HO. HO+ is ideal for illuminating hazardous areas such as stairs and platform edges, behind scenic windows and doors, or for special effect props. Also useful for still photography! Available in daylight or tungsten color temperatures. 60,000 hour average life will give you many years of service. Additional accessories including mounting brackets and eggcrates available, please call or email.

LitePad HO+ 3"x6" #20306 .....	\$ 145.00
LitePad HO+ 3"x12" #20312 .....	219.00
LitePad HO+ 6"x6" #20606 .....	219.00
LitePad HO+ 6"x12" #20612 .....	419.00
LitePad Single Inline Dimmer .....	125.00

## (F) Rosco LitePad AXIOM Kits

LitePad Axiom is a Litepad-style LED light specifically designed for filmmakers, videographers and still photographers. Its metal housing is designed to protect the light source and make mounting solutions quick and easy. The back of the housing has a universal mounting system allowing the LitePad Axiom to be affixed with brackets to C-Stands or mounted with Velcro, rubber bands or other conventional methods. The housing includes a gel slot for adding Roscolux or Cinegel color or diffusion. An interior connection assures secure electrical connection. The slim profile, low heat, and superb quality of light make LitePad Axiom a top choice.

**Pro Gaffer's Kit** - The most comprehensive of all the LitePad AXIOM kits. Includes a mix of twelve (12) LitePad Axioms and a wide range of accessories including eggcrates, lenses, color filters, brackets, storage case, and more. .... **\$3704.00**

**Digital Shooter's Kit** - Developed for the videographer, contains all the LitePads and accessories needed to create a full three-point lighting setup (including stands), all in a compact easy-to-carry (or wheel) case. .... **\$2849.00**

Please contact us for additional kit information!

## (G) Miro Cubes by Rosco!

Uber compact LED cubes that pack a punch! Available in a variety of LED arrays, all featuring an even wash without multicolor shadows. Stand-alone modes, master/slave, multi-unit ganging, smooth dimming, built-in power supply, countless other neat features. Powercon in, DMX in/thru (5-pin). 80,000 hour LED lumen maintenance. Includes lens kit (15° to 70°). ETL listed. The brightest out there for the size.

Miro Cube 4C (RGBW) .....	\$ 831.25
Miro Cube WNC (variable white 2.8K to 6.5K) .....	831.25
Miro Cube UV (blacklight) .....	1401.25



Toll Free: 800.836.0524

Online: [shop.bmisupply.com](http://shop.bmisupply.com)



**(A) COLORado 1-TRI Tour**

A useful and cost-effective LED wash fixture that boasts 14 3-watt tri-color LED engines, eliminating the multi-color shadows caused by many LED fixtures. Features various control modes including RGB (red-green-blue), HSV (hue-saturation-value), RGB + dimmer, and RGB + dimmer + strobe. Also offers color temperature presets (3200°K to 10,000°K), built-in programs, five different dimming curves, LED display, Powercon in/thru, 3-pin DMX in/thru, and a crafty double-yoke that can also serve as a floor stand. 17° beam angle, 88 watts max power consumption. Measures 8" x 9.6" x 9.6". Weighs 9 lbs.

**COLORado 1-Tri Tour ..... \$399.99**

**(B) COLORado 1-QUAD Tour**

The Colorado 1 QUAD tour builds on the success of the 1-TRI Tour by adding a white LED to each LED engine in the unit, improving the overall brightness and color possibilities. Like the TRI Tour, the QUAD Tour's unique LED engines offer fully-mixed color (no multi-color shadows). Features built-in power supply, electronic dimming (5 dimming curves), various color control options, DMX in/thru, Powercon in/thru, double-bracket yoke, 25 deg field angle. 81W total max power draw. 1520 lx @ 5 meters (~ 140 footcandles).

**COLORado 1-QUAD Tour ..... \$529.99**

**(C) COLORado 2 Zoom Tour**

This powerful fixture, with 61 LED emitters, packs a punch like the original Colorado 2 Tour and adds a fantastic zoom capability. Zoom range is 8 degree to 35 degree, allowing use of this fixture for washes or to highlight key areas. Features red, blue, green, and white (RGBW) LEDs for broad color possibilities. 214W total power consumption (@ 120V). Spot: 5000 lx @ 5 meters (~ 460 footcandles). Flood: 620 lx @ 5 meters (~ 58 footcandles). DMX in/thru, Powercon in/thru, double bracket yoke.

**COLORado 2 Zoom Tour ..... \$1099.99**

**(D) COLORado 2-QUAD Zoom Tour**

The COLORado 2-Quad Zoom Tour features 14 quad-color RGBW 15-watt LEDs, a versatile digital or manually controlled zoom range, and color temperature presets from 3,200K to 10,000K. The versatile zoom range (6°-30°) and five dimming curves allows creative freedom to use the fixture as a beam, wash, or both. Secure Neutrik® powerCON® and 3-pin and 5-pin DMX input/output connections.

**COLORado 2-QUAD Zoom Tour ..... \$1139.99**

**(E) WELL Quad M**

Powerful battery-powered uplighting by Chauvet. Bright 40-watt RGBA LED engine powered by advanced lithium-ion battery also features built-in wireless DMX and IR control (remote included!). 10-hour battery life at full output. Reflective silver finish to blend with decor. DMX in/thru via both 3-pin and 5-pin XLR. Lots of other bells and whistles! Includes fixture, charger, remove, rain cover.

**WELL Quad-M ..... \$1039.99**

**WELL Quad-M 6-pack (w/flight case!) ..... 6399.99**

**(F) Ovation C-640FC Cyc**

Ovation™ C-640FC by Chauvet is a great replacement traditional tungsten-halogen cyc lights. It can create any color in the gel books while consuming less considerably less power than conventional fixtures. Moreover, you will eliminate the need for almost nightly gel changes due to burnout. Ovation CYC is theatre-ready with 16-bit dimming control (of each color) as well as a master dimmer. The LED source consists of red, green, blue, amber, and white LEDs (RGBAW) which yields a powerful arsenal of color mixing possibilities. LEDs are well-suited to generating super saturated deep colors and the Ovation CYC is no exception. With 2 separately focus-able sections on top of each other, you can achieve excellent blending between units and adjust how high the unit throws up your cyc without sacrificing intensity at the bottom. Gel frames are included for using additional frost filters as needed. Powercon power input and pass-thru, DMX in/thru (both 3-pin and 5-pin), strobe functions, multiple dimming modes, stand-alone control, and more.

**Ovation Cyc C-640FC ..... \$1179.99**

**(G) Ovation E-190WW Profile**

Powered by 19 @10-watt LEDs, Ovation E-190WW by Chauvet delivers an excellent white light with a warm color temperature (3000°K) and a beautiful flat field. It also features beam shaping shutters, a gobo/effect slot and lens barrels that are interchangeable with other popular ERS fixtures. Selectable dimming curves ensure smooth fading cues that intermix well with the output of conventional theatre fixtures. This is a cost-effective way to get started with LED sources for your profile spot needs. At just over 200W total power consumption, this unit consumes 1/3 the power of a traditional ellipsoidal but maintains similar intensity. Continue to use your existing gel stock without worrying about burnout. 50,000 hour rated life expectancy (that's 17+ years if you ran it everyday for 8 hours straight). Features DMX in/thru (3-pin and 5-pin), Powercon in/thru, built-in dimmer, strobe, nearly silent operation, and auto-sensing power supply. Weighs 16.4 lbs. CE, MET approved. Includes pigtail with Edison plug and your choice of 19°, 26°, or 36° lens tube.

**Ovation E-190WW - w/19°, 26°, or 36° lens tube ..... \$1459.99**

**Ovation E-190WW - no lens tube ..... 1319.99**

**(H) Ovation F-95WW Fresnel**

Here's another Chauvet LED unit we were impressed with in our demo room. Ovation F-95WW features a compact and lightweight design that delivers a beautiful soft flat field with high-quality glass optics. Ovation F-95WW is built to work in a variety of stage and TV applications. Its fantastic zoom range of 10° to 54° and soft, warm white wash make it a versatile replacement for aging six-inch fresnels. Quiet operation and smooth dimming control make it a smart choice for any theatrical and/or studio application. Continue to use your gel stock and never worry burnout or blowing a lamp. You'll also drop your power needs from at least 500W per fixture down to 108W. Not bad! The usual DMX in/thru (3 and 5-pin), Powercon in/thru, strobe, dimmer, etc. Includes lead cord with Edison plug. 14 lbs.

**Ovation F-95WW ..... \$799.99**



# Electrics



(A)



(C)



(B)



(D)

## (A) RevEAL Profile Junior

One of the first LED profile makers in the industry, Prism Projection now offers the Prism Profile JR unit. Born from the **award-winning RevEAL Profile**, this luminaire is capable of over 10,000 field lumens while consuming under 250W. In "Eco" mode it still packs a wallop at 6300 field lumens while only needing 142 watts to do so. RevEAL Profile JR offers a variable color temperature range (2,700°K-6,500°K), adjustable focus from hard to very soft edge, and swap-able lens tube (compatible with popular industry ellipsoids). It also offers four shutters, fine gobo projection, DMX, Art-Net, local control, and universal AC input (90-260 VAC). RevEAL products produce an extended color gamut using a five-color mixing process: red, green, blue, cyan and amber. The advanced optical algorithms produce amazingly pure and consistent colors. The Profile employs a real-time tri-stimulus optical feedback sensor, which, through constant monitoring of the light output, ensures precise and accurate color. All of Prism Projection's RevEAL products produce a fully-blended LED beam. They combine multiple LED colors into a single (source) beam, thus eliminating color separation and unpleasing striations in the beam and delivering uniform and consistent beam quality. **Enhanced version offers 95 CRI and a broader color palette. Call to discuss package pricing for this fine lighting product.**

RevEAL Profile JR Standard (19°, 26°, 36°, 50°) ..... **MSRP \$2750.00**

RevEAL Profile JR Enhanced (19°, 26°, 36°, 50°) ..... **MSRP \$2850.00**

## (B) RevEAL Studio.3 Fresnel

Dedicated "white" Fresnel fixture in Studio line by Prism that can be tuned from 2700° to 8000°K. With an output of over 9700 lumens, the RevEAL Studio.3 offers an unreal 8°-90° degree manually adjustable beam with fully-functional barn doors for true Fresnel performance. In addition, the RevEAL Studio.3 features local, DMX, and ethernet control of CCT, intensity, and white +/- correction. Engineered for professional lighting design in broadcast, film, event, and theatrical applications.

RevEAL Studio.3 ..... **MSRP \$2995.00**

## (C) SeaChanger Tungsten Profile

The SeaChanger Color Engine is a CYMG (Cyan Yellow Magenta Green) color changer for ETC Source Four ellipsoids, fitting between the reflector and lens modules. The award-winning SeaChanger Color Engine uses the most robust and highest transmission dichroics available. These filters allow the user to control the color, intensity and saturation of theatrical lighting to unprecedented levels of precision, brightness, and versatility. SeaChanger fills a niche between inexpensive yet color-limited gel scrollers and higher priced moving lights. Further distinguishing SeaChanger from other dichroic color changers is its Extreme Green color filter, which increases the color gamut to include deeper blues, ambers, and greens. Almost every gel color can be matched. The SeaChanger is self-contained with an internal power supply, DMX in/out, and RDM capability. It does not require cooling fans, offering nearly silent operation. Periodic cleaning is as easy as removing a few screws. Source 4 not included.

**Size/weight:** 7.0" x 11.5" x 29.5", 20 lbs

**Power input:** Internal 110/220 VAC auto-sensing (auto -switching).

**Control:** 8-bit DMX512 5-pin XLR.

**Efficiency:** White Light > 85%

**Color mapping:** Nearly infinite color mapping within a gamut of the CIE triangulated color space

**SC Tungsten Profile** ..... **\$1650.00**

## (D) SeaChanger Tungsten Wash

In a perfect blend of Fresnel and Color Changer, the SeaChanger Wash brings all the features of the original SeaChanger color engine to a soft, variable focus wash light. Using your existing Source Four Ellipsoidal rear casting and lamp burner assembly, the SeaChanger wash allows for a 20° to 70° zoom via the integral optics. SeaChanger Wash comes standard with the xG (extreme green) filter or choose the dower wheel for full range mechanical dimming. Compatible with all standard Source Four light sources (HPL 575, HPL750, and CDM). DMX can be addressed via RDM or using the onboard display. Source 4 not included.

**SeaChanger Tungsten Wash** ..... **\$1650.00**

# Electrics



(A)



(B)




(C)



(D)



(E)



(F)

**NEW!**

### (A) Robe Pointe

The Robe Pointe fixture offers brightness, speed, and versatility. It has a sharp parallel beam that cuts through the air and across video with ease. It can project a static or rotating glass gobo to produce precision in-air and surface images with an even focal plane. Add in either rotating, 6-way linear, or 8-way circular prisms to create wide reaching and mesmerizing effects. There's more --- drop in the frost filter and use any of the 13 rich colors to create a smooth even wash. The Pointe has an output far greater in size, quality, and power than seems possible from it's small, lightweight body...due largely to the efficient short arc 280 W discharge source and the Robe optical configuration. Auto-sensing power supply, DMX in/thru (along with compatibility with other major control protocols), 2000 hour lamp life, and lots more top-of-the-line specs. See our website for full details!

**Robe Pointe**..... \$5170.50

### (B) Robe Robin DLX Spot

The ROBIN DLX Spot uses a unique RGBW LED light source producing color outputs brighter than a 1200 Watt discharge unit, but with a typical power consumption of only 250 Watts. Max power consumption is 520 Watts with RGBW all at full (white). The optical system produces a smooth, high-quality light output of rich, beautiful colors. "Virtual color wheel" consists of 237 pre-programmed colors plus various white outputs. Also features versatile zoom of 10° - 45° degrees, combination of static and rotating gobo wheels, variable frost, three-faceted prism, super fast iris, full-range dimming, and variable strobe. Includes built-in auto-ranging electronic power supply, 3-pin and 5-pin DMX in/thru, Powercon power input.

**Robin DLX Spot**..... \$7290.00

### (C) Robe ColorSpot 250AT

Modeled after the flagship ColorSpot1200AT, this updated unit offers seven (7) rotating gobos, ten(10) replaceable dichroic color filters, 3-facet ultrafast prism, motorized focus, quiet operations, smooth gobo & prism movement, and ROBE reliability. Improved optics using MSD 250/2 lamp (included) offers very punchy output. 3-pin and 5-pin XLR for DMX in/out. 8-bit or 16-bit operation. Pan 530°, tilt 280°. Weight: 52lbs.

**ColorSpot 250AT**..... \$2988.90

### (D) Robe ColorSpot 575 AT

ColorSpot 575AT mirrors the superb features, styling, and reliability of the ColorSpot 1200AT series. Improved optical system and dichroic glass reflector increases light output. New software enables ultra smooth rotation of gobos and prism. ColorSpot 575AT also has user selectable 8-bit or 16-bit resolution for gobo indexing, prism indexing, and the dimmer/shutter. Other features include:

- Color Wheel #1 with 9 fixed dichroic filters + open
- Color Wheel #2 with 8 replaceable dichroic filters (including 3200°K and 5600°K color correction and UV filter)
- Static gobo wheel with 9 replaceable steel gobos
- Rotating (indexable) gobo wheel with 7 replaceable glass gobos
- 3-facet rotating prism with variable speed and direction
- Motorized iris and focus
- 530° Pan / 280° Tilt

**ROBE ColorSpot 575 AT**..... \$5256.90

### (E) ETC Revolution

With its amazing 16°-36° zoom range, the Revolution can be used in overhead or front-of-house positions. Patented QuietDrive motors offer silent operation. Quick-change 750W HPL lamp allows you to replace a bad lamp without opening up the fixture or affecting the lamp focus - simply twist and remove. Some of the other "basic" features of the Revolution are a 540° pan / 270° tilt range, 16°-36° zoom range, on-board dimmer, 24 frame capacity Wybron-made gel scroller, beam edge control, and global voltage compatibility. Ships with standard ETC Gelstring.

Unique to the Revolution are two module bays that expand the fixture's capabilities. Modules include onboard auto-sensing electronics (e.g. the Revolution will know what module is inserted). Present module offerings include: **Iris Module**, **Static Gobo Module** (3 position plus open wheel using either M-sized gobos or dichroic color filters.) **Rotating Gobo Module** (3 position plus open wheel with rotating/indexing of the gobos.) **Shutter Module**.

**ETC Source 4 Revolution**..... \$3591.90  
Includes 5' pigtail w/o conn.

**Iris Module**..... 507.00

**Static Gobo Module**..... 429.00

**(F) Rotating Gobo Module**..... 643.50

**Shutter Module**..... 1431.30

**QXL 77 Lamp**..... 34.75



**We are proud to carry the Clay Paky line of fixtures!  
Give us a call to discuss the high-quality offerings from  
this pioneering manufacturer.**



# Electrics



(A)



(B)



(C)



(D)



(E)



(F)



(G)

## (A) Blizzard NorthStar SPEC-Z

A budget-friendly moving wash zoom fixture using 37 @ CREE RGBW 10-watt LEDs. The NorthStar SPEC-Z's superior zoomable 13-45° beam angle capability allows the fixture to flourish in short and long throw applications, seamlessly transitioning from broad coverage to a narrow beam. NorthStar SPEC-Z's easy-to-use 5-button LCD control panel and highly attractive housing with PowerCon compatible in/out power connectors make this a truly professional fixture. Also features remarkably fast movement, superior color mixing, three zones of LED control, strobe function, dimmer, DMX in/thru (3-pin), and much more.

**Blizzard NorthStar SPEC-Z** ..... \$2799.99

## (B) Chauvet Q-Spot 560 LED

Q-Spot 560-LED is a precise, feature-rich moving yoke with a bright, even output and a lighter-than-average weight in its class. The combination of dual gobo wheels, a richly saturated color wheel, variable iris, and a three-facet prism enables advanced effects and smooth gobo morphing. Fitted with three 60-watt long life diodes, Q-Spot 560-LED is a solid choice wherever punchy, razor-sharp projections are needed in concerts, retail, club, church, or theatre environments. Auto-ranging power supply, 3-pin and 5-pin DMX, weighs 44 lbs.

**Chauvet Q-Spot 560 LED** ..... \$1739.99

## (C) Martin Rush PAR 2 Zoom

The RUSH PAR 2 RGBW Zoom is a bright single-lens LED PAR Can with fully premixed color from 12 RGBW 10-watt LEDs and a spectacular 10° - 60° motorized zoom. It offers electronic dimming and strobe and comes with a flexible bracket for floor or truss mounting. Features electronic dimming, strobe, temperature-controlled quiet fan, 5-pin XLR connections for DMX, Powercon in/thru, numerous color presets, and durable aluminum housing. Max power consumption is 151-watts. We've seen this fixture and it is a winner.

**Martin Rush PAR 2 Zoom** ..... \$845.78

## (D) Martin MAC Aura

The Martin MAC Aura is an award-winning wash light offering powerful performance. The result of out-of-the-box creative thinking, it is the first LED moving head wash light to combine multicolor beam LEDs (RGBW) with a backlight LED array that takes the synthetic look out of LED wash lights. Use the fixture as a powerful single-lens wash or employ a separate set of individually controllable multicolor LEDs for eye-candy looks. Mix, match, and create new effects that take the unnatural LED look out of LED lighting. Aura's built-in FX engine offers extraordinary effects. Thanks to an excellent cooling system and high optical efficiency, the MAC Aura is extremely quiet for noise sensitive environments like TV and theatre. The MAC Aura houses an unrivalled 11°-58° zoom for angling wide or high-intensity beam looks. A uniform field of light and excellent efficiency is maintained throughout the zoom range. Produces nearly 4000 lumens. Weighs just 14 lbs.

**Martin MAC Aura** ..... \$4150.00

## (E) Martin MAC 101 LED Moving Light

The MAC 101 is a small & lightweight LED moving head wash fixture with a tight, bright beam. As a comparatively cost-effective LED fixture, the MAC 101 offers an impressive lineup of features, including color calibration, variable CTC, 0-100% electronic dimming, strobe, 540° pan, 240° tilt, adjustable pan/tilt speed, 50,000 hour LED life, Powercon in/thru, DMX via 5-pin XLR, and 123 watt max power consumption. RGB color mixing offers a broad color palette, including 33 LEE calibrated colors. Excellent for both stage and decorative lighting uses. Measures 10" x 10" x 12". Weighs 8.2 lbs.

**Martin MAC 101** ..... \$1572.85

## (F) Martin MAC 301 LED Wash

The MAC 301 Wash is an RGB LED moving head washlight capable of producing a wide range of exceptional colors from rich saturated shades to pastels. The efficient and fast zoom provides beam angle control from 13° - 36° for more accurate and flexible design possibilities. MAC 301 Wash's 108 high-power LEDs produce a bright and well-defined beam. The LEDs are arrayed in a high density design to enable a more even blending of colors. Durable die-cast aluminum body, smooth electronic dimming, strobe, DMX control, quiet operation, lightweight (20 lbs).

**Martin MAC 301 LED Wash** ..... \$4565.00

## (G) Martin MAC 350 Entour


The MAC 350 Entour is a cutting edge LED profile fixture with no peers. It surpasses what has previously been possible in terms of brightness, efficiency and compactness in a hard edge LED fixture. Featuring proprietary LED technology, it is the market's first real alternative to traditional HID-based profile fixtures. 8000 lumen output rivals traditional 575-watt HID fixtures. Motorized focus, motorized iris, 8 interchangeable dichroic colors, 6 rotating/indexable gobos, electronic dimming, and strobing. Weighs 37 lbs. Plenty more features, check out our website for full details!

**Martin MAC 350 Entour** ..... \$4180.82


# Electrics



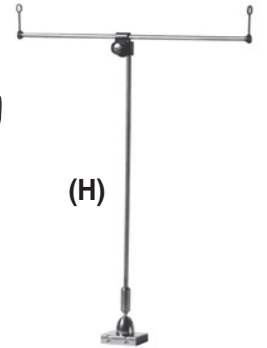
(A)



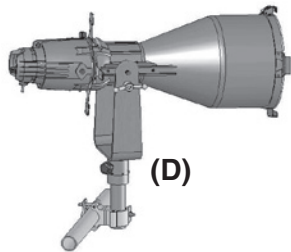
(B)




(C)



(H)




(D)



(E)



(F)



(G)

## (A) Phoebus Ultra Arc Series II

The Phoebus Ultra Arc Series II uses the 400 HTI lamp with 250 hours average life at 5600°K. The combination of coated optics, precision relay lens system, and the dichroic reflector places the Series II on par with followspots using 1000-2000W discharge lamps. The solid state electronic ballast draws only 8 amps at 120VAC. Self canceling color boomerang, dowsner, iris, clipper, hour meter, and four point collapsible base are all standard. Auto zoom feature automatically maintains focused image keeping operation simple. Throw: 50' - 300' • Footcandles: 2600 - 72 smallspot, 288 - 8 largespot.

UAII-LT/120 .....\$6928.74

## (B) Lycian SuperArc - 400 Standard Throw

Appropriate for touring musical groups and theater! Uses HTI-400/24 metal halide lamp with 250 hours average life at 5600°K. Consistent color rendition, 50% brighter than previously manufactured compact follow spots. 1-handle zoom spot size control automatically increases brightness with decreasing spot size. Exclusive externally operable & continuously variable peak/flat field adjustment, automatic internal 7-frame self-cancelling color boom, nichrome steel iris, dowsner, and shutters. Includes elapsed time meter. Perfectly balanced for ease of operation. Throw: 20' - 200'; Footcandles: 4400 - 105 smallspot; 750 - 10 largespot

#1266 SuperArc-400 Standard Throw .....\$7744.00

#1267 SuperArc-400 Long Throw ..... 8228.00

## (C) Robert Juliat Followspots

BMI Supply is proud to distribute the full line of finely engineered followspots from Robert Juliat. **Please call or email for information and pricing on units other than the Topaze listed below.**

**Topaze** – A professional unit for followspot throws ranging from 50' to 150'. 1200W single ended discharge lamp offers superb brightness through a double condenser optical system. Features 100% closing iris, 100% soft closing manual dimmer, 6-way color changer with removable frames, and a softening effect filter on a flip lever. Also can hold a standard "A" size gobo. Heat isolated ergonomic handles offer comfortable operation. Flexible zoom range from 7° to 14.5°. Is it bright enough? Topaze serves up a punchy 100 footcandles at the edge of the field at a throw distance of 115'.

Topaze .....\$8298.35

## (D) Followspot Yoke

Using a Source 4 fixture, you can put a follow spot anywhere with the #1500 Follow Spot Yoke. The durable steel construction increases the fixture's bulk, preventing vibration even at long throws. The ingenious mounting angles allow a perfectly balanced fixture, no matter if it's a S4 50° or S4 5°. The bottom of the pan bearing features female 1-1/2" NPT. Any length of 1-1/2" Schedule 40 pipe can be threaded into the yoke. If you own Source-4's, why purchase an entire follow spot when you can use your existing inventory?

#1500 Followspot Yoke .....\$582.59

## (E) Drop In Boomerang

Turn any Source Four or Shakespeare into a compact lightweight followspot. It drops into the color slot, holds six colors, and reverses for right or left handed operation. Made of durable aluminum. Add the boomerang handle to avoid hot hands and counter-balance the unit.

Drop In Boomerang .....\$314.69

Boomerang Handle ..... 60.39

## Source 4 Followspot Package

BMI Supply is pleased to offer a special package price for all accessories needed to convert your Source 4 fixture into a followspot! The package includes one (1) each of the following items:

- #1500 Source 4 Followspot Yoke
- Source 4 Drop-in Boomerang
- Source 4 Boomerang Handle (counterweight)

BMI S4 Followspot Package .....\$919.36

## (F) Source 4 Followspot Handle

This insulated handle makes the operator's life much more pleasant and the fixture movement easier to manipulate. Installation is simple.

Followspot Handle #1360 .....\$41.06

## Followspot Color Scroller

Designed to be used with the #1500 Follow Spot Yoke, the Manual Color Scroller comes in Source 4-10° and Source 4-5° sizes that fit in the color frame holder on the front of the unit. Each scroller holds six (6) frames of color.

S4 5° Scroller, #1535 .....\$361.46

S4 10° Scroller, #1530 ..... 336.80

## (G) TELRAD Followspot Sight

The TELRAD® followspot sight projects a lighted 3 circle sight onto a clear viewfinder window for accurate aiming of the followspot. Alignment through two back mounted screws affords adjustment for any throw length. AA batteries required, not included.

Telrad Sight .....\$40.00

Telrad 2" Riser Base ..... 16.00

Telrad 4" Riser Base ..... 16.00


## (H) Perfect-Pickup

Adjustable precision instrument that readily attaches to any followspot using its magnetic base. Two sight rings mounted on a 7" long sighting arm afford precise adjustment of the sight for perfect followspot aiming every time. No batteries are needed and it comes with its own carrying tube.

Perfect-Pickup™ .....\$25.00



# Electrics



## (A) Lycian 1206 Midget Quartz Followspot

Up to 30% brighter than its nearest competitor, this is one of the smallest, lightest, quietest, electrically dimmable units available. Uses 3200°K FEL 1000W quartz (300 hr.) lamp. Projects from a small spot to a large full stage flood. Features spread lens system, 5-frame self-cancelling color boom, nichrome steel iris, dowser, shutters, and balance for ease of operation. Throw: 40' - 120'; Footcandles: 250-27. Hanging yoke available..... **\$1842.75**

## (B) Altman Comet Followspot

Immensely popular followspot with top-operated framing iris and dimmer controls, 360W high performance lamp, spring-loaded automatic color boom, sheet steel and diecast aluminum construction, adjustable casted stand (included), removable 25' long power cable, dual adjustable lenses, and UL listing. Throw: 50' - 150'; Footcandles: 320 - 36 smallspot; 132 - 15 largespot. Includes lamp ... **\$1316.70**

## (C) Lycian Mini-Arc Followspot

The 1233 Mini-Arc is a compact arc-lamp followspot at a tungsten-halogen followspot price. Mini-Arc uses a 200W HMI lamp that does not require a cooling fan, resulting in silent operation. Other features include a dichroic glass reflector, six-color boomerang, dowser, gobo slot, fine focus control, and iris. Lycian has also added a spread-lens to broaden coverage as needed. Includes 3-leg collapsible stand with locking casters. Head: 34"L x 16"H x 14"W, 67 lbs. Stand weighs 18 lbs. Overall height with base is 59". Throw: 40' - 125'. Corresponding footcandles: 580 - 59. 100' throw = 93 footcandles.

**1233 Mini-Arc** ..... **\$2413.80**

## (D) Lycian ZOT Followspots

Versatile line of rugged followspots by Lycian. Features 6-color boomerang, innovative spot size control, rear fader control, stand, easy lamp changes, and unique yoke design allowing extreme downward angle. Available in 1200W tungsten, 575W discharge, 700W discharge, and 1200W discharge. Made in the USA! Lamps not included.

<b>ZOT 12</b>	<b>1200W Tungsten</b> .....	<b>\$2227.50</b>
	<i>Throw distance: Up to ~ 80'</i>	
<b>ZOT 5</b>	<b>575W Arc</b> .....	<b>3604.50</b>
	<i>Throw distance: Up to ~ 100'</i>	
<b>ZOT 7</b>	<b>700W Arc</b> .....	<b>4009.50</b>
	<i>Throw distance: Up to ~ 120'</i>	
<b>ZOT 12HP</b>	<b>1200W Arc</b> .....	<b>4779.00</b>
	<i>Throw distance: Up to ~ 150'</i>	

## Phoebus i-marc Followspot

i-marc 200 is a lightweight and compact followspot using a 200 watt high intensity DC arc lamp to deliver a lumen output greater than conventional 1000 watt followspots. The heart of this followspot is the SMR-202/D1 arc lamp (not included) driven by a medical grade electronic ballast. The i-marc 850 uses a similar arc lamp rated at 850W, offering greater punch for larger venues. Ballasts are mounted inside the units and drive the lamp to full brightness in less than 30 seconds, and will restrike quickly. i-marc 200 throw range is 25' to 150'. i-marc 850 will handle 50' to 200' throws. i-marc 200 can be shipped via UPS!

<b>(E) i-marc 200</b> .....	<b>\$3042.90</b>
<b>(F) i-marc 850</b> .....	<b>6400.49</b>
<b>SMR-202/D1 Lamp (for i-marc 200)</b> .....	<b>392.18</b>
<b>SMH-850/D2 Lamp (for i-marc850)</b> .....	<b>595.35</b>

## (G) Canto 1200 Followspot

Fine Italian craftsmanship combined with superb value make the Canto Followspot an ideal choice for most followspot needs. Optical-quality glass reflector coupled with variable zoom double condenser lens system offers exceptional performance and flexibility. Features sturdy extruded aluminum and sheet metal construction, nichrome steel iris, manual dimming control, spot size and focus controls, and five-color boomerang. Drop-down lampholder secured with microswitch interlock to ensure safe lamp changes. Includes external power supply. Lightweight - 52 lbs (head), 69 lbs (power supply), 16 lbs (stand). Zoom range is 8° - 22°. Typical throw: 50'- 150'. Footcandles (spot): 949 - 105.

**Canto 1200** ..... **\$4693.95**

## (H) Robert Juliat Buxie

Buxie is the little spot with the powerful punch. The electronic PSU is quiet under performance conditions and is fixed to the yoke for space saving. The 2,000-hour, 575W MSD HR lamp, lends the user the confidence of hot re-strike for rapid action following any unexpected power failure. Its compact dimensions are matched by its compact price, making it perfect in places where space is at a premium or as a truss spot. As with other Robert Juliat fixtures, the build quality is unparalleled. Well-balanced, easy access to components, comfortable user controls, and much more. Suitable for throws up to ~ 70'.

**RJ Buxie Followspot** ..... **\$5356.50**

# Parts & Sockets

## Lighting Fixture Parts

Below is a list of commonly requested lighting fixture parts. Please inquire about those not listed here. **Call or email for complete parts drawings!**

### Source 4 Ellipsoidals

7060A2008	Lamp Burner Assembly 750W (Entire rear cap) .....	<b>\$79.61</b>
7060B7019	TP22H Socket w/Leads .....	<b>17.75</b>
7060A4037	Insulated Rear Handle, Black .....	<b>10.65</b>
7060B7019	Complete TP22 CLCM Assembly 450° .....	<b>19.38</b>
7060A3058	Yoke/Bracket, Black.....	<b>10.61</b>
7060A4015	Molded Glass Reflector .....	<b>76.69</b>
HW8144	Yoke Knob .....	<b>1.69</b>
7060A4008-01	Barrel Knob w/Male Insert.....	<b>1.38</b>
7060A4008-02	Lamp Focus Knob w/Female Insert .....	<b>1.37</b>
7060A4002	Aspheric Lens (19°, before 10/98).....	<b>50.36</b>
7060A4077	Aspheric Lens (19°, after 10/98) .....	<b>64.03</b>
7060A4001	Aspheric Lens (26°) .....	<b>59.86</b>
7060A4020	Meniscus Lens (36°, front) .....	<b>34.28</b>
7060A4021	Bi-Convex Lens (36°, rear) .....	<b>33.84</b>
7060A4004	Aspheric Lens (50°) .....	<b>56.38</b>
7060A2025	Shutter Blade Assembly.....	<b>3.87</b>
7060A3011	S4 Hub, Index Casting.....	<b>1.29</b>
7060A3012	S4 Spring, Lamp Retainer.....	<b>.44</b>
7060A3016	Plate, Clutch .....	<b>1.42</b>
7060A3025	S4 Screw, 1/4-20 Knurled Head.....	<b>3.11</b>
7060A3045	Cover, Iris slot .....	<b>3.52</b>
7060A3056	S4 Clamp, Strain Relief, Paint.....	<b>1.95</b>
7060A3079	Clip, Gel Retainer 90° Bend .....	<b>.97</b>
7060A3085	S4 Lamp Retainer Wire .....	<b>.71</b>
7060A4007	S4 Knob, X-Y, Lamp Set .....	<b>1.11</b>
7060A4011	S4 Bushing, Cup.....	<b>.49</b>
7060A4012	Pad, Lens Support .....	<b>.12</b>
HW232	Screw 6 - 32 x 1/4" PhPHMS .....	<b>.07</b>
HW369	Screw 8 - 32 x 5/8" PhPHMS Blk Zinc.....	<b>.07</b>
HW372	Screw 8 - 32 x 1/4" PhPHMS B/X.....	<b>.07</b>
HW534	Nut, Hex 1/4-20, Blk Zinc .....	<b>.05</b>
HW747	Washer, Wave .....	<b>.31</b>
HW748	Spring, Compression CO720-072 .....	<b>.49</b>
HW2125	Screw, Self Tap, 3/8, Blk Zinc.....	<b>.09</b>
HW2181	Screw, Self Tap, 3/4, Blk Zinc.....	<b>.07</b>
HW3103	Screw, 5/8 PhFHMS, Blk Zinc.....	<b>.07</b>
HW5123	Nut, Hex, 9/16-18, Blk Zinc .....	<b>.27</b>
HW5125	Bolt, Carriage 5/16-18 x 3/4 LG .....	<b>.17</b>
HW5126	Washer, Flat, 5/16, Blk Zinc.....	<b>.06</b>
HW5197	Screw, 1/4-20 x 5/8 Blk Zinc .....	<b>.10</b>
HW8209	Lamp Retainer Tinnerman Clip .....	<b>.17</b>

### Source 4 PAR

7061A2001	Lamp Socket Assembly - PAR EA .....	<b>\$58.07</b>
7061A3013	Spring Clip Retainer.....	<b>.95</b>
7061A4012	Lens Rotation Ring .....	<b>3.38</b>
7061A4029	Lens Stop .....	<b>.08</b>
M706	Complete TP22 CLCM Assembly 250° .....	<b>13.70</b>
7061A4002	Very Narrow Spot (VNSP) Lens.....	<b>4.35</b>
7061A4003	Narrow Spot (NSP) Lens .....	<b>4.35</b>
7061A4005	Medium Flood (MFL) Lens .....	<b>4.35</b>
7061A4006	Wide Flood (WFL) Lens.....	<b>4.35</b>
7061A1042	Extra Wide Flood (XWFL) Lens .....	<b>17.40</b>
HW750	Spring, Retainer .....	<b>.05</b>
7060A3100	Clip, Gel Retainer .....	<b>.71</b>

### Altman Fixtures

71-1014	Complete Lamp Housing Cap, Med. 2-pin Socket.....	<b>\$78.30</b>
	<i>(for axial 360Q fixture)</i>	
71-1013	Complete Lamp Housing Cap, MPF Socket.....	<b>78.30</b>
	<i>(for non axial 360 fixture)</i>	
34-1005	6" Spring Ring .....	<b>8.70</b>
34-1008	8" Spring Ring .....	<b>8.70</b>
20-0121	360Q Shutter Blade .....	<b>4.35</b>
20-0138	360Q Cap Light Shield.....	<b>4.35</b>
18-1002	6" Fresnel Lens (65/165 Series).....	<b>30.45</b>
18-1003	6" Fresnel Lens (1KAF Series).....	<b>39.15</b>
18-1004	8" Fresnel Lens (75/175 Series).....	<b>69.60</b>
18-2008	6 x 9 Pyrex Plano Convex Lens .....	<b>43.50</b>
18-2009	6 x 12 Pyrex Plano Convex Lens.....	<b>43.50</b>
18-2010	6 x 16 Pyrex Plano Convex Lens.....	<b>65.25</b>
18-2012	4.5 x 6.5 Plano Convex Lens .....	<b>43.50</b>
55-HEYSR6P3-4	Heyco Strain Relief .....	<b>.50</b>
32-BF156	Black Fiber Washer (for 360Q shutter) .....	<b>4.35</b>
37-0017	360Q Yoke Handle with male insert .....	<b>4.35</b>
23-0002	Knurled Brass Cap Screw 360/3.5 .....	<b>10.44</b>
37-0005	360Q Focus Adj. Knob.....	<b>4.35</b>
20-0124	360Q Yoke Lock .....	<b>4.35</b>
97-0125	Super Reflector Upgrade .....	<b>26.10</b>


**Parts available for most major fixture manufacturers including ETC, Altman, and more!**



MPF




MSP



TP22H



TP220



MOEP



RSCB



TP22



R1DL

## Sockets

<b>MPF</b>	Medium Prefocus .....	<b>\$20.88</b>
<b>MOPF</b>	Mogul Prefocus .....	<b>47.85</b>
<b>MOBP</b>	Mogul Bipost .....	<b>76.56</b>
<b>MOSB</b>	Mogul Screw w/40" Leads .....	<b>21.75</b>

<b>MOEP-48</b>	Mogul End Prong w/48" leads.....	<b>\$11.76</b>
<b>MSP</b>	Medium side prong 48" leads .....	<b>21.75</b>
<b>RSCB-48</b>	Recessed single contact back flange w/48" leads .....	<b>9.45</b>
<b>RSCF-42</b>	Recessed single contact front flange w/42" leads .....	<b>36.54</b>

<b>7060B7019 (TP-22H)</b>	Complete TP22 CLCM for S4 Ellipsoidal .....	<b>\$17.75</b>
<b>M706</b>	Complete Assembly for S4 Par.....	<b>13.70</b>
<b>TP22</b>	Medium 2-pin .....	<b>9.50</b>
<b>TP220</b>	Medium 2-pin with heat sink .....	<b>12.25</b>
<b>R1DL</b>	Mini Strip Socket .....	<b>9.90</b>



Toll Free: 800.836.0524

Online: shop.bmisupply.com





# Lamps

<http://shop.bmisupply.com/lamps>

With this extensive list of lamps, you may be unsure which lamp you need. Call us! We're always glad to help.

Brands sold include Osram/Sylvania, Ushio, Philips, GE, Eiko, Thorn, and others. Prices are based on specific manufacturer's pricing. If you prefer a particular brand, please call to confirm pricing. Lamps below are typically in-stock. Many other lamps available - please drop us a line if you don't see what you need. **If it lights up, we can get it for you at a good price. Quantity discounts available on many items.**

<b>B A S E</b>	BA15s	BA15s <small>(Miniature Screw)</small>	MS <small>(Miniature Screw)</small>	EZ10	E11	E14	E26	E39, E40	G4	GY4	GZ4	G5.3	
	G5.3-4.8	GX5.3	GY5.3	G6.35 <small>-13 -15 -20</small>	G6.35 <small>(Ceramic Seal cover)</small>	G6.35 <small>/19x19 /18x18</small>	GY6.35 <small>-13 -20</small>	GY6.35 <small>(Ceramic Seal cover)</small>	GZ6.35	G7.9	G9.5	GY9.5 <small>(G29.5)</small>	2 Button
	G17t-7	G17q-7	GY17q-7	G22	G38	P28s	P30s-10.3	P30d-10.3	P40s	PG22-6.35	R7s <small>12-18 16-21</small>	RX7s	GU5.3
<b>T Y P E S</b>													

<b>GUIDE TO LAMP ABBREVIATIONS:</b>	
VNSP=	Very Narrow Spot
NSP =	Narrow Spot
MFL =	Medium Flood
WFL =	Wide Flood
FL =	Flood
SP =	Spot
NFL =	Narrow Flood
FG =	Front Glass
CL =	Clear
IF =	Inside Frost
MSB =	Medium Screw Base (E26)
LL =	Long Life
X =	Long Life (HPLs)

## Par & R Lamps

1000PAR64QNSP - LL	
NSP-MFL-WFL	<b>\$34.70</b>
1000PAR64 (FFN) VNSP	<b>23.75</b>
1000PAR64 (FFP) NSP	<b>23.75</b>
1000PAR64 (FFR) MFL	<b>23.75</b>
1000PAR64 (FFS) WFL	<b>23.75</b>
1000aluPAR64 NSP	<b>22.50</b>
1000aluPAR64 MFL	<b>22.50</b>
1000aluPAR64 WFL	<b>22.50</b>
500PAR64 NSP-MFL-WFL	<b>23.75</b>
500aluPAR64 NSP-MFL-WFL	<b>24.50</b>
500PAR56Q NSP-MFL-WFL	<b>25.75</b>
300PAR56 NSP-MFL-WFL	<b>13.80</b>
300aluPAR56 MFL-WFL	<b>13.80</b>
200PAR46 FL-SP	<b>13.00</b>
250PAR38CAP FL-SP	<b>17.00</b>
80PAR38/HAL/IR/WFL50/DL	<b>10.50</b>
60PAR38/CAP/IR/FL30	<b>8.95</b>
300BR40FL	<b>7.25</b>
70BR40/HAL/IR	<b>4.95</b>
4515	<b>5.75</b>
4535	<b>8.05</b>
4552	<b>38.75</b>
4553	<b>21.70</b>
4559	<b>35.30</b>

## HPL, HX, & HP Lamps

HPL375/115V	<b>\$16.00</b>
HPL375/115VX	<b>16.00</b>
HPL550/77V	<b>16.00</b>

HPL550/77VX	<b>\$16.00</b>
HPL575/115V	<b>14.75</b>
HPL575/115VX	<b>14.75</b>
HPL575/120V	<b>16.00</b>
HPL575/120VX	<b>16.00</b>
HPL750/77V	<b>16.00</b>
HPL750/115V	<b>15.00</b>
HPL750/115VX	<b>15.00</b>
HPL750/120V	<b>16.00</b>
HPL750/120VX	<b>16.00</b>
HPL QXL 750/77	<b>34.75</b>
HPL QXL 750/77X	<b>34.75</b>
HX600 (FLK)	<b>15.50</b>
HX601 (FLK LL)	<b>16.25</b>
HPR 575/115	<b>19.50</b>
HP600 (GLC)	<b>17.90</b>
HP601 (GLA)	<b>17.90</b>
HX754 (GLD)	<b>18.90</b>
HX755 (GLE)	<b>18.90</b>
SPH 575	<b>24.25</b>
SPH 575 LL	<b>24.95</b>

## METAL HALIDE

HMI18000/DXS	<b>POR</b>
HMI12000/DXS	<b>POR</b>
HMI6000/DXS (HMI6000)	<b>POR</b>
HMI4000SE/XS	<b>\$389.00</b>
HMI2500/DXS (HMI2500GS)	<b>279.00</b>
HMI2500SE/XS	<b>279.00</b>
HMI1200/DXS (HMI1200GS)	<b>124.00</b>
HMI1200SEL/XS	<b>\$195.00</b>

HMI1200S (HTI1200/D7/60)	<b>158.00</b>
HMI575/DXS (HMI575/GS)	<b>94.50</b>
HMI575SEL/XS	<b>129.00</b>
HMI200/SE	<b>126.50</b>
HSD575/72	<b>181.25</b>
HSD250/80	<b>99.25</b>
HSR575/72	<b>115.00</b>
HTI1500/60/P50	<b>205.00</b>
HTI1500/D7/60	<b>188.00</b>
HTI1200/D7/60	<b>158.00</b>
HTI1200/D7/75	<b>158.00</b>
HTI700/75/P50	<b>210.00</b>
HTI700/D4/60	<b>159.00</b>
HTI700/D4/75	<b>159.00</b>
HTI575/D4/75	<b>193.00</b>
HTI400/24	<b>242.00</b>
HTI400/D3/75	<b>153.00</b>
HTI300/D5/57	<b>195.00</b>
HTI300/D5/65	<b>139.00</b>
HTI152	<b>56.50</b>
HTI150	<b>95.00</b>
HPA400/30S	<b>39.50</b>
MSR4000HR	<b>399.75</b>
MSR2500HR	<b>280.00</b>
MSR1200/2	<b>182.11</b>
MSR1200SA/DE Gold	<b>163.00</b>
MSR1200SA	<b>229.00</b>
MSR1200HR	<b>168.50</b>
MSR700 SA/2DE	<b>186.30</b>
MSR700/2	<b>164.72</b>

MSR700SA	<b>\$210.00</b>
MSR575/2	<b>135.00</b>
MSR575HR	<b>141.00</b>
MSR575SA/2DE	<b>176.19</b>
MSR400	<b>142.00</b>
MSR400SA	<b>188.20</b>
MSR400HR	<b>145.25</b>
MSR300/2 FASTFIT GOLD	<b>175.00</b>
MSR200HR	<b>160.00</b>
MSD1200	<b>305.00</b>
MSD700	<b>275.00</b>
MSD575	<b>190.00</b>
MSD250	<b>115.00</b>
MSD250/2	<b>121.50</b>
MSD200	<b>90.80</b>

### Help for your striplights...

Looking for a replacement lamp for the 120W BR40 floods and other discontinued lamps? Here are a couple of new options:

**70BR40/HAL/IR** - Just 70 watts, but nearly as bright as an old 120 watt thanks to a special coating that maximizes output. Soft diffuse light, less heat, big energy savings. 2000 hour average life. **\$4.95 ea.**

**80PAR38/HAL/IR/WFL50/DL** - This PAR38 consumes just 80 watts and delivers excellent brightness in a more defined yet wide beam, again thanks to special coatings. Rugged, 3000 hour average life. **\$10.50 ea.**

<http://shop.bmisupply.com/lamps>

### ANSI Coded Lamps

BTH .....	\$ 18.10
BTL .....	14.50
BTM .....	18.25
BTN .....	16.25
BTP .....	16.50
BTR .....	16.45
BVT .....	26.15
BVV .....	27.65
BVW .....	38.50
BWA .....	60.75
BWF .....	55.20
CYV .....	37.50
CYX .....	26.00
DEB .....	28.00
DMX .....	25.25
DNS/FMC .....	26.65
DNT/FMD .....	47.00
DNW .....	22.35
DPW .....	34.20
DPY .....	129.95
DTA .....	49.95
DTJ .....	44.25
DWT .....	25.50
DXW .....	13.15
DYH .....	11.60
DYS/DYV/BHC .....	5.50
DYS 300w .....	12.45
EFR .....	8.75
EFX .....	46.35
EGE .....	18.55
EGF .....	30.70
EGG .....	19.90
EGJ .....	20.60
EGK .....	24.75
EGM .....	33.00
EGN .....	21.45
EGR .....	19.90
EGT .....	16.90
EHC/EHB .....	16.50
EHD .....	14.85
EHF .....	16.60
EHG .....	14.85
EHJ .....	4.95
EHM .....	2.25
EHP .....	14.00
EHR .....	11.50
EHT .....	9.00
EHZ .....	4.25
EJG .....	11.00
EKB .....	12.20
EKE .....	8.00
ELC (50 Hour) .....	7.95
ELC 3X (300 Hour) .....	9.90
ELC 7X (700 Hour) .....	11.25
ELH .....	9.10
EMD .....	11.00
ENH .....	10.15
ENL .....	8.90
ENX .....	\$ 8.00
ENX5 (500 Hour) .....	9.45
ESL .....	12.00
ESM .....	9.00
ESN .....	8.05
ESP .....	9.85
ESR .....	10.25
ESS .....	9.75
ESX .....	2.90
ETB .....	9.00
ETC .....	7.00
ETG .....	9.85
ETH .....	8.25
EVC/FGX (QT8500) .....	5.75
EVD .....	8.25
EVR .....	12.00
EXN .....	3.25
EXR .....	8.25
EXT .....	3.25
EXW .....	13.00
EXX .....	12.75
EXY .....	12.00
EXZ .....	3.25
EYC .....	2.75
EYF .....	2.75
EYJ .....	2.75
EYP .....	3.25
EYT .....	19.25
EYW .....	15.00
EYX .....	15.00
EZK .....	13.00
FAD .....	10.00
FCB .....	14.00
FCL .....	2.20
FCM .....	6.75
FCM/HIR (FWM) .....	22.50
FCR .....	5.00
FCS .....	3.25
FCZ .....	3.75
FDA .....	12.75
FDB .....	14.50
FDG .....	10.90
FDN .....	9.80
FEL .....	12.50
FEP .....	26.65
FER .....	21.15
FEV .....	9.00
FEY .....	24.75
FFN (VNSP) .....	23.75
FFP (NSP) .....	23.75
FFR (MFL) .....	23.75
FFS (WFL) .....	23.75
FFT .....	10.50
FGT .....	17.20
FHM .....	7.50
FHS .....	8.90
FLE .....	12.95
FLK/HX600 .....	15.50
FMR .....	19.50
FNT .....	6.25
FNV .....	\$ 3.25
FRK .....	16.20
FSA JDR E17 (75W NSP) ...	10.50
FSB JDR E17 (75W MFL) ....	10.50
FSD JDR E17 (75W WFL) ...	10.50
FSC JDR E17 (100W NSP) .	10.50
FSE JDR E17 (100W MFL) ..	10.50
FSF JDR E17 (100W WFL) ..	10.50
FSH .....	14.75
FTB - FG .....	4.35
FTC - FG .....	4.35
FTD - FG .....	4.35
FTE - FG .....	4.35
FTF - FG .....	4.35
FTH - FG .....	4.35
FTK .....	13.50
FXL .....	12.20
GCA .....	9.75
GCB .....	9.75
GDA .....	12.75
GLA (HP601) .....	17.90
GLC (HP600) .....	17.90
GLD (HX754) .....	18.90
GLE (HX755) .....	18.90
GLG (HP375) .....	16.90

FNV .....	\$ 3.25
FRK .....	16.20
FSA JDR E17 (75W NSP) ...	10.50
FSB JDR E17 (75W MFL) ....	10.50
FSD JDR E17 (75W WFL) ...	10.50
FSC JDR E17 (100W NSP) .	10.50
FSE JDR E17 (100W MFL) ..	10.50
FSF JDR E17 (100W WFL) ..	10.50
FSH .....	14.75
FTB - FG .....	4.35
FTC - FG .....	4.35
FTD - FG .....	4.35
FTE - FG .....	4.35
FTF - FG .....	4.35
FTH - FG .....	4.35
FTK .....	13.50
FXL .....	12.20
GCA .....	9.75
GCB .....	9.75
GDA .....	12.75
GLA (HP601) .....	17.90
GLC (HP600) .....	17.90
GLD (HX754) .....	18.90
GLE (HX755) .....	18.90
GLG (HP375) .....	16.90

### Miscellaneous Lamps

64111 (Littlite Q5) .....	\$ 4.75
64514 (many DJ fixtures) ..	6.85
VL1K (Varilite 1000T) .....	45.00
Flicker Flame, E26, 3W ....	1.95
SPH 575 Ushio .....	24.25
SPH 575 LL Ushio .....	24.95
JCS120V-575WC (FRK575).....	21.25
JCS120V-575WX (FRK575X) ...	22.25

#### What is JCS120V-575WC?

In short, this is a 575W version of an FRK lamp (which is 650W). At this reduced wattage, you can typically put four (4) fixtures on one (1) standard 2.4kW circuit. Neat! The FRK and FRK 575W are used in a handful of studio fixtures and the popular Tempo f650 Fresnel. As with other lamps, the X signifies the long life version.

**Wattage: 575**

**Voltage: 120**

**Color Temp: 3200°K (X=3000°K)**

**Avg Life: 300 hr (X=1500 hr)**

**Lumens: 15500 (X=12000)**

See pricing in "Miscellaneous Lamps"

# Lamps

### General Lighting

JCD 120V 300W C .....	\$12.45
JDR E26 100W MFL .....	10.95
JDR E26 100W WFL .....	10.95
JDR E26 75W MFL.....	10.95
JDR E26 75W NSP .....	10.95
JDR E26 75W WFL .....	10.95
Q200T3CL.....	3.95
25T10CL, IF (Music Stand)..	1.35
40T10CL, IF (Music Stand)..	1.35
1000IF 130V (Scoops) .....	22.50
500IF (Scoops).....	6.95
25A Frost 2 Pack .....	1.15
25A Trans. colors .....	1.25
25A Ceramic Colors .....	1.70
40A Ceramic Colors .....	1.70
60A Ceramic Colors .....	1.70
100A Ceramic Colors .....	1.70
11S14 A, B, CL, G, R .....	.85
6S6 6W CL .....	.60

Many other general lighting products available! Please call or email for those not listed above.

### "Blacklight" Lamps

75A19BL .....	\$ 2.45
H37KB250 .....	17.50
MHL - 150 .....	74.25
MHL - 250 .....	60.75
MHL - 450 .....	50.65
HPA 400/30-S .....	39.50

### LED

A number of LED-based replacement lamps now available for traditional screw base sockets and other sockets. Call to discuss your needs!

### CDM

Make BMI Supply your first call (or email) for CDM lamps featured in an increasing array of theatrical fixtures!

### XENON

BMI Supply is proud to offer a wide range of Xenon lamps for Strong, Lycian, Altman, Phoebus, and other fine followspots. Call or email today for current pricing.

**Special Pricing Available for Bulk Orders!**

\*BMI has LCD/DLP Projector Lamps! Call for pricing on your particular make/model.



Toll Free: 800.836.0524

Online: [shop.bmisupply.com](http://shop.bmisupply.com)





# Dimming & Control by ETC & more



## (A) ETC Ion Console

ETC's ION console takes a compact footprint and packs it with elegant and intuitive EOS-based software! With the ION, fully integrated control of conventional and moving lights is now available to almost every level of operator. No PhD needed... start with the basic "channel 1 at full" and readily work your way into effects, marking, and other sophisticated moving light controls. Ion is available in three configurations: 1000 outputs, 1500 outputs, or 2000 outputs. The base Ion hardware features a large programming keypad, dedicated encoders for moving light parameter controls, grand master, blackout button, master split fader, and more. For greater flexibility, ION can host up to six USB-connected fader wings (1x20, 2x10, or 2x20), for a total of 200 additional submasters with paging controls. ION is fully networkable for systems needing multiple controllers, Ion Client software, remote video, and the Net3 Radio Focus Remote. Features 5000 cues, 1000 groups, 1000 presets, 4 x 1000 palettes, 1000 effects, 1000 macros, 2 x DMX512 outputs (plus native Net2 and Net3 capability), support for two (2) DVI monitors or touchscreens, multipurpose USB connection, phone remote option. Measures 18" x 18" x 5.5".

ETC Ion 1000 Console .....	\$6375.00
ETC Ion 1500 Console .....	Price on Request
ETC Ion 2000 Console .....	Price on Request
(B) ETC Net3 Radio Focus Remote .....	\$1972.50
ETC Remote Video Interface (RVI) .....	2362.50

## ETC Universal Fader Wing Panel

Simple connection to ETC ION console using USB connection. Up to six (6) fader wings can be used with an ION console. Individual faders can be configured as submasters, playbacks, etc. The wings can also be used with a computer running the ION Client Software! Provides easy hands-on hardware for programming and on-the-fly control. Also compatible with EOS and Congo Jr!

(C) 2 x 10 Universal Wing Panel .....	\$ 945.00
(D) 2 x 20 Universal Wing Panel .....	1815.00
1 x 20 Universal Wing Panel .....	870.00

## ETC Net3 Gateways

ETC Net3 gateways for all your ETC networking needs. Many additional models and accessories available, please call.

ETC Net3 2-port Gateway, Wall Mount, 2-output .....	\$ 789.75
ETC Net3 2-port Gateway, Touring, 2-output .....	1032.75
(E) ETC Net3 4-port DMX Gateway, 4-output bundle ....	1377.00

## (F) ETC Gio Lighting Console

Need the power of an EOS lighting system but in a smaller desk, sized for your budget and space? Or, maybe you're going on tour? Gio is lightweight and scaled to travel. The middle child of the Eos line, Gio sits between Ion® and Eos in the product family – sharing the same powerful programming DNA. Gio also introduces new technologies to the Eos line-up. Backlit buttons have arrived! Gio also includes two integral, articulating multi-touch displays and supports up to three external displays, all of which can also be multi-touch. Call or e-mail to learn more about the various system options and pricing.

ETC Gio Lighting Console ..... Price on Request

## (G) ETC EOS Ti Lighting Console

The ultimate in intuitive control for sophisticated lighting rigs in professional theatre. ETC's developers started with a clean slate, working from the ground up to develop a superb console that fulfills the complete needs of designers, programmers, and facility users alike. EOS Ti is a tracking, move fade environment with multiple playbacks and cue lists. It features complete control of conventionals, moving lights, media servers, LED's, and more. Call or e-mail to learn more about the various system options and pricing.

ETC EOS Ti Lighting Console ..... Price on Request


## More Consoles!

BMI Supply is proud to offer additional console options including:

- grandMA & grandMA2
- Martin
- Jands VISTA
- and much more!

Please call or e-mail for details and pricing!

# Dimming & Control by ETC



(A)



(B)



(C)



(LCDs not included)

(D)



(LCDs not included)

(E)

## SmartFade Console

SmartFade is available in two configurations, the 12/48 channel and the larger 24/96 channel (specs for the 24/96 appear in parenthesis). The two scene preset mode allows for simple 12 (24) channel operation for novice users. The normal mode allows more experienced users to maximize the SmartFade's capabilities with 48 (96) channels with 288 (576) memories (cues) and 48 sequences. SmartFade's unique button controls allow all types of users a wide variety of features. The "Magic" button randomly builds sequences or static light cues until the user sees one that they like. "Snapshot" saves a scene temporarily for later recall and recording. "Preview" displays a bar chart of the levels before the cue is brought up on stage. Buttons on the SmartFade are LED backlit and dimmable. Buttons also change color depending on what mode the console is in! In DMX Backup mode, SmartFade holds 24 (48) backup looks of up to 512 channels each. Show file data is kept in the console and can also be saved to an SD card for external storage. All of these features, along with the ETC's world renowned reliability and support, make the SmartFade an excellent console at a smart price!

**(A) SmartFade 12/48** (18" x 10" x 2.5", 6 lbs) ..... **\$1166.10**

**(B) SmartFade 24/96** (27" x 10" x 2.5", 10 lbs) ..... **1478.10**

## (C) ETC Smartfade ML

A welcome addition to the successful Smartfade family, the ML series console offers effective control of 24 devices (moving lights, color changers, etc) in addition to 48 intensity channels (dimmers). This compact (27" x 10" x 2.5") and popularly-priced (see below) console is an ideal choice for modest sized moving light rigs in churches, theatres, meeting facilities, and more. Easy learning curve for beginner moving light operators, impressive and intuitive feature set for experienced operators, and the reassurance for all of ETC service and 24/7 tech support. Here's a rundown of the core features: Color-coded backlit direct access keys, encoder or fader control of moving light parameters, built-in effects engine, 24 groups, 24 x 3 palettes (Focus, Color, Beam), 288 memories, hue/saturation color mixing, 199-step stack, snapshot memories for temporary storage, undo function, bump buttons, 2 x LCD display, 2 x DMX512A universe output, USB connection, SD card memory storage, playback crossfader pair, and MIDI in/out options. Weighs 10 lbs.

**ETC Smartfade ML** ..... **\$2336.10**

**Control console pricing available! Call or email for your custom quote.**


## ETC Element

If you are a current (or former) user of ETC's Express series of consoles, you'll find this a comfortable and exciting upgrade. Based on ETC's award-winning Eos® control system, Element is designed expressly for modest rigs and maximum hands-on fader control. Affordable and easy to use, Element packs in the fundamentals of lighting control. Element comes in two hardware versions (40 fader & 60 fader) to suit your rig. Each supports either 250 or 500 channels and two full universes of DMX output. Great for conventionals, scrollers, moving mirror attachments, gobo rotators, LEDs, and a handful of moving lights. Element supports VGA monitors (2) or one VGA monitor and a touchscreen monitor. Features USB ports for flash drive storage, keyboards, pointing devices, etc. All versions include 1024 outputs/parameters via DMX-512 5-pin XLR connections, various network output protocols (includes ETC Net2 and ETC Net3), intensity/focus/color/beam palettes, groups, effects, macros, and much more. Radio Focus Remotes and Remote Video Nodes are available for easy focus calls and tech tables, respectively. Call or email for package pricing on Element and accessories!

<b>(D) Element 40-250</b> .....	<b>\$4312.50</b>
<b>(D) Element 40-500</b> .....	<b>4687.50</b>
<b>(E) Element 60-250</b> .....	<b>5325.00</b>
<b>(E) Element 60-500</b> .....	<b>5700.00</b>
<b>Net3 Radio Focus Remote</b> .....	<b>1972.50</b>
<b>19" Touchscreen Monitor</b> .....	<b>1162.50</b>



# Dimming & Control by ETC



**SmartBar2 Dimming**  
(fixtures and stand not included)

## ETC SmartSwitch Relay Panel

SmartSwitch provides get-the-job-done 'on-off' functionality for any light source, controlling your relays via ETC's SmartLink control (see below), DMX, or stand-alone operation. Schools, restaurants, churches, or office buildings will benefit from the simplicity and power of the SmartSwitch solution. Flexible and adaptable, SmartSwitch handles a wide variety of load types and is ready for the future – the largest SmartSwitch panel can hold up to 48 relays! Designed to be combined with matching SmartPack Wall Mount dimming (see page 67), SmartSwitch completes a budget-oriented control system. When used with the optional LinkPower Supply, the system allows up to four SmartLink Stations to be connected for remote operation of presets and sequences. All prices below are for fully populated panels using 20A single pole relays. Double pole versions available.

- SmartSwitch 12 - 26.25" x 17" x 6.3"** ..... \$1287.00
- (A) SmartSwitch 24 - 26.25" x 17" x 6.3"** ..... 1950.00
- SmartSwitch 48 - 48" x 17" x 6.3"** ..... 3705.00

## ETC SmartLink

ETC brings the power of basic architectural control capabilities to the SmartPack and SmartSwitch family, at a truly affordable level.

**Link Power Supply** – A simple power supply option available for any new SmartPack or SmartSwitch product, enabling the pack to power up to four (4) SmartLink button stations. Multiple packs can daisy chain together for larger systems (only one pack needs the power supply).

**SmartLink Stations** – A range of simple button stations for architectural control of SmartPack dimmer panels or SmartSwitch relay panels. Stations offer a low-cost method for remote control of presets and sequences. Up to four (4) stations can be used within any SmartLink station, networked together using 2-wire topology free layout. Stations are available in white, black, gray, ivory, and signal white, with engraved legends.

- Link Power Supply Option for SmartSwitch** ..... \$136.00
- Link Power Supply Rack Mount** ..... 234.00
- (B) SmartLink 5-button Station** ..... 195.00
- (C) SmartLink 10-button Station** ..... 198.90

## (D) ETC SmartModule2 Dimming

SmartModule2 combines ETC dimmer design with portable packaging to provide another economical Smart Solution. Available with either six (6) 1200W dimmers or four (4) 1200W dimmers, SmartModule comes in a convenient convection-cooled package with your choice of Edison, Stage Pin, or Twistlock output connectors. An integrated control module includes local control capabilities and 20 preprogrammed chases for unattended operation. DMX in and thru connections allow simple integration into existing dimming systems or packages. Also features RDM discover and addressing, floor-friendly upright design, and flexible power pigtail input (20A three-phase, flush mount grounded twistlock also available).

- SM4-10-A Dual Edison, 4-circuit** ..... \$ 737.10
- SM4-10-B Stage Pin, 4-circuit** ..... 737.10
- SM6-10Y-A Dual Edison, 6-circuit** ..... 1166.10
- SM6-10Y-B Stage Pin, 6-circuit** ..... 1166.10
- SM6-10Y-C Twist Lock, 6-circuit** ..... 1166.10

## (E) ETC SmartBar2 Dimming

Put your dimming wherever you need it with ETC SmartBar – proven dimming technology with a host of operational features standard with ETC's economical Smart Solutions products. Available in three configurations, SmartBar provides an integrated dimming and fixture mounting solution for compact, low-power applications. Depending on size, multiple SmartBars can be connected to a standard 20A wall outlet. SmartBar is perfect for rentals, industrials, or even small touring productions. SmartBar is digital, with operational and programming features similar to the SmartPack – presets, sequences (chases), choice of dimmer curves – in addition to other features. Combine with an ETC SmartFade console for a complete package! Smartbars are available with Edison, Stage Pin, or Twistlock outputs.

- SB2-10 2-circuit** ..... \$ 659.10
- SB4-10 4-circuit** ..... 737.10
- SB6-10 6-circuit** ..... 1244.10

## (F) ETC Source 4 Fixture Dimming Kit

An individual fixture dimmer by ETC! This compact single dimmer comes with a yoke mounting bracket for simple attachment to your fixture. The dimmer features ETC's new fan-less "ES" (Electronic Silent) technology that nearly eliminates filament buzz (0 dBA at 1 meter when used with HPL lamp). Price below includes attached replacement lamp housing for the ETC fixture you specify. Additional models available for use with non-ETC fixtures.


- S4 Dimmer Kit w/lamp housing** ..... \$351.00

(Lamp housing choices: S4, S4 Jr, S4 PAR/PARnel)

# Dimming & Control by ETC



(A)



(B)



(C)

Complete line of ETC dimming & control products is available, including the new Sensor3 ThruPower modules that allow selection of constant, dim, or relay modes!



(D)



(E)

## Sensor Dimmers

Sensor Dimmer modules are a diecast aluminum, no tools required, slide in unit. The dimmers are available in dual modules (2 dimmers per module) of 15 Amp (1.8kW) and 20 Amp (2.4kW). Single dimmer modules are available in 50 Amp (6kW) and 100 Amp (12kW). All modules contain toroidal filters available in 350, 500, or 800 ms filters. Modules are available in standard or AF (Advanced Features sensing). When AF modules are used with a CEM3 (Control Electronics Module) the system becomes so powerful it can tell you if a lamp has burned out or if there is a problem with a dimmer. The CEM3 receives and manages Ethernet control signals as well as two DMX512 inputs. It controls dimmer output and gives feedback information to compatible lighting control devices and network peripherals. 128 programmable presets, set dimmer curve, and set air filter cleaning reminder are just a few of the phenomenal functions of the CEM3. **CEM3 can also handle the new ThruPower modules that combine relay and dimming functions on one card!**

### (A) Sensor Portable Packs

Professional dimming performance, industrial construction, and abundant connector options make Sensor Portable Packs the ideal choice for touring, rentals, on-location productions, and innumerable other venues. Can be outfitted with dual 1.8kW or 2.4kW modules or single 6kW or 12kW modules. All portable packs use the CEM3 power control module, capable of supporting: ETC Dimmer Doubling; Advance Feature (AF) dimmer modules and standard dimmer modules; DMX; and ETC Net3. Thermostatically controlled low noise fan operates through a filtered air intake to maintain optimum operating temperature. Cam-Lok input panel; pass-thrus available as an option. Choose from stage pin, Edison, twistlock or multipin output panels.

<b>SP3-1220A</b> .....	<b>\$3877.20</b>	<b>SP3-2420A</b> .....	<b>\$6649.20</b>
12 x 2.4kW - Edison		24 x 2.4kW - Edison	
<b>SP3-1220B</b> .....	<b>3783.60</b>	<b>SP3-2420B</b> .....	<b>6562.80</b>
12 x 2.4kW - Stage Pin		24 x 2.4kW - Stage Pin	
<b>SP3AF-1220B</b> .....	<b>4258.80</b>	<b>SP3AF-2420B</b> .....	<b>7513.20</b>
12 x 2.4kW (AF) - Stage Pin		24 x 2.4kW (AF) - Stage Pin	

*Many additional pack configurations available. Please call or email.*

### (B) Sensor Touring Racks

The Sensor Touring Rack combines sophisticated Sensor dimmer feedback with proven ETC reliability. A welded structural steel frame, formed corner brackets, and heavy duty casters and doors contribute to the rugged design. Camlok power input connectors and a choice of multipin output connectors and single circuit connectors are available.

**Sensor Touring Rack ..... Price On Request**

### (C) Sensor Installation Racks

Sensor Installation Racks provide the ultimate in simplicity, ease of use, and support a wide range of electrical requirements. Designed for convenient front access installation with readily accessible line, load, and control terminals, Sensor racks can be bussed together and configured for single phase or three phase operation. The racks are constructed of heavy gauge steel and extruded aluminum components. The locking doors incorporate electrostatic air filters that insure cool operation of all components. Available in 12 module, 24 module, and 48 module racks. Other features and options are available.

**Sensor Installation Rack ..... Price On Request**

### (D) ETC Dimmer Doubler

The Dimmer Doubler creates two individually controlled dimming channels out of one Sensor dimmer. Comes with NEMA L5-15 receptacles on fixture side, bare-end pigtail on dimmer side/circuit side. Source 4's used with Dimmer Doubler must be outfitted with L5-15 plug and HPL 550/77V lamp.

**ETC DD ..... \$135.00**

### (E) ETC SmartPack Dimming

SmartPack delivers ETC's professional Sensor technology in an economical dimmer pack that can operate stand-alone or combined into small systems. This standard 19" rack wide, 2RU tall pack is available in 12 x 1.2kW or 6 x 2.4kW configurations. Wall mount version mounts vertically with forward facing breaker/control panel. Features include: DMX512A compatible built-in presets and sequencer, auto-restart, dimmer test functions, user-selectable dimming curves, field selectable single phase/three power input, rugged 18 gauge steel enclosure, magnetic circuit breakers, superior heat management, low noise fan, 2 line x 20 character backlit LCD, power/DMX LED indicators, DMX in/out connections, soft patch, and multi-language support. Excellent for bars, nightclubs, ballrooms, small road shows, churches, meeting rooms, community theatre, and much more.

<u>Output Option</u>	<u>12 x 1.2kW Model</u>	<u>6 x 2.4kW Model</u>
<b>Edison</b>	<b>\$1476.00</b>	<b>\$1116.00</b>
<b>Stage Pin (2P&amp;G)</b>	<b>1476.00</b>	<b>1116.00</b>
<b>Twistlock (L5-20)</b>	<b>N/A</b>	<b>1116.00</b>
<b>Power Con</b>	<b>1476.00</b>	<b>1224.00</b>
<b>Multipin</b>	<b>1656.00</b>	<b>1404.00</b>
<b>Wall Mount (lugs)</b>	<b>1800.00</b>	<b>1584.00</b>

### ETC SmartPack Touring System


This adaptation of the ETC SmartPack is perfect for weekend gigs or small touring productions. The rack comes complete with mains power distribution built in. Racks can be configured for either 2 or 4 SmartPack portable packs with output connectors of your choice. A main breaker and Cam-Lock pass throughs are available as options. All ETC SmartPack dimmers contain a sequencer, allowing SmartPack to run without a console. The auto-restart feature allows hands-off operation for situations where having a technician on site isn't practical; simply turn on the pack and your pre-programmed settings begin automatically.

<b>12 x 20 Amp SmartPack Touring System</b> .....	<b>\$ 5460.00</b>
<b>24 x 10 Amp SmartPack Touring System</b> .....	<b>5850.00</b>
<b>24 x 20 Amp SmartPack Touring System</b> .....	<b>9945.00</b>
<b>48 x 10 Amp SmartPack Touring System</b> .....	<b>10,725.00</b>
<b>100A Main Breaker Option</b> .....	<b>351.00</b>
<b>225A Main Breaker Option</b> .....	<b>682.50</b>
<b>Cam Pass Thru Option</b> .....	<b>390.00</b>





# Dimming & Control by Leprecon



## (A) Leprecon LPC Series Control Consoles

This feature-rich family of control consoles offers 1-scene, 2-scene, submaster, and memory modes for flexibility and easy learning by novice users. With 1024 DMX output channels and 512 channels of control, the LPC series is the perfect DMX lighting control console for users who desire a back-to-basics approach. **New Version 3 software also accommodates moving lights, LEDs, and other multi-attribute fixtures.** The LPC-48V and LPC-96V lighting consoles also have six programmable "Quick Looks" that are perfect for volunteer staff who just need to bring up work lights or set a look with the push of a button. Cues, groups, snapshot memories, chase effects, cue timing options, and touchscreen-compatibility are just a few of the excellent features of this effective console. Perfect for schools, studios, houses of worship, and more.

Leprecon LPC V3 48-Chan.....	\$4888.00
Leprecon LPC V3 48-Chan. w/15" Touchscreen .....	5837.00
Leprecon LPC V3 96-Chan. ....	6110.00
Leprecon LPC V3 96-Chan. w/15" Touchscreen .....	7060.00

## (B) LPC Lil' Wing Control Surface

Powerful yet intuitive, LPC-24S Lil' Wing offers a compact, fully featured lighting controller designed to be used with software running on a Windows laptop or PC. Using the same LPC software built for the consoles above, install the software on your PC and connect your PC to the LPC-24 Lil' Wing with a USB cable. You now have a fully operational console for programming and controlling moving lights, LED fixtures, and conventional dimmers using real faders, encoders, buttons and software. Enjoy the feature-packed LPC software for a fraction of the cost AND with the comfort of your own chosen PC/laptop. Software doubles as an off-line editor when PC/laptop not connected to Lil' Wing. Great for both venues and touring production work. Designed and built in the USA with the renowned Leprecon robustness.

LPC Lil' Wing LPC-24S .....	\$2514.00
-----------------------------	-----------

## 612/624 Control Consoles

Leprecon's compact and economical 600 series memory consoles are fully featured and designed to withstand demanding uses. The twelve channel 612 and 24 channel 624 incorporate the same full travel faders and rugged aluminum chassis design as the bigger touring consoles. Both consoles feature two scene preset mode, bump buttons with add and solo modes, multiple pages of memory and programmable chase effects. Standard control protocol is microplex (3-pin XLR) or DMX (5-pin XLR). Protocol can be used simultaneously. Preset memory capability is 48 (with cue stack ability) for the 612 and 96 for the 624. A go button and timed fades are available on both consoles, and they also have a blind edit function.


(C) LP-612 MPX / DMX .....	\$ 983.00
(D) LP-624 MPX / DMX .....	1676.00

## Leprecon LP-X Series

Designed with the lighting designer and programmer in mind, the LP-X Series console has powerful features that are easy to access. Ideal for churches, colleges, theatres, and production companies presenting moderately sized moving light productions, these consoles offer intuitive control for intelligent and conventional fixtures (dimmers). The LP-X24 allows control of 24 moving lights from a dedicated playback section that coexists with 96 channels of conventional dimming; the LP-X48 handles 48 and 192, respectively. An extensive fixture library contains personalities for common moving lights that can be automatically patched and assigned. Intelligent fixture playback includes separate fade times for color, beam, focus, and intensity attributes. Conventional cue stacks link to playback cue lists or chases with programmable in/out times, allowing for seamless looks between conventional and intelligent fixtures. All console functions are available from a 64 x 240 backlit LCD which incorporates softkeys for menu selection. Both consoles also have standard VGA output. The LP-X has the added option of a 15" LCD touch screen display that puts everything at your fingertips. Console is constructed with durable components for years of reliable service. Includes two Littlite tasklamps. Two year warranty. WYSIWYG Options Available.

(E) LP-X24 4.75" x 26.5" x 18" 29 lbs. ....	\$4353.00
LP-X24 w/15" touchscreen .....	5276.00
(F) LP-X48 4.75" x 36.5" x 18" 36 lbs. ....	6200.00
LP-X48 w/15" touchscreen .....	7123.00

# Dimming & Control by Leprecon



## (A) ULD Portable Packs

Leprecon has improved their line of industry leading tree-mount dimmers with the advent of the ULD series. Each dimmer is equipped with dual 25 amp SSR's and illuminated magnetic breakers, with superb overvolt/overtemp protection. Fully encapsulated chokes come standard with every dimmer to ensure quiet operation. Using the display based menu system, each channel can be defined as either a non-dim, fluorescent, or fixed intensity level. ULD series also offers additional output options including stage pin, Edison, and twistlock. Standard ULD packs offer 1800-watt max capacity per pack via a single 15A power input pigtail. HP (High Performance) packs have two 15A power inputs for a 3600-watt max capacity. All units are 14.15" x 5.82" x 4.05". DMX-512 (5-pin XLR) standard. The ULD-360 has all of the features found in the original 360 series dimmers plus added benefits that are sure to offer years of reliable service.

### ULD 340 Series - Four (4) dimmers per pack

ULD340 Stage Pin .....	\$783.00
ULD340HP Stage Pin .....	897.00
ULD340 Edison .....	751.00
ULD340HP Edison .....	866.00
ULD340 Twist Lock .....	783.00
ULD340HP Twistlock .....	895.00


### ULD 360 Series - Six (6) dimmers per pack

ULD360 Stage Pin .....	\$850.00
ULD360HP Stage Pin .....	962.00
ULD360 Edison .....	815.00
ULD360HP Edison .....	917.00

## (B) Leprecon LDS-610 Stick Dimmer

Leprecon brings its' years of dimmer know-how and tank tough construction to a stick dimmer format. The LDS-610 offers six (6) channels of dimming at 1200W per dimmer. Ideal for applications where distributed dimming is needed in tight spaces...new FOH locations, churches, studios, just to name a few. Convection cooling, along with encapsulated chokes, yields quiet operation. Also features internal single-phase / three-phase switch, overtemp/overvoltage sensing and protection, and easy display based menu system. Optional auxiliary duplex outlets offer dedicated power to scroller power supplies or other devices. A variety of hanging hardware is available. 5-pin DMX in/out, selectable dimmer curves, 10A magnetic breaker per circuit, two year warranty. Measures 76.2" x 5.75" x 3.8". 36 lbs.

LDS-610, Stage Pin .....	\$1943.00
LDS-610, Stage Pin w/Aux .....	2127.00
LDS-610, Duplex (Edison) .....	1773.00
LDS-610, Duplex (Edison) w/Aux .....	1957.00



## More Leprecon!

BMI Supply is proud to offer additional product lines from Leprecon including:

- VX Rack-mount Dimmers
- MX Rack-mount Dimmers
- Watson Power Management
- LWD Lightscape Panels
- APC Architectural Preset Control
- aris Architectural

*Please call or e-mail for details and pricing!*


## (C) Leprecon Wireless DMX Dimmer Packs

Leprecon has gone wireless! With the help of Wireless Solutions in Sweden, the industry-leading ULD series of reliable tree-pack dimmers can receive DMX-512 control signal wirelessly. The W-DMX series transmitter and receiver use adaptive frequency hopping technology to continually check for and adapt to interfering signal. This ensures smooth, efficient, and steady operation. Wireless range is up to 2300 feet indoors with the standard 2dBi antenna. Receiver is built into the ULD dimmer packs. Transmitters offer easy one-button process for search and link to receivers. S-1 Standard Transmitter offers full 2300' range and is powered with 120VAC or 12VDC via power over Ethernet (RJ45). S-1 Micro Transmitter features a small footprint, internal antenna (1600' range), and is powered via 12VDC with RJ45 connection.

ULD-340 4-pack, 1-15A power input, Edison output .....	\$1284.00
ULD-340 4-pack, 2-15A power input, Edison output .....	1400.00
ULD-360 6-pack, 2-15A power input, Edison output .....	1496.00
ULD-360 6-pack, 2-15A power input, Stage Pin output .....	1496.00
F-1 Transmitter .....	1115.00
F-1 Micro Transmitter .....	774.00



# Dimming & Control by Lightronics



(A)



(B)



(C)



(D)



(F)



(E)

## (A) TL-5024 Lighting Controller

An affordable console from Lightronics with powerful memory features and tremendous flexibility. Three manual operating modes: 12 channels x 2 scenes, 24 channels x 1 scene, or 12 channels x 12 recorded scenes x 16 pages (192 scenes total). Memory allows for 240 cues to be stacked with programmable fade times. Non-volatile memory retains scene, patch, and cue data when board is powered down. Additional features include softpatch, LMX-128 control protocol (DMX-512 available), audio input via built-in microphone, bump buttons, and extensive chase functions. Compact and lightweight at 15.25"W x 8.5"D x 2.5"H, 6.75 lbs.

<b>TL-5024</b> .....	<b>\$728.19</b>
<b>DMX Option for TL-5024</b> .....	<b>89.10</b>

## (B) TL-4016 and TL-4008 Lighting Controllers

The TL-4016 memory controller offers 32 channels, 16 scenes, and 2 programmable chases in a rugged yet compact case. Easy to use . . . but if you forget anything, the instructions are printed on the bottom! Three modes of operation: 16 channels x 2 scenes, 32 channels x 1 scene, or 16 channels plus 16 recorded scenes. Standard output protocol is LMX-128 (multiplex) via 3-pin XLR connector with DMX-512 available as an option.

<b>TL-4008</b> (8 channel version, pictured) .....	<b>\$359.64</b>
<b>TL-4016</b> .....	<b>538.65</b>
<b>DMX Option for TL-4008 or TL-4016</b> .....	<b>89.10</b>

## AS Series Dimmer Packs

Rugged construction make AS Series dimmers ideal for portable/touring applications. Switch between dimmer and relay mode to suit your application. High capacity triacs and externally accessible fuses for each channel ensure dependability. Heavy duty EMI/RFI filters prevent interference with other nearby electronic equipment. Includes top bracket for easy mounting with a standard C-clamp. 15A Edison plug(s) (provided) for power input can be upgraded to 20A plugs for maximum pack capacity. Models listed feature Edison outputs. Socapex and stage pin also available.

<b>40</b> = 4 ch, One power input, 600W/dimmer, 2400W total power (w/20A plug)	
<b>42</b> = 4 ch, Two power inputs, 1200W/dimmer, 4800W total power (w/20A plugs)	
<b>62</b> = 6 ch, Two power inputs, 1200W/dimmer, 4800 total power (w/20A plug)	
<b>L</b> = Lightronics LMX-128 control protocol	
<b>D</b> = DMX-512 control Protocol	
<b>AS-40L</b> .....	<b>\$299.70</b>
<b>AS-40D</b> .....	<b>324.00</b>
<b>(C) AS-42L</b> .....	<b>449.55</b>
<b>AS-42D</b> .....	<b>486.00</b>
<b>AS62L</b> .....	<b>\$566.19</b>
<b>AS62D</b> .....	<b>\$598.59</b>

## (D) Lightronics AR1202

Flexible, powerful, and affordable, this architectural dimming/control system is perfectly suited to restaurants, churches, auditoriums, ballrooms, meeting rooms, schools, and theatres. The AR1202 cabinet features 12 dimming channels at 2.4kW per channel powered by single-phase or three-phase service. All channels protected by high-speed magnetic circuit breakers and 550uS filter chokes minimizing EMI/RFI interference. On-board controller offers extensive options for system configuration and local preset set-up. The AR1202 can be controlled by any DMX-512 compatible lighting controller, in addition to a maximum of 32 remote stations. Remote stations range in complexity from simple on-off switches to preset slider/button stations. Up to 32 AR1202 units can be linked together for complete facility control. Fluorescent dimming options also available. Measures 20.5" x 21" x 6.25", 70 lbs.

**We're happy to help design a package that works for your specific venue. We're just a phone call or email away!**

<b>AR1202</b> .....	<b>\$3239.19</b>
<b>AC1109 8 scene button station</b> .....	<b>298.89</b>
<b>AF3107 6 scene fader station</b> .....	<b>387.99</b>
<i>Many additional remote stations available, please call for info.</i>	

## (E) Lightronics Dimmer Bar

An easily installed, low-cost alternative to traditional rack-mount dimmers. The DB-612 is designed to hang with your lighting fixtures, eliminating expensive distribution wiring and electrician costs. Simply run power and control to the dimmer bar, plug in your fixtures, and you're ready to light! The DB-612 provides six channels of dimming at 1200W per channel. Operate it with any lighting controller using DMX-512 control protocol or use internal scene settings for stand-alone operation. 450uS chokes for avoiding interference with other nearby electrical equipment. An ideal choice for schools, churches, community theatres, and more! Requires either 30A 120/240VAC single phase power or 20A 120/208VAC three phase power. Measures 72"L x 5"W x 3"D. Weight: 33 lbs.

<b>DB-612 Edison out 2 per</b> .....	<b>\$1619.19</b>
<b>DB-612ST 2 P&amp;G out 2 per</b> .....	<b>Call</b>
<b>DB-612TL Twistlock out 1 per</b> .....	<b>Call</b>

## (F) Lighting System in a Box!

A complete portable lighting system from Lightronics! Ideal for solo performers, small bands, school dances, and more! Rugged construction stands up to the rigors of touring and daily use. All packages include (1) AS-40L 4-channel dimmer, (4) PAR38 lighting fixtures with 150W lamps and gel, (1) 9' heavy duty tripod stand w/t-bar, and (1) 25' 3-pin XLR control cable. Additionally, choose one of the following controllers: FC-816 foot controller, TL-3012 12 channel memory console, or TL-4008 16-channel console.


<b>LB-11</b> (w/FC-816) .....	<b>\$809.19</b>
<b>LB-12</b> (w/TL-3012) .....	<b>809.19</b>
<b>LB-13</b> (w/TL-4008) .....	<b>809.19</b>

### Upgrades:

<b>LB-20</b> Four Channel Expansion (double everything except controller) .....	<b>\$525.69</b>
<b>LB-56</b> PAR56 - 300W upgrade .....	<b>149.04</b>
<b>LB-DMX1</b> DMX-512 upgrade for LB12 or LB13 .....	<b>178.20</b>
<b>LB-DMX2</b> DMX-512 upgrade for LB20 .....	<b>81.00</b>



# Dimming & Control



## (A) Pocket Console DMX

Smallest, lightest, most portable DMX-512 console we've seen! The Pocket Console DMX is an inexpensive and feature-rich DMX console that can handle a full universe (512 addresses) of DMX. Eight faders (each with bump button) can be assigned various DMX addresses in "patch" mode by simply tapping the appropriate bump button when that DMX address is active. LED display is readable in complete darkness. Useful tool for moving light testing/troubleshooting, emergency backup, softpatch teaching tool, small or simple shows, and remote focus applications. The Pocket Console is powered using one 9V battery (3 hours operation typical) or 120V AC (through power supply, included). Smaller than a VHS tape – 6-5/8" x 3-1/4" x 1-3/8". Includes integral 5-pin XLR DMX connection on minimum 18" pigtail. Weighs just 13oz with battery installed. Rackmount version and storage cases also available.

**Pocket Console** ..... \$295.00  
**Pocket Console PLAYBACK** ..... 375.00  
*(stores up to 8 submaster cues for playback)*

## (B) Leviton/NSI D4DMX Dimmer Packs

D4DMX is an economical satellite (tree-mount) dimmer pack sporting Microplex and DMX for use with a variety of controllers. D4DMX offers four (4) dimmers rated at 1200W each, 2400W maximum for the pack (20A max input, 15A Edison plug included). Also features circuit breakers for each dimmer, easy DMX addressing (no dip switches), data in-and-out, on-board chase features, built-in mounting bracket, rugged metal chassis, and preprinted instructions on the dimmer pack itself. Available in 3-pin XLR and 5-pin XLR versions for the DMX signal. 9 lbs. 7.5" x 10.25".

**D4DMX-MD5 (5-pin XLR)** ..... \$217.35  
**D4DMX-MD3 (3-pin XLR)** ..... 217.35

## Leviton/NSI 7000 Series Console

NSI Corp's MC 7000 series digital controllers are simple and flexible with three operating modes. The consoles have two-scene preset operation, wide mode (for single scene with double the channels), and memory scene operation. Dual split crossfaders, bump buttons, and programmable chase functions standard. Output is NSI microplex and DMX512. Easy to program and operate, the MC 7000 series is ideally suited for small venues. Operating instructions printed right on the consoles!

**(C) N7024 24/48 channels w/DMX** ..... \$877.91  
**N7016 16/32 channels w/DMX** ..... 665.28  
**N7008 8/16 channels w/DMX** ..... 447.93

## Leviton/NSI 7500 Series Consoles

Catering to a more sophisticated conventional lighting rig, the 7500 series features operational modes such as cue stacking (with multiple stacks), level sensitive chasing, submasters, and up to 512 memory scene capability. The encoder wheel, LCD readout, and soft patch capability make onboard editing quick and easy. Three (3) sizes available to suit most any venue or budget. DMX & Microplex included.

**(D) N7516 (16/32 channel, 256 memories)**..... \$1832.36  
**N7524 (24/48 channel, 384 memories)**..... 2172.56  
**N7532 (32/64 channel, 512 memories)**..... 2692.31

## (E) Dove Scenemaster

Dimming and control in one package! The rugged Dove Scenemaster units feature six (6) 1kW dimmers requiring two separate wall outlets for power (20A each). Weighing just 12 lbs., the Scenemaster is very portable and easy to set up. Available in U-ground or stage pin. Standard control features include blackout button, grand master fader, and bump buttons. Two scene version also has a timed crossfader (0-2 minutes). Dimensions (both versions) 15.5" x 10.5" x 7".

**SM6-DUG Two scene (U-ground) (Shown)** ..... \$ 805.95  
**SM6-SSP Two scene (2P&G)** ..... 1048.95

## (F) Fleenor Preset 10

A handy DMX512 snapshot device that records up to ten looks and plays them back at the press of a button. Available in a portable enclosure or as a single gang wall plate, the unit can function as a stand alone playback device or as an inline backup unit. When signal is present on the input side, that signal is passed through. If that signal is lost, the Preset 10 will begin transmitting the last received DMX512 look, thus keeping the stage from blacking out. Pressing one of the ten preset buttons will crossfade from the held look to the recorded preset. Crossfade times are programmable from zero to 999 seconds. Makes an excellent entry station or simple stage manager's panel!

**Preset 10 - Wall Plate Version** ..... \$508.69  
**Preset 10 - Portable Version** ..... 508.69

## (G) Lex Slim Dimmer Plus

Slim Dimmer Plus is a compact, full-featured 1800W dimmer. It can be used in situations where one dimmer or one more dimmer is needed. Controllable using both DMX512 and a front panel fader for maximum versatility. Readily used as a part of a location lighting kit or to augment an entertainment lighting system. Large display shows dimmer level and DMX address for easy setup. Includes Edison power input plug on an 18" 12/3 SO cable. Output is one Edison connector. 7.3" L x 4.15" W x 2.5" H. Weights 2.1 lbs. cUL listed.

**Slim Dimmer Plus #LDP1.8K** ..... \$475.92  
**Slim Dimmer (no DMX) #LDT1.8K** ..... 367.77

## LightFactory V2 PRO

This PC-based control solution offers all the features you would expect from any lighting control console while operating from your hardware. Light Factory can be expanded up to 64 DMX universes (32,768 Addresses) total. To build a complete system, simply add one of the ENTTEC USB to DMX interfaces between your computer and the dimmer rack. Create virtually unlimited cue lists, each able to hold millions of cues. Cue lists can run automatically from start to finish, with or without user interaction. Pre-emptive cues can anticipate complex lighting situations and automatically pre-fetch positions, colors, gobos, etc. LightFactory allows you to access effects, palettes, and channel groups at any time for the "on-the-fly" control. Minimum system requirements: Pentium III processor or greater, 128MB RAM, greater than 200Mb of free hard disk space, video card and monitor capable of producing 1024 x 768 resolution or greater. Vista, Windows 98, NT4, 2000, XP (SP 1 & 2)

**Light Factory (1 Universe, 512 Channels) #70551** ..... \$484.03  
**Add DMX-USB PRO** ..... 166.60



# Sound



**(A) Shure SM57 Microphone**

Legendary Shure microphone ideal for instrumentals or vocals. Bright, clean sound is ideal for sound reinforcement or recording. Versatile and dependable...a must have in your microphone inventory.

**Shure SM57** ..... \$99.00

**(B) Shure SM58 Microphone**

Arguably the most famous handheld vocal mic in the world. Distinct upper-mid range presence and unparalleled durability make this an ideal choice for everyday sound reinforcement needs for a professional vocalist.

**Shure SM58** ..... \$99.00

**(C) Shure SM81 Microphone**

Classic Shure condenser microphone offers the crispest reinforcement or recording of acoustic instruments, guitars, pianos, cymbals, and more. Wide frequency response, low handling noise, and low RF susceptibility.

**Shure SM81** ..... \$349.00

**(D) Shure SRH440 Headphones**

The SRH440 Professional Studio Headphones from Shure provide exceptional sound reproduction and comfort. SRH440 headphones reproduce accurate audio across an extended range. Impedance, power handling and sensitivity are all calibrated for professional audio devices such as DJ mixers, mixing consoles, and headphone amplifier. Includes carrying bag and threaded 1/4" (6.3mm) gold plated adapter.

**Shure SRH440 Headphones** ..... \$99.99

**JAM Mic Stands**

**(E) Round Base Mic Stand** – Here’s a mic stand you can rely on. Heavy cast base resists tipping and withstand the rigors of everyday use. Tough, black powder-coat finish resists scratching. Traditional turn-clutch mechanism for easy height adjustment (range: 33" to 60"). Weighs 7.8 lbs.

**JS-MCRB100 Individual Stand** ..... \$ 29.50

**JS-MCRB100 6-Pack of Stands** ..... 167.95

**(F) Boom Arm** - 19.5" - 34.5" adjustable, JS-TB100..... \$12.99

**(G) Tripod Stand** – This package is the perfect addition to any school program, house of worship, or performance group! It includes six tripod microphone stands with 30" fixed-length boom arms. You’ll have plenty of mic stands to go around. Plus, you’ll get a sturdy storage pack to carry them in!

**JS-MCFB6PK 6-pack w/storage bag**..... \$99.99

**(H) EV N/D267a Microphone**

The N/D267a is an affordable vocal and speech microphone featuring EV’s professional N/DYM magnetic structure and VOB (voice optimized bass) technology. This dynamic microphone offers excellent sound quality suitable for both live and studio performance. Also features rugged durability, on-off switch, non-reflective black finish, mic stand adapter, and soft carrying case.

**N/D267a** ..... \$79.00

**(I) EV N/D767a Microphone**

This is an ultra high-performance vocal microphone used worldwide by top singers and performers. N/D767a features a multistage shock-mount for superior low-handling noise. As with N/DYM series microphones, VOB (voice optimized bass) technology produces clear and pleasing vocals both live and in studio. Features 35hz to 22,000hz frequency response range, matte black finish, mic stand adapter, and soft carrying case.



**N/D767a** ..... \$129.00

**EV RE90B & RE90H Microphones**

RE Series mics are the first choice for smooth and accurate reproduction. The RE90 series condenser mics bring this famous sound performance to work in fixed installations and boundary applications. These are the most natural sounding mics on the market for speaking, professional theatre productions, and much more. Features razor-straight frequency response coupled with high gain-before-feedback and high-quality external pre-amps. 75hz to 15khz frequency response, matte black or white finish, phantom powered.

**(J) RE90H Hanging Mic** ..... \$311.00

**(K) RE90B Boundary (Floor) Mic** ..... 311.00



### (A) Countryman EMW Hair Microphone

This very small omnidirectional lavalier microphone is perfect for placement in an actor's hair. Measuring 1/2"W x 1/2"L x 1/8"DP, this microphone provides a smooth 6dB "shelved up" curve between 2kHz and 15kHz to compensate for lost reflections. Handling noise is exceptionally low due to the unique design of its outer shell and cable. This microphone is moisture resistant and can be used in wireless or wired systems.

**EMW-SL** (w/TA4F connection for Telex, EV, Shure) ..... **\$189.00**

**EMW-SR** (w/3.5mm locking plug for Sennheiser EW, G2, G3) .... **\$199.00**

*Call for pricing on other connector types*

### (B) Countryman B3 Lavalier Microphone

Very small omnidirectional lavalier microphone that withstands moisture, perspiration, and makeup (it will even survive an overnight bath in your favorite cola beverage). The body/hair mic used by the pros, the B3 offers superior low handling noise, wide frequency response, and can handle the highest sound levels. Operates with any wireless transmitter that can supply microphone power. Available in black, white, light skin, cocoa, and gray. Comes with carrying case, tie clip, wind screen, and proper connector.

**B3-SL** (w/TA4F connection for Telex, EV, Shure) ..... **\$199.00**

**B3-SR** (w/3.5mm locking plug for Sennheiser EW, G2, G3) ..... **\$209.00**

*Call for pricing on other connector types*

### (C) Countryman E6 Omni Earset Microphone

The E6 Omnidirectional Earset Microphone is excellent for singing and spoken word applications. E6 features an earworn rigid boom with a renowned Countryman mic element offering superb voice pickup surpassing traditional lapel or lavalier mics. It captures the closest source clearly with excellent rejection of wind, ambient noise, and feedback. Practically invisible to live or broadcast audiences, the E6 is incredibly comfortable for the wearer. The industry-unique snap-on cable extends the equipment life many times over. Rugged, lightweight, and comes in a wide variety of colors to match almost any skin tone. E6's adjustable rigid steel boom maintains its shape even after storage, ideal for single-user applications. The E6 Omni microphone is supplied with a snap-on cable with specified connector, windscreens, set of three protective caps, set of two collar clips (black and white), and carrying case.

**E6 Omni Earset Mic w/TA4F connector (most Shure, Telex, EV) .... \$349.00**

**E6 Omni Earset Mic w/3.5mm locking plug (Sennheiser G2, EW) ... 359.00**

*Many other connector options available, please contact us for pricing*

*E6i model (more flexible boom) available at same prices*

### (D) Microphone Cable

Black. Two 24-gauge conductors w/ shield. Also used for intercom cabling. Call for bulk pricing!

### Speaker Cable

Black, heavy duty round jacket. 14-gauge w/Switchcraft 1/4" plugs. Speakon options also available.

Length	Neutrik	Switchcraft	Length	Switchcraft
10'	\$16.04	\$18.99	10'	\$21.98
15'	17.11	20.08	15'	25.67
20'	17.99	21.60	20'	28.35
25'	19.14	22.88	25'	31.02
30'	21.25	25.11	30'	35.98
50'	26.42	30.56	50'	46.38
75'	41.68	46.73	75'	62.78
100'	48.69	54.14	100'	78.46

### (E) Audio Connectors

Below are our most popular audio connectors. Please call or e-mail for additional types and options.

Inline (cable mount)	Neutrik	Switchcraft
<b>XLR 3-pin Male</b>	<b>\$3.02</b>	<b>\$ 4.05</b>
<b>XLR 3-pin Female</b>	<b>3.15</b>	<b>4.31</b>
<b>1/4" Plug TS (2-cond)</b>	<b>3.93</b>	<b>7.47</b>
<b>1/4" Plug TRS (3-cond)</b>	<b>5.55</b>	<b>10.88</b>
<b>Speakon NL4FC (4-pole)</b>	<b>6.25</b>	<b>N/A</b>
<b>Speakon NL2FC (2-pole)</b>	<b>3.71</b>	<b>N/A</b>
<b>Couplers</b>		
<b>XLR 3-pin MM</b>	<b>\$15.00</b>	<b>N/A</b>
<b>XLR 3-pin FF</b>	<b>17.50</b>	<b>N/A</b>
<b>Speakon NL4MMX</b>	<b>9.45</b>	<b>N/A</b>
<b>Panel Mount</b>		
<b>Speakon NL4MP (4-pole)</b>	<b>3.50</b>	<b>N/A</b>
<b>Speakon NL2MP (2-pole)</b>	<b>3.02</b>	<b>N/A</b>

### SFX

SFX Software, with its cue list and "go" button, operates much like a lighting control console. This allows designers and operators to interact intuitively with the software. SFX allows the user to create more realistic timed cues than possible using minidisk, CD players, or other audio sources. Cues can link, overlap, and auto-follow in much the same way as a lighting console. Multiple cue lists run simultaneously, allowing for rich multi-track, multi-step cues. You can also implement volume changes within a cue! SFX software can output raw MIDI data to external devices (such as mixers and light boards), allowing SFX to control a complete playback sequence. The typical venue for SFX is theatre, but it is also used by theme parks, magicians, and other related entertainment productions. Supports .wav, .mp3, and .wma file formats. Call for minimum system requirements.

**SFX Standard** - Includes all but the most advanced SFX features (see Deluxe below). 16 physical outputs, 24 virtual outputs, 16 multitrack cues, unlimited cue lists  
**SFX Standard** ..... **\$295.00**

**SFX Deluxe** - 32 physical outputs, unlimited virtual outputs, 32 multitrack cues, unlimited cue lists. Also features scripting capabilities, RS-232 serial output, and MIDI time code.

**SFX Deluxe** ..... **\$395.00**

**SFX Deluxe (Student)**..... **195.00**





# Sound



(A)



(B)



(C)



(E)



(F)



(D)

## EV SX Series Speakers

EV SX Speakers are the industry standard for lightweight, high performance loudspeakers. Exceptional sound quality complemented by portability and durability. RMD (Ring Mode Decoupling) technology ensures crisp vocal intelligibility. Perfect for small theatres, stage fill, unique venues, and many other applications. All models feature attachment/rigging inserts to suit a wide variety of situations.

**(A) SX100+E** - Two-way full range speaker features a 12" LF cone driver and 1" HF driver. 200W power handling, 8 ohm nominal impedance. Trapezoidal design allows easy arraying. 65° x 65° constant-directivity horn has excellent projection capability and allows the system to be used horizontally or vertically with identical coverage. Built-in stand mount. Also available in white. Features Neutrik SpeakON input connectors. 32 lbs. 23" x 17" x 12".

**SX100+E** ..... \$592.50

**(B) SX300E** - Premier version of the SX100+E featuring 300W power handling and superior EV drivers. 45 lbs. 23" x 17" x 12".

**SX300E** ..... \$815.00

*Package discounts available on SX Series speakers*

## (C) EV ZX1 Speaker Series

The Electro-Voice ZX1 speaker series is an outstanding range of 8" 2-way cabinets designed as a compact solution for both portable and fixed applications. Featured here is the ZX1-90 portable cabinet, offering integrated pole mounting, dual NL4 SpeakON connections, 90 x 50 rotatable coverage pattern, built-in carrying slot, and removable rubber feet with mounting studs. ZX1's have a long throw 8" woofer coupled with the EV DH2005 true compression driver for fantastic acoustic performance. Small profile and clean lines make this a perfect solution for small FOH applications and backstage fill/monitors. 23 lbs. 18" x 11" x 11". Full line of installation versions also available, please inquire..

**ZX1-90 Portable Speaker, Black** ..... \$395.00

**ZX1-90W Portable Speaker, White** ..... 395.00

**CB1 Carrying Case w/shoulder strap** ..... 113.50

## (D) PreSonus StudioLive Mixers

You'll never go back to an old-school analog mixer once you've used StudioLive. With its incredible signal-processing power on every channel, easy store and recall of every setting, and the ability to record it all with just two mouse clicks, you'll get spoiled fast! The StudioLive series are a great choice for those who want to mix small to medium-sized shows and productions. It's a great choice for theatres, clubs, churches, bands, corporate applications, or educational institutions. Here, in one device, are high-headroom XMAX™ microphone preamplifiers, a built-in FireWire recording and playback interface, more than 90 signal processors, a big library of DSP effects, extensive LED metering, mixer save and recall, channel-strip save/recall/copy/paste, talkback, and more. Build mixes, loops, sound effects, and more, then bring them out to your show and mix them with the live performance. Process channels using your favorite plug-ins and completely automate your entire performance. Control the StudioLive from your Mac, PC, or iPad®. Manage monitor mixes from an iPhone® or iPod touch®. Tune your system to the room and fix feedback problems with integrated Smart Measurement Technology™.

**StudioLive 16.0.2** - Tiny package, big performance. 8 mono mic/line channel inputs, 4 stereo line channel inputs, 16x16 firewire interface ..... **\$1299.95**

**StudioLive 16.4.2** - 16 mic/line inputs, 4 subgroups, 6 aux mixes, 32x18 firewire interface ..... **\$1999.95**

**StudioLive 24.4.2** - 24 mic/line inputs, 4 subgroups, 10 aux mixes, 32x16 firewire interface ..... **\$3299.95**

**StudioLive 32.4.2AI** - 32 mic/line inputs, 4 subgroups, 14 aux mixes, additional FX busses, advanced EQ, 48x34 firewire ..... **\$3999.95**

## EV Q-Series Amplifiers

Q Series combines sonic excellence all in a compact and affordable package. With Q Series efficient Class-H design, the permanent voltage rail is designed to cover the average music signal, rather than supplying the voltage for maximum output power. If dynamic peaks require a higher output voltage, the voltage rail is switched to the maximum. This process saves up to 50% of the power consumption found in conventional amplifier designs.

**(E) Q44-II** - Maximum power capability of 2x450 watts @4 ohms. Excellent choice for small full-range tops and utility loudspeakers, such as ZX1, Sx Series or EVID series ..... **\$729.00**

**(F) Q66-II** - Workhorse of the Q series amplifiers delivers 2 x 600W @4 ohms / 2 x 900W @2 ohms and provides flexible drive capability for a variety of speaker systems, including Sx300, ZX4, SB122. Switchable LPN (Low-Pass Notch) filter circuitry provides extra tonal fundament and kick, with protective Low-Cut for using smaller passive 12" or 15" cabinets without additional subwoofers ..... **\$856.00**

# Sound



## Shure PGX Digital Wireless Mics

PGX series offers cost effective wireless systems with Shure's legendary "pro" performance. PGXD4 receiver features include: 24-bit, 48kHz digital audio technology, easy system setup with clear channel, true digital diversity, 900Mhz operation free from TV interference, XLR and 1/4" outputs. Transmitter features include: automatic transmitter setup, two (2) AA batteries provide up to 10 hours of continuous use, and 200 ft. (92 m) operating range. Carrying case included. Use up to five (5) compatible systems per frequency band (region dependant).

- (A) Shure PGXD24/SM58 Handheld System ..... \$449.00**  
Includes PGXD4 receiver, PGXD2/SM58 handheld microphone
- (B) Shure PGXD14/93 Omni Lavalier System ..... 469.00**  
Includes PGXD4 receiver, PGXD1 bodypack, WL93 omni lavalier mic

## Shure SLX Series Wireless Mics

A mid-level wireless mic system suitable for sound installations, working bands, and everything in between. Up to twelve (12) systems can be used in any band, with a maximum 26 systems across multiple bands. Auto-frequency scan ensures clear channel selection and quality audio performance. Infrared link automatically syncs the transmitter to the receiver. Also features detachable 1/4 wave antennas, backlit LCD, 1/4" and XLR audio outputs, and rugged metal construction. Transmitters last ~ 8 hours on two (2) AA batteries. 300' operating range. Rack mount hardware included.

- (C) SLX24/SM58 Handheld System ..... \$599.00**  
Includes SLX4 receiver and SM58 handheld microphone
- (D) SLX14/93 Omni Lavalier System ..... 599.00**  
Includes SLX4 receiver, SLX1 bodypack, WL93 omni lav microphone

## Shure System Components

Please specify frequency when ordering. Many additional options available!

Bodypack transmitters		Handheld transmitters	
PGXD1 .....	\$248.00	PGXD2/SM58 .....	\$248.00
SLX1 .....	199.00	SLX2/SM58 .....	219.00
ULX1 .....	215.00	ULX2/58 .....	274.55

### Lavalier Microphones

WL-93 omnidirectional (black or tan) .....	\$ 81.00
WL-183 omnidirectional (black).....	96.00
WL-184 supercardioid (black).....	119.00
WL-185 cardioid (black).....	112.00

## Beltpack Transmitter Protective Cover

Protect your wireless beltpacks from excessive perspiration and moisture. Save another last minute trip to the drugstore (yes, that's what these are) and have them delivered with your supplies from BMI. Sans lubrication. .... \$ 0.30

**More Shure!**  
Call or email for BLX & GLX wireless, headphones,  
and other Shure wired microphones!

## Shure ULX-D Digital Wireless

Shure ULX-D Digital Wireless offers uncompromising audio clarity and extremely efficient RF performance with rugged, intelligent, encryption-enabled hardware. Advanced recharging options eliminate the need for disposable batteries while extending usage times and life cycle. Generations ahead of any other available system in its class, ULX-D Digital brings a new level of performance to professional sound reinforcement. 24-Bit / 48 kHz digital audio delivers incredibly clear and accurate reproduction of the source material. Available with a wide selection of trusted Shure Microphones, including the legendary SM58 !

- (E) ULXD24/SM58 Handheld System ..... \$1349.00**  
Includes ULXD4 receiver and ULXD2/SM58 Handheld Microphone (SM58)
- (F) ULXD14/83 Omni Lavalier System..... \$1397.00**  
Includes ULXD4 receiver, ULXD1 bodypack, WL183 omni lavalier mic

## Shure ULX-S Wireless Mics

ULX Standard UHF wireless represents a breakthrough in performance and price for theatres, musicians, and sound installations with over 1400 selectable, pre-programmed frequencies available. ULXS4 receiver features include RF presence LED, 5-segment audio meter, transmitter battery fuel gauge, multi-function LCD, 1/2 rack design, detachable 1/4 wave antennas, and durable plastic chassis. ULX1 and ULX2 transmitters battery fuel gauge, backlit LCD, automatic frequency selection w/group scan, frequency & power settings, predictive diversity, 8 hour battery life, 5-segment audio meter, and 300' operating range.

- (G) ULXS24/58 Handheld System ..... \$689.00**  
Includes ULXS4 receiver and ULX2/58 Handheld Microphone (SM58)
- (H) ULXS14/93 Omni Lavalier System ..... 689.00**  
Includes ULXS4 receiver, ULX1 bodypack, WL93 omni lavalier mic

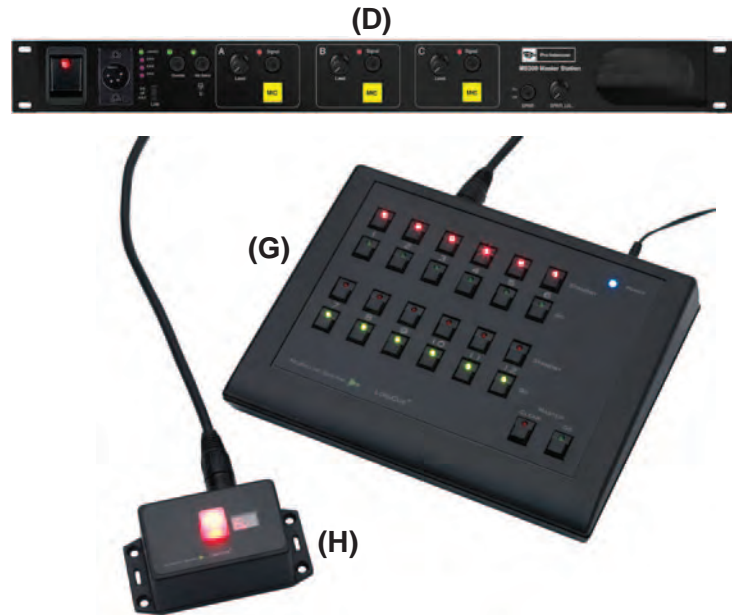
## Shure ULX-P Professional Wireless

Same great features as standard ULX-S with additional professional features including a metal chassis, lockout, advanced RF meter & LCD screen, remote 1/2 wave antenna and more. Used by pros worldwide.

- ULXP24/58 Handheld System.....\$859.00**  
Includes ULXP4 receiver and ULX2/58 handheld microphone
- ULXP14/83 Omni Lavalier System ..... 879.00**  
Includes ULXP4 receiver, ULX1 bodypack, WL183 omni lavalier mic



# Intercoms



## Pro Intercom Headsets & Handsets

### Standard (Full Cushion) Headsets

**(A) SMH-310 (Single Ear)** - Outstanding value. These are light & comfortable, with a soft removable ear muff that is removable and washable. Minimal moving parts. Dynamic microphone ..... **\$ 81.00**  
**DMH-320 (Dual Ear)** - Double sided version of SMH-310..... **117.00**

**(B) SMH-210 (Single Ear)** - High-quality construction with wide frequency response, reducing "ear fatigue" for long-duration situations. Deep, comfortable ear cushions. Noise canceling microphone, flexible headband, electret microphone. Easy repair and service ..... **\$130.50**  
**DMH-220 (Dual Ear)** - Double sided version of SMH-210 ..... **157.50**

### Lightweight Headsets

**(C) SMH-710 (Single Ear)** - This is a lightweight version of the SMH-310. At just 3.88 oz., this tidy unit is among the lightest (and most comfortable) headsets available for intercom. Ear cushion easily removable and cleanable. Note that this is for left-ear use only ..... **\$76.50**

### Handsets

#### HH10/A Intercom Handset

Telephone-style handset with push-to-talk switch in handle. Equipped with coiled cord and 4-pin XLR connector to connect to headset jack on intercom equipment. Superb construction and durability far surpasses any other intercom handset available. Includes wall-mount cradle. Available in black, white, or red (yes, that's right...a Batphone).

**HH10/AB Handset** ..... **\$144.00**

### (D) MS-300 Main Station

The MS-300 Main Station delivers power to your intercom system components and serves as the master controls station. It now features three (3) independent channels of communication (A & B & C). The Main Station user can communicate with either A or B or C, or all channels simultaneously. Additionally, A & B or A & B & C can be linked together to unify all users on one communication channel (often handy in emergency or rehearsal situations). The Main Station user can communicate via headset or using the front panel speaker and a gooseneck microphone. Additional paging outputs are also possible, as are external source inputs. Available with rack mount side panels, plain sides, or side panels with handles. Just one (1) rack unit tall. 120-240V AC input. Supports up to 66 beltpacks!

**MS-300 Main Station** ..... **\$849.15**

**LSM1 Gooseneck Mic (13")** ..... **220.50**

See headset options, also on this page

### PS300 Intercom Power Supply

The PS300 is a simple single rack space (or table mount) power supply that can serve up to 3 channels of intercom audio. Large toroidal transformer ensures no interference with other rack gear and handles 100V to 240V AC input. 17" x 9.5" x 1.75". Rack ears included.

**PS300 Power Supply** ..... **\$598.50**

### (E) BP-1 Single Channel Beltpack

Pro Intercom LLC beltpacks are engineered with frequency response that optimizes intelligibility and long-term listening comfort. The BP-1 can be affixed to the user's belt or to a wall using the secure clip attachment. The BP-1 is built using an extruded ribbed aluminum case, recessed controls, and high quality components. Also features mic on/off switch, call signal, sidetone control, volume control, and matte black finish. 3.70" x 4.30" x 2.50", 13.5 oz.

**BP-1 Single Channel Beltpack** ..... **\$216.00**

### (F) BP.15 Miniature Beltpack

Take the superior performance of the BP-1 beltpack and pack it into a case that is 1/7th (0.15) the size! The BP.15 is just that...a tidy version of the BP-1 that fits more comfortably on your belt or on that small swath of space left next to the lighting desk. Maintains the traditional 4-pin XLR headset jack, with a miniature XLR jack for the intercom signal. Includes a sturdy adapter cable for standard 3-pin XLR intercom cable. 3.4" x 2.1" x 0.9". 4.8 ozs.

**BP.15 Miniature Beltpack** ..... **\$243.00**

### BP-2 Two Channel Beltpack

Similar in construction to the BP-1 beltpack, the BP-2 offers a 2nd channel of intercom communication. The beltpack takes in two intercom signals via two 3-pin XLR connections, allowing the user to monitor either channel (or both simultaneously). The BP-2 mixes the incoming audio to one earphone (or both if dual sided). The BP-2B (B = "binaural") supplies separate audio from each channel to each ear (dual ear binaural headset needed). Separate controls (volume, sidetone, microphone on/off) provided for each channel. Durable matte black finish. 3.7" x 4.3" x 2.5". 13.5 oz.

**BP-2 Beltpack** ..... **\$324.00**

**BP-2B Binaural Belt Pack** ..... **364.50**

**NEW!**

### LogiCue Cue Light System

The LogiCue system is a digital cue light system that makes cueing actors and production crew easy and accurate. 12 channels of control gives you fantastic flexibility in planning your cueing needs. Sets up quickly using standard microphone cables. Features self-test on power-up, tactile "clicky" buttons, simple on/off or red/green configuration options, digital readout of control address (on cue lights themselves), and 2-way acknowledgement (yes, we are here and saw the standby light). Compact control surface consumes minimal space at your stage manager position. Cue lights can be daisy chained or connected using "Y" cables. Master "go" button allows triggering groups of cue lights at once. This is a great system developed by a working theatre professional. Made in the USA!


**(G) LogiCue LC1 Cue Light Controller** ..... **\$720.00**

**(H) LogiCue QL1 Cue Light** ..... **100.00**

# Intercoms



(A)



(D)




(B)



(E)



(F)



(C)



(H)



(G)

## Telex Intercom System

Telex Audiocom is a wired headset system that consists of modular components. Powered by a 24VDC power supply, it can network up to 22 channels with 240 user stations using balanced or unbalanced formats. The balanced line allows convenient station wiring and provides maximum protection from electro-magnetic interference. It also makes longer cable runs possible, even exceeding five thousand feet.

### Master Stations

#### (A) MS-2002

2 channel user/main station with 2.0 amp power supply with instantaneous auto reset in single unit with speaker. Includes VOX option, PA key, Mic kill key. All keys are back lit, combine/isolate switch, external balanced/unbalanced selector switch, dynamic mic headset jack, gooseneck mic jack, separate channel program input (DB-9F) and channel connectors (one XLR3M/F per channel plus XLR6), PA output, and (2) RCA speaker output jacks. Occupies one full rack space.

**MS-2002** ..... \$1251.18

### Power Supplies

#### PS-1F

A 500mA flush mount in two gang box power supply able to power up to 25 belt pack headset stations. Three wire barrier strip to allow wire tap terminals or screw clamp wiring. Balanced line operation only.

**PS-1F** ..... \$304.29

#### (B) PS-2001L

2-Channel 2 Amp power supply with combine/isolate feature, (2) XLR-3F connectors. (1) XLR-6F connector for combined output. Occupies 1/2 rack space. Balanced and unbalanced operation. U.L. and CSA listed.

**PS-2001L** ..... \$611.42

### (C) Ticket Window Security Intercom

The Audiocom ICW-6 represents the ultimate in reliable, rugged, and flexible security and ticket booth communications equipment. You never get a second chance to make a first impression. First contact with your customer is usually at the ticket booth. Cracked, interrupted, and garbled audio is not what you want that impression to be. Unique audio-shaping circuitry and enhanced VOX (Voice Threshold Level Activation) operation ensure maximum voice intelligibility. Installation is quick and easy with our 2-piece maintenance-free polycarbonate enclosure. Customize your user interface and maximize efficiency with your choice of two (2) hands-free operation modes. Gooseneck microphone operation enables users to move freely to access cash drawers or information sheets without being tethered by a headset. Headset operation provides a higher level of privacy and reduces ambient noise levels in multi-user environments. System Frequency Response: 200 to 4.5kHz ±3dB.

**ICW-6 Ticket Window Intercom** ..... \$704.03

**PH88-IC3 Headset** ..... 189.00

**MCP-90-12 Gooseneck 12"** ..... 206.01

**MCP-90-18 Gooseneck 18"** ..... 222.08

### Remote Belt Pack Stations

**(D) BP-1002** 1-channel metal w/call light, programmable mic kill detect and tone alert, dynamic/electret mic, and balanced/unbalanced operation **\$293.90**

**BP-2002** 2-channel metal w/call light, programmable mic kill detect and tone alert, dynamic/electret mic, and balanced/unbalanced operation **395.01**

### Microphones and Handsets

**(E) HS-6A** Handset, telephone type, with cradle **\$171.05**

**MCP-90-8** 8" Condenser gooseneck mic for US2002 and SS-1002 / SS-2002 speaker stations. **200.34**

**MCP-90-12** 12" Condenser gooseneck mic for US2002 and SS-1002 / SS-2002 speaker stations. **206.01**

### Headsets

#### Lightweight

**(F) PH-88** Lightweight, single-sided headset **\$183.33**

**PH-44** Lightweight, dual-sided headset **189.95**

#### Full Cushion

**(G) PH-1** Single-sided headset **\$205.07**

**PH-2** Dual-sided headset **257.04**

### Remote Speaker Stations

**SS-1002S** Single channel speaker station portable w/top handle case and (2) XLR-3 **\$635.04**

**SS-2002S** Dual channel speaker station portable w/top handle case and (2) XLR-6 **667.17**

**SS-1002U** Single channel flush mount speaker station w/uBox **512.19**

**(H)SS-2002U** Dual channel flush mount speaker station w/uBox **549.05**

**SS-1002P** Desk top single channel speaker station w/angled case and (2) XLR-3 **635.04**

**SS-2002P** Desk top dual channel speaker station w/angled case and (2) XLR-6 **667.17**

### Remote Stations, Flush Mount

**WM1000** 1-channel flush mount with call light **\$402.57**

**WM2000** 2-channel flush mount with call light **433.76**





# Intercoms



(A)



(C)



(B)



(D)



(E)



(F)



(G)



(H)



(J)



(I)

## Clear-Com Wired Intercom

Clear-Com Party-Line intercom is a full-duplex intercommunications system, ranging from a simple single-channel to a sophisticated multi-channel system. The wide bandwidth system will support up to 100 stations that are easily connected together using standard microphone cable. A central power supply provides short-circuit proof regulated power as well as audio termination for the whole system. Clear-Com equipment is designed specifically for the demanding broadcast and entertainment industries. Two-year warranty on parts and workmanship.

## Clear-Com Main Stations

The central power source for a party-line system, in addition to serving as a user station.

### CS-702 Two (2) Channel Master Station

Two channel portable main station with 4-pin XLR connection for operator headset. Operator can talk and/or listen on either or both channels. Mic kill switch turns off all open mics in the system. Illuminated momentary/latching talk buttons provide visual signaling of received calls. Includes 1 amp power supply supporting up to thirty (30) belt packs.

**CS-702** ..... **\$1029.30**

### (A) MS-704

Four (4) channel rack mount master station. Features the additional option of gooseneck mic and speaker for operator use. Headset can also be used. Features 2 amp power supply supporting sixty (60) belt packs.

**MS-704** ..... **\$1771.90**

## Clear-Com Power Supplies

Simple system power supplies without operator functions. Cost-effective solution for basic installations and portable systems.

### (B) PK-7

One channel 1/2A power supply supports 10 belt packs. Ultra compact and lightweight. Rugged all-metal case. Three XLR output connectors for simple connection of belt packs.

**PK-7** ..... **\$310.20**

### (C) PS-702

Two channel 1 amp rackmount power supply supports thirty (30) belt packs.

**PS-702** ..... **\$803.70**

### PS-704

Big brother to the PS-702. Four channel 2.5 amp rackmount power supply. Power short LED's for each channel. Sixty (60) belt pack capacity.

**PS-704** ..... **\$1029.30**

## Clear-Com Belt Packs

Clear-Com belt packs offer excellent intelligibility, two-position gain switch, visual call signaling with high-intensity LED's, and aircraft-grade aluminum construction. Lightweight yet rugged.

### (D) RS-701

Single channel belt pack. Features mic on/off switch, signal button and indicator, volume control, sidetone adjust, and 4-pin headset connector. In and out 3-pin XLR connectors for easy daisy-chaining.

**RS-701** ..... **\$296.10**

### (E) RS-702

Two channel belt pack. Programmable switching lets user listen to both channels simultaneously, and select which channel to talk on. 6-pin XLR in/out connectors.

**RS-702** ..... **\$399.50**

**YC-36 Adapter** (combines two 3-pin lines into 6-pin) ..... **91.18**

## Headsets

All items below come standard with 4-pin XLR connection. Other options available.

(F) **CC-300-X4** Standard Single Ear (replaced CC-95)..... **\$272.60**

**CC-40** Economy Single Ear ..... **149.46**

(G) **CC-400-X4** Standard Double Ear (replaced CC-260) ..... **324.30**

(H) **CC-26K-X4** Lightweight Single Ear ..... **187.06**

(I) **CC-27** Lightweight Single Ear Wraparound..... **139.12**



### (J) Clear-Com's Que-Com

Que-Com is an economical, high performance belt pack and headset combination that will work with any wired Clear-Com intercom system. The durable, all-metal die cast belt pack features a belt clip, individual volume control, and mic kill switch. The rugged, noise isolating headset is permanently wired to the belt pack and is available in both single-ear and double-ear configurations. Combine this with Clear-Com's PK-7 Power Supply and you have a very economical, high-quality, full-duplex, wired intercom system.

**SMQ-1 Single Ear Headset & Belt Pack Combo** ..... **\$258.50**

**PK-7 Power Supply** ..... **310.20**

# Intercoms



## Telex BTR-240 Digital Wireless Intercom

The Telex BTR-240 is an affordable, flexible, configurable wireless intercom system that utilizes license-free 2.4GHz WiFi technology. Features: Easy setup & operation, full duplex (talk & listen) operation, 64-bit encrypted audio, automatic RF channel selection via ClearScan, battery charge indicator, built-in lithium-ion battery pack, independent volume control & headset mic level control, programmable beltpacks. Operates on IEEE 802.11b "WiFi" standard with operating range up to 800' (line of sight). Supports up to 8 beltpacks. Rackmount hardware included.

- (A) BTR-240 Wireless Base Station..... \$3459.65
- (B) TR-240 Wireless Beltpack ..... 875.07

## Telex BTR 700 - UHF Wireless Intercom

### (C) BTR 700 Base Station

This is the central brain of the system, supporting up to four (4) TR700 belt packs in fulltime transmit, full duplex operation. The system operates in the UHF band from 518 to 740 MHz, with 1440 user selectable frequencies available. At the Telex factory, twenty-four (24) groups are pre-selected for immediate use. Bright, clear, readable LCD display puts all of the features and information you need to access right at your fingertips. Without layer after layer of menus to deal with, the new graphical user interface allows even new users to access, change, and store system settings as well as frequency selections. BTR 700 also features a full talk/listen headset station so that an additional user can communicate on the intercom channel. Enhanced ClearScan technology enables you to select interference free frequencies with the touch of a button. This dynamic feature allows system frequency selection and setup in just minutes in a new location. Superb Telex audio quality!

- BTR 700 Base Station ..... \$4085.24

### (D) TR 700 Beltpack Transceiver

Rugged yet lightweight cast magnesium beltpacks withstand the rigors of stage and touring applications. Intelligent power control technology eliminates overloading the base station receiver - each beltpack senses when it is close to the base station and reduces its output by 10 dB. Detachable antennas make storage and shipping a breeze. Battery options include alkaline AA (~14 hour life) or rechargeable NiMH battery packs. TR 700's feature a 4-pin XLR connector to accept standard Telex headsets.

- TR 700 Beltpack ..... \$1359.86

### Accessories

- BC-800NM Single Charger with NiMH Battery Pack ..... \$ 362.88
- BC-800NM4 4-bay Charger with 4 NiMH Pack ..... 1354.19
- BP-800NM Battery Pack Only ..... 120.02

## (E) HME Wireless Intercom

**DX200 Digital Wireless Intercom System:** HME's DX200 is a 2.4 GHz wireless intercom system with exceptional sound clarity and secure, interference-free communication. Each base station will support up to 15 communicators, any four of which can be used in hands-free, full duplex mode and a fifth with the base station headset. The vertical and horizontal diversity antenna system prevents dropouts and provides the strongest audio signal possible. The DX200 will interface with any two and four-wire intercom system with up to 20 hours of continuous use on the rechargeable battery. Simple and easy to use right out of the box.

**DX200 Complete Beltpack System:** Includes Base Station with 2-antennas, 115/230 VAC power supply; 4-BP200 Beltpacks each with 2-batteries and pouch; 5-HS15 Single Muff Headsets; and 1-AC40A Battery Charger ..... **\$7844.30**

- BS200 Base Station ..... 3473.30
- BP200 Beltpack with Batteries & Pouch..... 733.20
- HS15 Single Muff Headset ..... 172.02
- HS16 Single Muff Lightweight Headset ..... 136.30
- AC40A Battery Charger..... 592.20

## Telex BTR-300 - VHF Wireless Intercom

### (F) BTR 300 Base Station

The BTR-300 is a four channel base station repeater with four receive channels and one common transmit channel. Four beltpack transceivers can be operated in a full duplex network from one BTR-300. Carefully selected frequency groups in the 150 to 216 MHz VHF range avoid interference from low band signals. This Radiocom system is the first to consider the crowded RF spectrum and take DTV band allocations into account. Advanced intercom interface circuitry allows simple, seamless two-way operation with all major intercom brands. Ergonomically designed user interface, with well labeled controls and bright status light indicators enables quick system setup and low learning curves.

- BTR-300 ..... \$3350.03

### (G) TR 300 Beltpack Transceiver

The TR-300 provides remote headset communication between the base and other TR-300s. Belt packs operate on two discrete frequencies; one for transmit and one for receive. The dual frequency operation allows user to talk into the intercom system and listen at the same time in full duplex. The TR-300 features a dual function talk button that acts as a momentary on when pushed once, and locks on when tapped twice. New NiMH rechargeable battery system allows for charging while in the belt pack or in a separate charger. NiMH offers 17 hours continuous duty; Alkaline AA's offer 24 hours of duty. The TR-300 won't drag you down like other beltpacks; the lightweight polycarbonate technology delivers unparalleled durability while weighing in at only 13 ounces (including batteries!)

- TR-300 ..... \$996.03

For Headsets, see page 79 & 80



# Paint



(A)



(B)



(C)



(D)

## (A) Rosco Off Broadway Paint

This versatile vinyl acrylic latex paint may be used on a variety of surfaces, and is ready for use right out of the bucket.

No.	Color	5 Gal.	Gallon	Quart
5350	White	\$142.68	\$31.10	\$10.88
5351	White White	167.48	37.41	13.05
5352	Black	155.08	34.80	12.18
5353	Yellow Ochre		34.80	12.18
5354	Burnt Umber		34.80	12.18
5355	Raw Sienna		34.80	12.18
5356	Burnt Sienna		34.80	12.18
5357	Raw Umber		34.80	12.18
5358	Earth Umber		34.80	12.18
5359	Ultramarine Blue	49.59	17.40	
5360	Fire Red	56.33	19.79	
5361	Deep Red	55.90	19.58	
5363	Orange	43.72	15.44	
5364	Emerald Green	43.72	15.44	
5365	Chrome Oxide Green	43.72	15.44	
5366	Lemon Yellow	43.72	15.44	
5367	Golden Yellow	43.72	15.44	
5368	Purple	55.90	19.58	
5369	Magenta	55.90	19.58	
5371	Pthalo Green	43.72	15.44	
5372	Sky Blue	43.72	15.44	
5373	Pthalo Blue	43.72	15.44	
5374	Imperial Green	59.16	20.88	
5375	Navy	55.90	19.58	
5376	Brilliant Red	59.16	20.88	
5380	Van Dyke Brown	43.72	15.44	
5382	Paynes Grey	59.16	20.88	
5383	Bright Gold (Metallic)	89.39	31.10	
5384	Gold (Metallic)	89.39	31.10	
5385	Silver (Metallic)	89.39	31.10	
5386	Copper (Metallic)	89.39	31.10	
5387	Antique Gold	89.39	31.10	

## (B) Rosco Super-Saturated Paint

Brilliant opaque colors formulated to be diluted with substantial quantities of water while retaining binder strength. Works on most scenic surfaces - muslin, plastic and metal.

No.	Color	Quart
5965	Red	\$33.50
5968	Green Shade Blue	33.50
5969	Ultramarine Blue	33.50
5971	Chrome Green	33.50
5972	Emerald Green	33.50
5973	Pthalo Green	33.50
5974	Imperial Green	33.50
5975	Magenta	33.50
5976	Brilliant Red	36.98
5977	Spectrum Red	33.50
5979	Purple	33.50
5980	Iron Red	22.62
5981	Chrome Yellow	33.50
5982	Yellow Ochre	22.62
5983	Raw Sienna	22.62
5984	Moly Orange	33.50
5985	Burnt Umber	22.62
5986	Raw Umber	22.62
5987	Burnt Sienna	22.62
5988	Lemon Yellow	33.50
5989	Turquoise Blue	33.50
5990	Prussian Blue	31.10
5991	Navy Blue	31.10
5992	Paynes Grey	33.50
5993	Leather Lake	22.62
5994	Grass Green	31.10
5996	Cerulean Blue	31.10
5997	Hunter Green	31.10
5998	Van Dyke Brown	22.62

## Clear Gloss & Flat Acrylic

These clear acrylic mediums are designed to be diluted with water and applied as an overcoat.

Color	5 Gal.	1 Gal.
(C) Rosco Clear Gloss	\$179.87	40.02
(D) Rosco Clear Flat	179.87	40.02
Flo Clear Gloss Acrylic		39.37
Flo Clear Flat Acrylic		34.00

## Rosco Premiere Clear

Suitable for sealing painted finishes, floors, high-traffic surfaces. Also used for faux finishes and glazing. Dries to touch in 1 hour, full cure is 24 hours.

Finish	Quart	1 Gal.
Premiere Clear Gloss	\$21.00	63.50
Premiere Clear Satin	21.00	63.50
Premiere Clear Flat	21.00	63.50

## SuperSat Concentrated Bases

Same formulation as SuperSat above in base neutral, white, and black. Aggressive binder for superior adhesion to most surfaces.

No.	Color	5 Gal.	1 Gal.	1 Qt.
6001	Neutral	N/A	\$37.41	N/A
6002	White	196.19	42.41	N/A
6003	Velour-Black	234.47	53.51	18.71

Stocking up for the season?

Please call or email for special bulk pricing on paint & coatings.



(A)

**(A) The ARTIST'S CHOICE** palette consists of deep, pure hues designed for Theatre, Film and Display work. The paints are saturated color pigment suspended in an acrylic-like medium that provides superior hiding, absorption and sag resistance. These vivid colors blend easily and are designed to be extended with water. Colors dry fast to a deep, non-reflective finish. • Opaque results are achieved mixing 1 part paint - 3 parts water. • Translucencies are achieved mixing 1 part paint - 5 / 10 / 15 / 20 parts water. ARTIST'S CHOICE paints adhere well to most surfaces.

No.	Color Name	Pints	Quarts	Gallons
7701	Daylight Blue	\$ 14.26	\$19.13	\$53.74
7702	Midnight Blue	15.50	20.87	55.63
7703	Pthalo Blue	14.26	19.13	54.23
7704	Ultramarine Blue	17.30	23.20	61.72
7730	Navy Blue	15.84	20.76	54.23
7705	Royal Purple	17.26	23.08	69.43
7706	Magenta	17.26	23.08	69.43
7731	Dark Red	17.23	23.08	69.43
7707	Rich Red	17.23	23.08	69.43
7708	Bright Red	16.30	21.80	64.86
7709	Orange	16.30	21.80	64.42
7710	Golden Yellow	15.94	21.32	63.22
7711	Primary Yellow	15.94	21.32	63.22
7712	Primary Green	14.62	19.59	54.01
7732	Emerald Green	15.50	20.76	55.74
7713	Pthalo Green	15.76	21.11	58.97
7714	Oxide Green	15.50	20.76	55.74
7715	Yellow Ochre	11.97	15.99	41.80
7716	Raw Sienna	11.97	15.99	41.80
7717	Burnt Sienna	11.97	15.99	41.80
7718	Burnt Umber	11.97	15.99	41.80
7719	Raw Umber	11.97	15.99	41.80
7728	Van Dyke Brown	11.97	15.99	41.80
7720	Masking Black	11.97	15.99	41.80
7721	Neutral Tone Gray	11.71	15.71	37.83
7722	White	11.10	14.82	37.29
7723	Double White	12.09	16.23	41.51
7724	Gold	19.52	28.66	80.88
7725	Silver	19.52	28.66	80.88
7727	Copper	19.52	28.66	80.88

**(B) Plastic Varnish**

Sealer • Binder • Extender. Protective coating for all types of porous and non-porous surfaces. Dries clear. Excellent binder/extender for mixing pigments, paints, and dyes. Designed to be extended with water for large area coverage.

Finish	Quart	Gallon	5-gallon
Flat (no sheen)	\$18.18	\$38.22	\$172.74
Gloss	18.18	38.22	172.74

**More Paint!**  
Check out our website or give us a shout to get details on other great paint offerings including Chroma Key, Digicomp, TV Paint, Roscoglo, test kits and much more!



(B)



(C)



(D)

**(C) Rosco Colorcoat**

A durable water based acrylic enamel that has excellent interior and exterior durability. The high gloss finish retains its' look for years to come. Use on metal, wood, concrete, brick, decks, and floors. Dries in one hour, cleans up with water

No.	Color	Gallon
5620	Clear	\$53.14
5621	Clear Satin	53.14
5634	Black	58.50
5635	Flat Black	58.50
5636	Aluminum	86.29

**(D) Rosco Iddings Deep Colors**

The preferred scenic artist's casein/fresco paint system for more than 30 years. Wide range of deep colors in an economical protein base. Designed to be mixed with water without losing brilliance or color tone.

No.	Color	5-gallon	Gallon
5551	White	\$184.79	\$43.72
5552	Black	210.37	49.59
5553	Yellow Ochre		49.59
5554	Burnt Umber		49.59
5555	Raw Sienna		49.59
5556	Burnt Sienna		49.59
5557	Raw Umber		49.59
5558	Van Dyke Brown		49.59
5559	Ultramarine Blue		62.21
5560	Red		62.21
5561	Dark Red		80.91
5562	Bright Red		93.00
5563	Orange		80.91
5564	Emerald Green		62.21
5565	Chrome Oxide Green		62.21
5566	Lemon Yellow		80.91
5567	Golden Yellow		80.91
5568	Purple		80.91
5569	Magenta		80.91
5570	Turquoise Blue		62.21
5571	Dark Green		62.21
5572	Cerulean Blue		62.21
5573	Navy Blue		62.21



# Paint

Great for painting stage floors!



(A)



(B)



(C)



(D)



(E)



(F)

## (A) Rosco Tough Prime

Tough Prime covers just about any surface, including PVC pipe, aluminum, foams and plastics, as well as muslin, wood and foam core. This quick drying, acrylic emulsion primer dries to a tough, durable coating which can be painted over with any paint and is excellent for both interior and exterior use. **Looking to paint your stage floor? This is the stuff to use.**

Color	Gallon	5-gallon
White Tough Prime	\$47.42	\$214.02
Black Tough Prime	47.42	214.02

## (B) Tough 'N White Primers

**Standard** - Primer for all types of materials. Remains flexible, good for bendable surfaces. Strong adhesion, bonds to just about any surface. Heavy bodied - resists cracking. Dries white; will not "dull" finish paint. Dries fast in about 30 minutes.

**Metal** - Primer for metals and hard to grip surfaces. Rust inhibitor prevents corrosion. Superior adhesion grips non-porous surfaces. Dries white - will not "dull" finish paint. Heavy bodied - resists scuffing and abrasion.

Type	Quart	Gallon	5-gallon
Standard	\$15.06	\$42.25	\$190.27
Metal	20.52	46.83	210.70

## Rosco Flexcoat

Flexible, non-toxic, water-based coating for polyurethane foam, styrofoam, and ethafoam. Provides excellent adhesion to a wide variety of substrates. Flexcoat contains no plasticizers so it will not become brittle with age or exterior exposure. Weatherproof and fire retardant, provides one-coat protection.

Flexcoat Gallon	.....\$54.16	5 Gallon	..... \$243.17
-----------------	--------------	----------	----------------

## (C) Rosco Foamcoat

Water-based, flame retardant protective coating for all rigid foams. Dries to a very hard durable coating that resists chipping and cracking yet can be sanded smooth or carved with detailing. Useful on heavily abused scenery or props. Can also be used as a texturing agent to create patterns like bark, stonework, and other scenic elements.

Foamcoat Gallon	...\$54.16	3.5 Gallon	..... \$180.53
-----------------	------------	------------	----------------

## (D) Sculpt or Coat®

The original clear foam coating. This versatile construction tool creates a tough, flexible plastic coating. Great for walkables, sitables, and touring pieces. Fantastic adhesive - sticks to practically everything! Binds textures. Air cures. Sculpts with fabric or paper pulp. Save time! Color with ARTIST'S CHOICE saturated paints before applying and you can tough coat, base paint, texture, and protect all in one easy step.

	Quart	Gallon	2-gallon	5-gallon
Sculpt or Coat	\$26.89	\$53.35	\$100.99	\$238.63

## (E) Rosco Crystal Gel

Rosco CrystalGel is a clear plastic-like coating that can be applied to virtually any scenic surface and dries to a flexible, translucent, paintable surface in a few hours. Once dry, CrystalGel can be carved or rolled without peeling or cracking. Sawdust, ground cork or other products can be added to create a variety of textures. Non-toxic, water-based, one gallon will cover about 250 square feet depending on thickness.

Crystal Gel 1 Gallon	.....	\$ 54.16
Crystal Gel 5 Gallon	.....	243.17

## (F) JAXSAN 600 Scenic Coating

A great product originally made for the roofing industry that found its way into theatre and scenic construction. JAXSAN is an acrylic latex coating that forms a fiber-reinforced rubbery skin on nearly any surface and is very popular for foam sculpture. It is tough enough to be used as a floor coating! JAXSAN is available in three consistencies so that it can be applied by brush/roller, special sprayer, or trowel. Weather resistant, flame retardant, water thinnable and non-hazardous. Standard paints adhere to JAXSAN without flaking. Available in White, Black, Tan, Aluminum Gray, Light Gray.

	Gallon	2-gallon	5-gallon
Jaxsan 600	\$43.23	\$84.04	\$203.44

# Paint



(A)



(B)



(C)



(D)



(E)

## (A) Rosco VividFX

Rosco's VividFX paints are designed to meet the demanding needs of the special effects artist. The VividFX series of colors combines a wide palette of 13 colors, brilliant fluorescence and one coat coverage and opacity in one remarkable paint formulation. These paints glow most brilliantly between 365-380 nanometers, create stunning black light effects and intermix cleanly to provide a wide array of intermediate fluorescent hues. Formulated in a versatile vinyl acrylic binder, VividFX has excellent adhesion and durability and is water resistant for interior and exterior use. It is best applied by spray gun over a white base coat.

No.	Color	Pint	Quart	Gallon
6250	Bright White	\$31.10	\$55.90	\$165.08
6251	Lemon Yellow	34.80	62.21	177.26
6252	Orange Sunset	31.10	55.90	165.08
6253	Orange	31.10	55.90	165.08
6254	Scarlet Red	31.10	55.90	165.08
6255	Hot Pink	31.10	55.90	165.08
6256	Magenta	31.10	55.90	165.08
6257	Violet	31.10	55.90	165.08
6258	Deep Blue	31.10	55.90	165.08
6259	Brilliant Blue	31.10	55.90	165.08
6260	Aquamarine	31.10	55.90	165.08
6261	Electric Green	31.10	55.90	165.08
6262	Deep Green	31.10	55.90	165.08

## (B) Rosco Fluorescent Paints

Vivid, vinyl acrylic colors that are visible and brighter in normal light, and fluorescent under ultraviolet or black light. Pints also available, \$21.14 each.

No.	Color	Quart	Gallon
5779	White	\$33.50	\$101.57
5780	Red	33.50	101.57
5781	Orange	33.50	101.57
5782	Yellow	33.50	101.57
5783	Green	33.50	101.57
5784	Blue	33.50	101.57
5785	Invisible Blue	35.67	124.85
5786	Pink	33.50	101.57
5787	Gold	36.11	106.79

## (C) Rosco FlexBond

FlexBond is a clear, flexible scenic glue which bonds many porous and non-porous scenic materials. Rosco FlexBond dries to a clear, hard, yet pliable coating that does not suffer from the "tackiness" common in many other flexible glues. FlexBond is water-based and safe to use.

FlexBond Gallon ....\$37.19      5 Gallon ..... \$166.17

## Wood Glue

These white and yellow glues are super performers and the best we've found. The 5060 white is a good general purpose woodworking adhesive. Well fitted and tight fitting joints with even pressure are essential to achieve adequate bonding. Set speed is medium to fast.

The 5460 yellow is a superior multipurpose adhesive. With its viscosity stability, superior strength, and high percent solids, 5460 is the choice for an all purpose adhesive. Set time is 45-60 minutes at 72°F. Both glues are freeze/thaw stable.

5060 White Glue .....\$71.20/5 gal. pail  
5460 Yellow Glue ..... 71.20/5 gal. pail

## 3M Spray Adhesives

### 3M SUPER 77 MULTIPURPOSE SPRAY ADHESIVE

With fast tack, long bonding range, and little or no soak-in, Super 77 multipurpose spray adhesive is a versatile tool for bonding lightweight materials such as fabrics, plastics, soft foams, paper, cardboard, and thin-gauge metals. Clear in color. One 24oz can will cover up to 170 square feet

Spray 77 - 24oz..... \$16.20

### (D) 3M 78 POLYSTYRENE FOAM INSULATION SPRAY ADHESIVE

With pushbutton convenience 3M 78 Spray Adhesive targets spray for efficient use of adhesive in bonding most insulation, including expanded polystyrene and extruded polystyrene. Clear in color. Will not eat away foam board. One 24oz can will cover up to 130 square feet.

Spray 78 - 24oz..... \$17.50

### 3M 90 HIGH STRENGTH SPRAY ADHESIVE

3M 90 spray adhesive features fast, high performance contact bond strength ideal for wood, high pressure laminate, metal, polyethylene, poly propylene and more. Bonds edge banding in 60 seconds compared to 15-20 minutes for many typical bulk contact adhesives. Translucent. One 24oz can will cover up to 88 square feet.

Spray 90 24oz..... \$19.15

## (E) 3M Contact Adhesive - 30NF Green Glue

This green, waterbased contact adhesive is non-flammable, and can be applied by spray, brush, or roller. Bonds most foamed plastics, plastic laminate, wood, plywood, and canvas to themselves and each other. Non porous surfaces typically require only one coat while porous surfaces may require two coats. Dries sufficiently in 30 minutes under normal temperatures.

Fastbond 30NF, Gallon ..... \$ 89.90  
Fastbond 30NF, 5 Gallon Pail..... 308.75



# Paint



## Flame Sentry Powder

Flame Sentry Powder is an additive you can put in your paint to flame retard and paint in one step. It can be mixed with all oil and water-based paints, stains, varnishes, and lacquers. Proper application achieves a Class A flame spread rating and acceptable smoke density rating.

**Water Base:** 8 oz. FLAME SENTRY POWDER per gallon of paint

**Oil Base:** 12 oz. FLAME SENTRY POWDER per gallon of paint

8 oz. Package ..... \$15.50    12 oz. Package ..... \$23.25

### (A) Flame Out II

is a Polymer-based liquid concentrate that is used to treat most natural and synthetic fabrics specifically cottons, silks, nylons, polyester, rayons, and blends. FLAME OUT II is also effective on cellulose such as paper, wood, foam core and other like materials. FLAME OUT II meets or exceeds MVS302, NFPA 701, ASTM E-84, UFAC Class 1, and FAA vertical and horizontal. NON-TOXIC. **Mix with an equal amount of water 1:1. Coverage (per diluted gallon) can vary; approximately 350-500 square feet.**

1 Gallon (Yields 2 gallons) ..... \$ 42.89  
5 Gallon (Yields 10 gallons)..... 176.50

### Drapery Cleaning and FR Treatment

BMI Supply is pleased to offer drapery dry-cleaning and FR (flame retardant) treatment services. The process includes thorough cleaning, minor repairs, and FR treatment by immersion method. This results in a completely refreshed and safe drapery. Typical turnaround time is 2-3 weeks, but can vary depending on job size and overall workload. Please plan accordingly. In some cases, certain fabrics may not be well-suited to this process. Additionally, some draperies may be deemed too frail or worn to be effectively treated. In many cases, it is more cost-effective to purchase new draperies than to clean & treat old ones.

Please call or email with your drapery size & fullness (pleating) information for a comprehensive quote.

## Rosco Flamex

The prevention of fire hazards is of paramount concern in the entertainment industry. The products below, which were recently updated and improved by Rosco Laboratories, can effectively treat many materials used in modern stagecraft. Be sure to order the product that is suited for the material you are trying to treat. Please call or email for additional flame retarding information.

**(B) "PA" Paint Additive** - Flamex PA is a clear additive for creating a flame retardant paint layer. Add one (1) full jar of Flamex PA to a US gallon (3.79L) of water based paint to make your paint coating flame retardant. Flamex PA is compatible in most latex or vinyl acrylic paints but always test with your specific paint choice.  
**Flamex PA, Jar ..... \$12.25**

**(C) "NF" Natural Fiber** - Most fabrics made of natural fibers can be effectively treated using Rosco Flamex NF. Ideal for cotton, muslin, scrims, cotton netting, natural velours, and more. No greasy residue.  
**Flamex NF, Gallon ..... \$34.23**

**(D) "SF" Synthetic Fiber** - Will treat many synthetic fabrics, such as polyesters, nylons, acrylics and rayons, as well as most cotton/synthetic blends.  
**Flamex SF, Gallon ..... \$53.55**

**"DF" Delicate Fabrics** - Many fabrics in theatre have a gentle hand and soft drape. Flamex DF is a gentle solution that maintains the soft qualities of the fabric while still providing a safe and secure flame treatment. Flamex DF works with most natural or synthetic fiber fabrics.  
**Flamex DF, Gallon ..... \$53.55**

**"PC" Paper & Cardboard** - Formulated specifically to treat paper products commonly used in props and scenery construction. Most paper products without a wax coating or other water resistant properties can be effectively treated.  
**Flamex PC, Gallon ..... \$53.55**

**(E) "WD" Raw Wood** - To treat wood and cellulosic materials. Good for plywood, board stock, sheet goods, hay, acoustical tile and other common materials. After the Flamex treatment has dried fully, wood materials can be painted or stained without affecting the flame retardance.  
**Flamex WD, Gallon ..... \$53.55**

# Paint



(A)



(B)



(C)

(D)



(E)

**BEST SELLER**



(F)

## (A) Fineline Scenic Brushes

These professional lining brushes are made to our exclusive specifications with superior qualities not present in ordinary brushes. The white china bristles are long, extremely elastic, responsive, and specially bound in metal to withstand the rigors of water soluble glues and paints.

No.	Bristle Width	Length	Price
18	1/4"	1-1/2"	\$ 8.64
17	1/2"	1-5/8"	9.59
16	3/4"	2"	13.45
15	1"	2-1/4"	18.15
13	1-1/2"	2-3/4"	25.85
12	2"	3"	32.52
10	3"	3-1/2"	49.75
21	3 Brush Set - 1/2", 1", 2"		55.00
22	6 Brush Set - 1/4" thru 2"		98.50

## Rosco Iddings Brushes

Professional quality, but priced within the budget of scene painting students. All brushes feature a seamless ferrule and natural bristles.

No.	Ferrule Width	Bristle Length	Price
5610	1/4" fitch	1-1/2"	\$6.50
5611	1/2" fitch	1-3/4"	8.25
5612	3/4" fitch	2"	12.75
5613	1" fitch	2-1/4"	17.50
5614	1-1/4" fitch	2-1/2"	22.75
5615	1-1/2" fitch	2-3/4"	27.50
5616	2" fitch	3"	34.00
5618	3" fitch	3-1/2"	54.00

- 5617 7-brush set, includes 1/4" - 2" fitches .... **\$106.09**
- 5619 8-brush set, includes 1/4" - 3" fitches .... **\$143.82**

## (B) Fineline Lay In Brushes

White china bristle with excellent response and life. 4" and 6" brush handles unscrew for pole mounting.

No.	Width	Price
00LI	6"	\$52.03
10LI	5"	41.75
12LI	4"	37.15
14LI	3"	16.61
18LI	2"	9.38

## Bamboo Drawing Sticks

Used to hold your charcoal, marker, or brush when working in the "down" position. Five pieces per pack, approximately 4' long, diameters vary slightly.

- 3/4" diameter ..... **\$ 9.00/pk**
- 1" diameter ..... **12.00/pk**

## Natural Sponge

The best for textures and other techniques. Approximately 6" round.

- NS100 ..... **\$7.95**

## Powdered Vine Charcoal

- Very fine powder. Excellent for pouncing. 6 oz. jar.
- Powder Charcoal ..... **\$10.00**

## Charcoal Sticks

- 8mm-10mm Thick, Box of 12 ..... **\$10.50**

## Bogus Paper

A 90 lb. gray absorbent paper. Placed under your drop or scrim during painting, it helps to avoid puddling and aids drying. Will not pucker or adhere to drops.

- 60" x 150 yds. .... **\$145.00**

## HUDSON® PAINT SPRAYERS

### (C) Professional Sprayer

Top quality sprayer with rugged stainless steel tank. T-handled precision brass pump assembly is separate from tank cover, allowing the pump assembly to stay clean while refilling (instead of picking up dirt from resting on the ground). Large Simplex inner seal allows easy filling and cleaning. Viton soft parts, power sprayer hose with curved brass wand. Multi-Jet-4-way nozzle with Drip-not wand yields professional results and clean work area.

- 781 1 gallon ..... **\$323.78**
- 782 2 gallon ..... **339.67**
- 5500XB Conical Tip ..... **21.00**

### (D) INDUSTRO Sprayer

2.5 gallon epoxy coated galvanized steel. Designed specifically to spray thicker compounds and curing products with ease! Large Simplex opening allows filling without removing pump. Brass pump, Viton seals and gaskets, solvent-resistant Goodyear hose, heavy-duty control valve.

- 003 2.5 gallon ..... **\$101.89**

### (E) TEK Hand Sprayer

Made of high impact polyethylene which holds 2.5 liters. Supply tube strainer prevents clogging. Nozzle adjusts from mist to long range spray.

- 142 2.5 liter ..... **\$29.82**

## Jiffy Mixers

Tired of cheap plastic paint mixers that are sold at the "Big Box" stores? We found a real drill-driven paint mixer that's made in the USA! The Jiffy Mixers are made of 304 polished stainless steel. They are durable and the unique design ensures excellent mixing. **HS-2 is ideal for 1-2 gallon containers, fits in 1/4" or larger chuck.**

- (F) HS-2 Model ..... **12.95**



# Scenic Materials



(A)

## Ethafoam Rod

A round foam rod that can be used whole, halved, or quartered. Great for sets and props, bendable, easy to cut. Comes in reels except for 1-1/2" & 2" which come in 6' sticks. Call for other odd sizes.

Diameter	Feet/Case	Full Case	100' cuts
1"	600'	137.00	36.00
1-1/2"	396'	205.00	6.00*
2"	228'	240.00	9.50*

\* = per 6' stick, 10 stick minimum

## Mirrors

Silver Shrink Mirror is designed to be tacked to frames and then shrunk with heat for optical clarity. The other mirrors all offer excellent mirror surfaces in a metallized self extinguishing plastic format. All rolls are 30' long.

No.	Product	Price/Roll
3906	Flexible Silver 48".....	\$ 69.50
3909	Silver Shrink 54".....	145.00
3925	Thin Silver 55".....	43.25
3927	Thin Gold 55".....	43.25
3930	Rigid Gold 54".....	99.00
3931	Rigid Silver 51".....	99.00

## RoscoGlitter (while supplies last...)

Based on 1 mil double metallized polyester film cut into 1/64" hexagonal flakes. Brilliant under stage lights and can be sprinkled on or mixed directly into Clear Gloss or Flat Acrylic for easy application. Additional colors available.

No.	Description	Price 4 oz./1 pound
2890	Silver (3990)	\$8.00/\$25.00

## Vacuform

BMI Supply carries a wide range of vacuform panels and objects. Below are a handful of popular items:

- Brick panels
- Cinderblock panels
- Fieldstone panels
- Shingle roof
- Dental mouldings
- Spanish tile
- Fire hydrants
- Radiators

Many styles require trimming and/or finishing. Special shipping considerations apply. Please call or email to discuss your project in detail!



Engraver Tool

Knife Tool

Sculpting Tool

Freehand Router



Bow Cutter



Power Supply

## Hot Wire Foam Factory Cutting Tools

Most tools in the entertainment industry used for cutting and sculpting foam are designed for the construction industry. These affordable tools are designed with the artisan in mind. We put them to the test and found them to be equally as effective as conventional knives, incredibly nimble and comfortable to use over long periods. Take a look and call us with any questions.

**Hot Knife:** Like a hand-held scroll saw and power drill for foam. The blades are made from thin tough steel with a unique round shape that slices quickly and cleanly in any direction.

**Freehand Router:** Rigid cutting wire can be bent into any shape. Great for custom contours and working in awkward spaces. Only works with the Pro Power Station.

**Sculpting Tool:** Great for freehand sculpting, carving, and scroll cutting. The arms pivot so the wire can be taut or looped outward. Features on/off slide switch in handle.

**Engraver:** Only the pointed tip heats up, making it perfect for detail work.

## Kits

Kits below include the tools, case, wires/blades, and the Multi-Heat Power Supply. Call for other kits, tools, and replacement wires and blades.

Product	Gallon	
Oomoo 25 .....	\$153.00	
Oomoo 30 .....	153.00	
<b>(A) Smooth Cast</b>		
The Smooth Cast liquid plastics are ultra-low viscosity urethane casting resins that yield bright white and virtually bubble free results. These unique products offer the convenience of a one to one mix ratio. The differences between the individual products are working time (pot life) and demold time. All Smooth Cast can be pigmented; the Smooth-Cast 325, 326, and 327 are developed specifically for adding color pigments and fillers. Fully cured castings are tough, durable, machinable, and paintable. Applications for Smooth-Cast include reproducing medium size sculptures, prototype models, special effects props, and decorative jewelry. 5 gallon lots also available.		
Product	Pot/Demold (min)	Gallon
SC 300	3/10	\$85.00
SC 305	7/30	85.00
SC 310	15/240	85.00
SC 325	2.5/10	82.60
SC 326	7/10	82.60
SC 327	15/240	82.60

## Compound Bow Cutter

The 2' x 4' Compound Bow Cutter can be configured as 2' or 4' long by 6" or 18" deep. Round aluminum tubing coated in tough rubber for secure grip. Convenient switch is right on the tool. Includes variable power supply, four 2' and four 4' long life Hot Wire blades, and 3 snap-clamps for storage or using as a workbench cutter. Quickly collapses for transport and storage..... \$206.96

**Check out our website for more foam cutting tools!**

# Projection Materials



(A)



(B)

## Rosco Projection Materials

Rosco offers five (5) different screen types to suit most any production need. Cut screen can be incorporated into scenic pieces or adhered to your own custom frame.

**Front White** - Highly reflective, opaque material. Front White is best suited for situations requiring a bright image and wide viewing angle. High gain (brightness) means ambient light should be well controlled.

**Light Translucent** - Slightly opaque, light gray screen. For projection, ideally suited for high ambient light situations (such as outdoors). High light transmission allows the screen to compete with ambient sources. Excellent for bounce drops and diffusion.

**Twin White** - Rosco's most popular and versatile screen. Milky white color makes for equally bright images using front or rear projection (allowing for seamless crossfades). Viewing angle approaches a full 180°. For front projection, ambient light must be well controlled.

**Black** - Ideal for high ambient light situations. Dark gray color comes to life with excellent resolution when backlit with a strong source. Viewing angle limited to 60°. Hides well within the framework of a set.

**Grey** - Offers many advantages of the black material with a wider viewing angle (120°).

**55" width** ..... \$18.53 per yard  
**86" width** (Gray, Twin White, Front White only) ..... 85.74 per yard

**Transparent Screen Tape** - Used for temporarily seaming material together or repairing small tears.  
 48mm x 50m ..... \$7.00/roll

## Custom Projection Screens

Made-to-order front and rear projection screens are a phone call (or email) away! We can produce custom screen sizes with unfinished edges or ready-to-hang with grommets, pockets, or any other specified finish. All materials are inherently flame retardant PVC. Choose from front (opaque) white, grey, black, creamy white, pale blue, or translucent. Rosco materials above also available. Minimum size is 220 square feet.  
**Custom Screens** ..... Price on Request

## (A) Da-Lite Powered Projection Screens

BMI Supply is proud to carry the complete line of projection screens from Da-Lite. In addition to the Fast Fold series listed here, Da-Lite offers powered screens, portable tripod screens, Insta-Theatre screen packages, lace-and-grommet screens, wall mount screens, auditorium roll-up screens, and raw screen materials. Not sure what product suits your venue? Call on our years of experience to help!

## Projector Lamps

BMI Supply is the source for LCD/DLP projector replacement lamps. Excellent prices for every major projector manufacturer including Boxlight, Dukane, Eiki, Infocus, NEC, Proxima, Sanyo, Sony, and more. Call with make and model and we'll do the rest!

## (B) Da-Lite Deluxe Fast Fold Screens

Professional's choice for compactness and portability. Lightweight yet exceptionally stable folding aluminum frames with your choice of projection screen, all neatly stored in a rugged poly case with wheels (included). Set up is quick and easy with no tools needed. Support legs allow screen adjustment up or down in 6" increments. 1.25" square aluminum tubing with plated hardware stands up to heavy use. All tubing is brushed and burr free to eliminate sharp edges. Screen can be easily changed for front or rear projection. **Need something bigger than the screens listed below? Heavy duty fast fold deluxe systems are also available in sizes up to 19' x 25'!** Drapery dress kits also available for all screens.

\*= HD (Heavy Duty)

Leg upgrade recommended for additional stability..... Add \$424.20

**Da-Mat** - Front projection. Smooth, white, vinyl finish surface for precise image reproduction. Wide 50° viewing angle. Cleanable, flame retardant, mildew resistant.

Overall Size	Picture Size	Complete Screen		Surface Only	
		Product #	Price	Product #	Price
54" x 74"	50" x 70"	88602	\$ 590.52	34214	\$186.48
63" x 84"	59" x 80"	88606	750.12	34215	208.32
6' x 8'	68" x 92"	88612	804.72	34219	291.48
*7'-6" x 10'	86" x 116"	88617	926.52	34225	430.92
*9' x 12'	104" x 140"	88619	1055.88	34230	588.00
*8' x 14'	92" x 164"	39310	1207.92	39316	766.92

Many more sizes available! Please call or email.

**Da-Tex** - Rear Projection. Translucent neutral gray vinyl surface offers high transmission and low reflectance values. Excellent color rendition and contrast suitable for all types of rear projection. Cleanable, flame retardant, mildew resistant.

Overall Size	Picture Size	Complete Screen		Surface Only	
		Product #	Price	Product #	Price
54" x 74"	49" x 69"	88623	\$ 694.68	90802	\$ 309.12
63" x 84"	58" x 79"	88627	926.52	90806	369.60
6' x 8'	67" x 91"	88633	1001.28	90812	489.72
*7'-6" x 10'	85" x 115"	88638	1191.12	90817	684.60
*9' x 12'	103" x 139"	88640	1475.88	90819	963.48
*8' x 14'	92" x 164"	39311	1568.28	39317	1125.60

Many more sizes available! Please call or email.

**Dual Vision** - Front and Rear Projection. Unity gain ideal for projection under controlled light conditions. Cleanable, flame retardant, mildew resistant.

Overall Size	Picture Size	Complete Screen		Surface Only	
		Product #	Price	Product #	Price
54" x 74"	49" x 69"	88686	\$ 701.40	90824	\$250.32
63" x 84"	58" x 79"	88690	882.00	90828	289.80
6' x 8'	67" x 91"	88696	1009.68	90834	361.20
*7'-6" x 10'	85" x 115"	88701	1180.20	90839	547.68
*9' x 12'	103" x 139"	88703	1312.08	90841	766.08
*8' x 14'	92" x 164"	39313	1547.28	39319	915.60

Many more sizes available! Please call or email.



# Flooring



## Staging Concepts

### (A) SC90 Decks

Staging Concepts' SC90 single sided deck is fabricated with a patented extruded 6105-T6 aluminum frame topped with a sturdy 1" thick exterior grade plywood substrate panel with an aluminum backer. Surface options include: Polypropylene, Plyron, Fiberglass, Carpet, Natural Wood, Painted Wood and more. Can be used indoors and out, field repairable, custom sizes and shapes available. Top-locking Roto-Locks are standard. Options include a Class A fire rating, acoustical dampening, and more. Deck will support a live load of 125 lbs. per square foot.

**4' x 8' SC90 Deck, Black Poly Pro ..... \$439.00**

### (B) SC90 Leg Supports

Staging Concepts' SC90 Leg Supports are available in fixed or adjustable heights. Legs are fabricated from 1-1/4" schedule 40 6105-T6 aluminum pipe. The legs are attached to the platform in a compression loading condition and held in place with a 3/8" corner lock fastener. At the bottom of each leg is a non-marring leveling foot with 2" of travel. Stabilizing gussets are constructed from the same material and are fastened to the legs with a slip-on structural fitting. No tools are required to erect these units.

**SC90 Leg Supports, 24" Height, Set of 4 ..... \$74.25**

**SC90 Leg Supports, 16" Height, Set of 4 ..... 60.75**

### (C) Fixed Height Stair Units

Staging Concepts' stair units are economical, simple, and strong. Typical dimensions are 36" or 44" wide with rises up to 7", yet can be custom built to your specifications. Constructed of ERW steel tubing for durability, and finished in a clear zinc plating, black zinc plating, or black powder coat. Units include locks that fasten to any Staging Concepts' deck. Tread surface is available in the same materials as the platforms.

**Stair Units, 36", Painted Wood, Black PC (3 Tread) ..... \$845.00**

### Staging Concepts Transport Carts:

#### (D) 8-Deck Transport Cart

Platforms sit on edge making the cart easier to navigate through narrow doorways and hallways. Heavy gauge steel tube welded construction sits atop two 6" rigid casters and two 6" swivel casters. Also available in six or ten deck capacities.

**8-Deck Cart ..... \$845.00**

#### (E) Push Bar Deck Cart

A simple and economical means of transporting your platforms. Two 6" casters attach to the two leg sockets of an SC90 platform on one side, while a push bar with two additional casters attach to the opposite side. The bottom platform becomes the cart. Will hold up to 15 decks.

**Push Bar Deck Cart ..... \$475.00**

## Staging Concepts EZ Stage



EZ Stage is Staging Concepts' most recent addition to their already diverse and robust portable staging equipment line. The tool free setup and tear down improves load-in/load-out times. A unique folding mechanism lifts the unit onto its casters as it is folded for transport, while automatically folding the legs into storage position. Automatic latching prevents the unit from unfolding during transport and storage. Decking composed of Staging Concepts standard 3/4" Marineteck Plywood with bare wood. Carpeted, or polyvinyl surface options available. The EZ Stage frame is 1"x2" steel tube, powder coated black. A mill finish aluminum angle is used to wrap the perimeter of the deck, protecting it from damage. All units have a load capacity of 4000 lbs. Please call for pricing on guard rails, step units, and skirting to complete your staging package.

Height	Folded Dimension	6' x 8'
12" Fixed Height	72"x24"x53".....	<b>\$1690.00</b>
16" Fixed Height	72"x24"x57".....	<b>1690.00</b>
24" Fixed Height	72"x30"x64".....	<b>1690.00</b>

**Full line of Staging Concepts products available.**

**Please call for your custom quote.**

# Flooring



(A)



(B)



(C)

## Rosco Dance Floor Products

**Dance Floor** - Basic matte finish vinyl floor, excellent for touring companies and other "temporary" floor installations. Dance Floor is reversible with black on one side and your choice of white or grey on the other. 1.3mm thick, 63" wide, 2 lbs. per linear foot.

Item	Cut Price	Roll Price (131.1')
#8720 Black/Grey	\$13.75/ft	\$1587.36
#8723 Black/White	13.75/ft	1587.36

**Adagio** - Excellent for all forms of dance, including ballet, tap, and modern. Heavy duty virgin PVC is tough and durable for hard shoe dance styles, yet supple enough for ballet. Travels well as a portable floor, suitable for permanent installation as well. 63" wide, .06" thick, 2.42 lbs. per linear foot.

Item	Cut price	Roll Price (101.7')
#8922 Black	\$18.50/ft	\$1656.94
#8935 Grey	18.50/ft	1656.94

**Adagio Tour** - A tough, lighter weight Adagio floor that lays flat quickly while still providing a terrific tap sound. Excellent for all dance types. Matte finish to prevent distracting reflections. Excellent for touring at 1.6 lbs. per foot. 63" wide, just 1mm thick.

Item	Cut price	Roll Price (101.7')
#8622 Black	\$14.00/ft	\$1252.93
#8635 Gray	14.00/ft	1252.93

**Performance Floor** - Durable, all-purpose vinyl floor best for permanent or semi-permanent installations in studios, multi-purpose rooms, stages, etc. Excellent abrasion resistance means this floor can withstand camera dollies, lighting racks, tap shoes, and ballroom dancing. 6' wide, 0.1" thick, 60' rolls only.

Item	Cut price	Roll Price
#73035 Black	N/A	\$1760.82
#73030 White	N/A	1760.82
#73031 Light Grey	N/A	1760.82
#73025 Dark Grey	N/A	1760.82

## Dance Floor Tape

For taping dance floor seams. This 6 mil vinyl tape is easy to put down and take up but has superior hold. Black, gray, white or clear.

2" x 36 yds. ....	\$5.25/roll
Case lot, 24 rolls .....	4.75/roll

## Dance Floor Cleaners

Regular cleaning of dance flooring ensures product life and keeps your performers happy. Use the All Purpose Cleaner for routine cleaning, Heavy Duty for stripping and deep cleaning of heavily soiled floors.

Type	Liter	Gallon
All Purpose	\$12.75	\$32.00
Heavy Duty	12.75	32.00

## (A) Roscotiles

Unique, rugged floor product is 100% vinyl in 3' x 3' squares, making it easy to pick up and put down. Works well as a durable temporary or permanently installed floor. Should one or more tiles be damaged, replacement is simple and clean. Low luster sheen can be buffed to a high gloss. 3mm thick, 12 lbs. per tile.

Item	Price Per Tile
#8415 White .....	\$46.31
#8422 Black .....	46.31
#8435 TV Grey .....	46.31

## (B) Rosco Subfloor

Finally! A quality sprung floor that doesn't require specialized (and expensive) installation labor. Rosco's new modular Subfloor system features a simple, innovative Wavelock interlocking design for tremendous dimensional stability. Made of medium density fibreboard (MDF) and strategically placed closed cell foam pads. Engineered in consultation with performers to achieve the perfect balance between support and "spring". Floor height is just 2". Subfloor can be installed wall-to-wall or in a portion of a room (with ramp edging for access). Comprised of 42" x 42" panels (40 lbs.), with perimeter components (3'-6", 7'-0", corners) and transition ramps to hold everything together. Readily installed for short term and long term applications. Self contained units (w/ramps) install with standard hand tools. Basic carpentry skills helpful for wall-to-wall installations. Extensive installation information and accessories available.

42" Subfloor Panel .....	\$140.06
42" Perimeter .....	103.40
84" Perimeter .....	130.66
21" Corner perimeter (x2) .....	140.06
42" Ramp perimeter .....	187.06
21" Corner ramp perimeter .....	540.50

## (C) PortaBarre

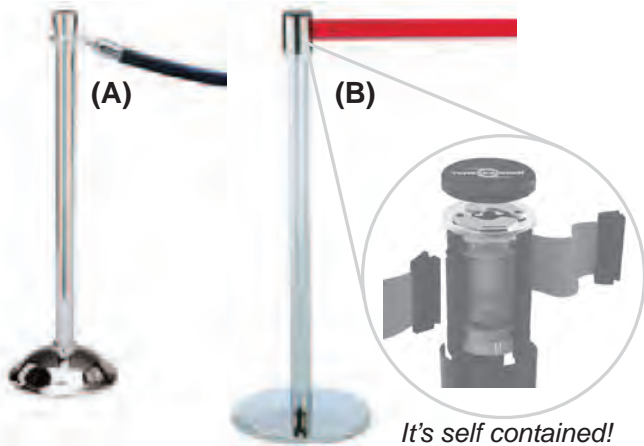
Just like the name implies, a truly portable ballet dance barre. Extremely lightweight, yet highly durable and stable for all exercises dancers normally do at a barre. Easy set-up and tear down saves time and effort. Sold complete with custom designed carrying case.

#108 9' Barre w/case .....	\$478.21
#054 4'-6" Barre w/case .....	298.28







# Specialties



It's self contained!



## Crowd Control Stanchions

### (A) Classic Posts

Standard portable posts by Lawrence Metal are finely crafted for years of heavy usage while maintaining their attractive finish. Ropes are custom made to your specification using 1.5" Velour jacketed cotton core. Additional finish and rope options available.

### #310T Standard Post w/Traditional Base

- Polished Chrome ..... **\$129.60**
- Satin Chrome ..... **129.60**
- Polished Brass ..... **149.85**
- Satin Brass ..... **149.85**
- 1.5" Velour Rope, per foot ..... **6.89**

(Antique gold, rust, brown, bright red, maroon, royal blue, ice blue, purple, pearl gray, hunter green, beige, black)

### Snap Hook Ends, Each

- Polished Chrome ..... **\$16.20**
- Satin Chrome ..... **16.20**
- Polished Brass ..... **20.25**
- Satin Brass ..... **20.25**

### (B) Tensabarrier Posts

Sturdy portable posts with retractable tape/belt cartridge offer easy set-up and clean lines. Various post finishes, tape colors, and tape lengths available. Listings below are commonly requested units. Lifetime post warranty; 5-year belt cartridge warranty. 26 lbs. per post.

### #890U Metal Base, 1-line, 7.5' Belt

- Polished Chrome ..... **\$157.14**
- Polished Brass ..... **177.39**

### #890U Metal Base, 1-line, 13' Belt

- Polished Chrome ..... **\$197.64**
- Polished Brass ..... **217.89**

### #890U Metal Base, Receiver Post (no belt)

- Polished Chrome ..... **\$140.94**
- Polished Brass ..... **161.19**

## (C) Pelican Cases

These robust cases are versatile and nearly indestructible. All Pelican Cases feature watertight, crushproof, dust proof construction; Easy to open double throw latches; O-ring seal around the lid; Automatic pressure equalization valve; and stainless steel hardware and padlock protectors. Pelican guarantees its products for a lifetime against breakage or defects in workmanship. Pelican cases are watertight to a depth of 3 feet for 30 minutes (IP 67) if properly closed with undamaged O-ring in place. **The following are just a sampling of the available cases. Call for more models, options, and accessories.**

Model	L (inches)	W (inches)	H (inches)	Colors Available	With Foam	-NF (No Foam)
0500	34.95"	18.45"	25.25"	Bk, Dt	\$755.96	\$629.56
1120	7.25"	4.75"	3.06"	Bk, Si, Yl, Or, Bl, Dt	\$32.76	\$29.06
1200	10.62"	9.68"	4.87"	Bk, Si, Yl, Or	\$52.76	\$45.40
1450	16.00"	13.00"	6.87"	Bk, Si, Yl, Or	\$123.40	\$107.81
1470	16.68"	13.06"	4.37"	Bk, Dt	\$141.20	\$129.80
1510	22.00"	13.81"	9.00"	Bk, Dt	\$204.76	\$173.40
1520	18.06"	12.89"	6.72"	Bk, Si, Or, Bl, Dt	\$156.76	\$133.47

Bk - Black; Si - Silver; Yl - Yellow; Or - Orange; Bl - Blue; Dt - Desert Tan

## (D) Road Cases

Protect your equipment investments with our high quality cases. We offer a wide range of case construction types depending on your demands. We have everything ranging from light-duty lightweight briefcases for your paperwork to ATA approved flight cases for intelligent lights. Call with the make/model of your equipment for a no hassle quote.

## (E) The Clarin Folding Chair

Since 1925, when Clarin introduced the first all steel folding chair in the U.S., their exclusive X-frame design chair has been known for its quality, durability and ease of handling. These folding chairs can be ganged together without tools or parts, have removable arm rests and are self leveling on uneven surfaces. The non-marring foot glides are an integral part, not a cap of the durable tube and channel frame. A wide variety of fabrics and colors are available as well as custom screened logos. **Call for pricing.**


## (F) Clarin Reserve Seating

Upholstered seats and backs and frame finishes available in a variety of decorator colors. Also available with an independent lift seat to allow easy entry and exit between rows. Folds compactly and is easily stored in minimum space. **Call for pricing.**

# CHECK OUT OUR WEBSITE!

HTTP://SHOP.BMISUPPLY.COM

In 2012, we launched our retooled e-commerce website! Please check it out at <http://shop.bmisupply.com>. You'll find a number of items we could not fit in the print catalog. The site also features color swatches, gobo images, additional pictures, product documentation, related product listings, updated pricing, product launches, specials, clearance items and much more!



- \* INTUITIVE BROWSE MENU
- \* EASY SEARCH FUNCTION
- \* SAVED SHOPPING CARTS
- \* ACCOUNT HISTORY
- \* PRODUCT DOCUMENTS
- \* RELATED PRODUCTS
- \* SPECIALS & CLEARANCE

Prefer picking up the phone and calling? We love answering it! As always, we are available from 8AM - 6PM eastern prevailing time, Monday through Friday. E-mail is great too!



# Index

Acrylic Glazes.....	82,83	Chain Cutter.....	13	DMX, Wireless.....	32	GAM SX4.....	43
Adapters.....	37	Chain Hoist, Manual.....	14	Donuts.....	35	Gel.....	41
Adhesives.....	84,85	Chain Motors.....	14	Dowser, Projector.....	43	Gel Cabinet.....	41
Aero Technics.....	25	Chainrunner.....	14	Drafting Templates.....	33	Gel Frames.....	35
Aircraft Cable.....	12	Chairs.....	92	Draperies.....	2, 3	Gel Strings.....	44
All Purpose Snaps.....	13	Charcoal, Powdered.....	87	Drawing Charcoal.....	87	Gel Tape.....	6
Alloy Deck Chain.....	13	Charcoal, Stick.....	87	Drawing Sticks, Bamboo.....	87	Gel Tube.....	41
Altman Fixture Parts.....	63	Cheeseborough.....	8	Drops.....	3	Gel Wrap.....	41
Amplifiers.....	76	Cheesecloth.....	4	Drop In Iris.....	35	Gerbs.....	25
Aquamax Hazer.....	22	Clam Shell Pipe Clamps.....	13	Dry Ice Fogger.....	24	Glass Patterns.....	40
Artificial Snow.....	26	Clamps, Beam.....	13	Duct Tape.....	6	Glass Pattern Holders.....	35
Backdrops.....	3	Clamps, Grid Crossover.....	13	Duve Tape.....	6	Glazes, Clear.....	82-83
Backstage Light.....	34	Clamps, Pipe.....	8,10,11,13,38	Duvetyne.....	4	Glitter.....	88
Bamboo Drawing Sticks.....	87	Clamps, Wire Rope.....	12	EOS Lighting Console.....	66	Glow Gaffers.....	6
Barndoors.....	35	Cleaner, Floor.....	91	Earworn Mics.....	75	Go Tape.....	6
Barre, Dance.....	91	Clew, Cable.....	17	Easy Trim Clamp.....	17	Gloves.....	30
Batten Caps.....	16	Coatings, Scenic.....	84	Econo Cyc.....	51	Glue, Contact Cement.....	85
Batten Sleeve.....	16	Coffin Lock.....	8	Effect Projector, Star.....	29	Go-No-Go Gauges.....	12
Batteries.....	31	Coldflow, Rosco.....	24	Elastic Ties.....	37	Gobo Rotator.....	42
Beam Bender.....	35	Color Changers.....	44	Electric Cable.....	37	Gobos.....	40
Beam Clamp.....	13	Color Extender.....	35	Electrical Tape.....	6	Gravity Point.....	17
Belaying Pins.....	16	Color Frames.....	35	Ellipsoidal, Outdoor.....	49	Grease Pencils.....	41
Belt Pack, Intercom.....	79-81	Color Kinetics Lights.....	56	Ellipsoidal Parts.....	63	Grid Clamps.....	13
Birdies.....	46	Color Media.....	41	Ellipsoidals.....	48,49	Griplock.....	12
Blacklights.....	28	Colorizer Patterns.....	40	Erosion Cloth.....	4	Grommet Die and Cutter.....	5
Blacktak.....	6, 35	Color Media.....	41	ETC Element.....	67	Grommets and Washers.....	5
Blackwrap.....	35	Color Wash, Robe.....	59	ETC Revolution.....	59	Ground Cyc.....	51
Blisslights.....	29	Color Scrollers.....	44	ETC Selador.....	52,53	Guard Rail.....	92
Board Tape.....	6	ColorSpot, Robe.....	59	Ethafoam Rod.....	88	Hair Mic.....	75
Body Microphone.....	75,77	Commando Cloth.....	4	Ethernet Cable.....	37	Half Hats.....	35
Bogus Paper.....	87	Company Switch.....	36	Ethernet Nodes.....	32	Hampers.....	5
Bongo Ties.....	37	Confetti.....	25	Ethernet Switch.....	32	Hand Sprayer.....	87
Boom Bases.....	39	Connectors, Electrical.....	36	Exhibit System.....	2	Hanging Irons.....	9
Boom Base Weight.....	39	Connectors, XLR.....	36	Eyebolts, Forged.....	8	Harness, Safety.....	15
Boomerang, Drop in.....	61	Contact Cement.....	85	Eyebolt, Shouldered.....	8	Hazers.....	22
Boom Tieoff.....	39	Continuity Tester.....	31	Fabrics, Stage and Scenery.....	4	Head Blocks.....	16
Borderlights.....	50,52,55-	Control Consoles.....	66,67,70,72,73	Fall Protection.....	15	Headsets.....	79-80
Borders.....	3	Counterweights.....	16	Fans.....	26	Heat Shield.....	41
Break-outs/ins, multicable.....	36	Cpoint Connectors.....	36	Fast Fold Screens.....	89	High Heat Gloves.....	30
Breakaways.....	27	Crank up Lifts.....	39	Feeder Cable.....	37	HID Fixtures.....	48
Breaching Snap.....	5	Crimp Tools.....	12	Feeder Tees.....	36	Hinges.....	8
Broadway Cyc.....	51	Crosbies.....	12	Field Drafting Template.....	33	Hoists.....	14
Brushes, Paint.....	87	Crowd Control.....	92	Film FX, GAM.....	43	Hooks, Picture.....	9
Bubble Machine.....	26	Crushed Dichroics.....	40	Film Loop Projector.....	43	Horizontal Lifeline.....	15
Bungee Cord.....	18	Cue Light System.....	78	Fire Effect.....	27	Hot Knife.....	88
Burlap.....	4	Curtains.....	2, 3	Fixture Parts.....	63	Hot Wire Cutters.....	88
C-Clamp Handle.....	38	Curtains, Fiber Optic.....	3	Flame Effect.....	27	I-Cue Mirror.....	43
Cable, Aircraft.....	12	Curtain, Track.....		Flame Retardants.....	86	I-Marc Followspot.....	62
Cable Clews.....	17	and Accessories.....	19-21	Flame Retardants.....	86	Image Multiplexer.....	42
Cable, Color Changers.....	37	Cyclorama.....	3,89	Flamex.....	86	Image Pro.....	42
Cable Cutters.....	12	Cyclorama Lights.....	50,51-52,55-56	Flashlights.....	34	Intercom Systems.....	79-81
Cable, DMX.....	37	D-Ring and Plate.....	9	Flex Bond.....	85	Intercom, Window.....	79
Cable, Electrical.....	37	Dance Barre.....	91	Flex Coat.....	84	Intercom, Wireless.....	81
Cable, Ethernet.....	37	Dance Floor.....	91	Flex I Trac.....	19	Iris.....	35
Cable, Feeder.....	37	Dance Floor Cleaner.....	91	Flicker Lantern.....	27	J - Lar Tape.....	6
Cable, Link/RFU.....	37	Dance Floor Tape.....	6, 91	Floodlights.....	51	Jiffy Mixer.....	87
Cable, Microphone.....	75	Data Detector.....	31	Floor Cleaner.....	91	Jiffy Steamer.....	5
Cable, Multi.....	37	Deck Chain, Alloy.....	13	Floor Block.....	16, 20, 21	Jute Webbing.....	5
Cable Ramps.....	37	Deck Stick.....	8	Flooring.....	90,91	Kee Klamps.....	10,11
Cable Tape.....	6	Derby Rope.....	18	Fluorescent Paint.....	85	Keeper Plate.....	9
Cable Ties.....	37	Deuer Blocks.....	17	Fuoro Fixture.....	51	Kegeator.....	21
Cable Wraps.....	37	Dichroic Filters.....	40, 41	Foam Coat.....	84	Knuckle Buster.....	17
CAD Software.....	33	Dimmer Bar.....	68,71,72	Focusing Cyc Light.....	51	Lamp Tester.....	31
Candle, Battery Powered.....	27	Dimmer Doubler.....	69	Fog Fluid.....	23	Lamps, Stage/Studio.....	64-65
Canvas.....	4	Dimmers.....	68,69,71,72,73	Fog/Smoke Systems.....	22-24	Lantern, Flicker.....	27
Cam Lok Connectors.....	36	Dimming, Architectural.....	68,72	Foil, Black.....	35	Lanyards, Shock Absorbing.....	15
Carriers, Track.....	19-21	Distribution.....	37	Follow Spot Handle.....	61	Lavalier Microphone.....	75,77
Carts, Wheeled.....	5, 90	DMX Cable.....	37	Follow Spot Scroller.....	61	Laser, Starlight.....	29
Cases.....	92	DMX Data Detector.....	31	Follow Spot Sight.....	61	LED Drape.....	3
Casket Lock.....	8	DMX Ethernet Nodes.....	32	Follow Spot Yoke.....	61	LED Lighting.....	52-57,59,60
Castered Rover.....	39	DMX Iris.....	35	Follow Spots.....	61,62	LED Little.....	34
Casters.....	7	DMX Line Tester.....	31	Fresnels & related wash.....	47,53-58	LED Music Stand Light.....	46
Ceiling Plate with Ring.....	9	DMX Relay.....	32	Friction Tape.....	6	LED Flashlight Kit.....	34
Chain.....	13	DMX Snapshot.....	31	Full Body Harness.....	15	LeFlame.....	27
		DMX Snow Machine.....	26	Gaffers Tape.....	6	Leg-A-Matic I.....	9
		DMX Splitter.....	32	GAM Chek.....	31		
		DMX Terminator.....	37				

# Index (continued)

Leg Bracket.....	9	Pear Rings.....	13	Shackle Plate.....	9	Tee Handle.....	8
Lens Tubes.....	48	Pen, Lighted.....	34	Shackles.....	13	Telephone Ringer.....	27
Lifelines.....	15	Pen, Paint.....	41	Sharktooth Scrim.....	3,4	Telrad Sight.....	61
Lifts, Crank up.....	39	Permacolor Filters.....	41	Shock Cord, Elastic.....	18	Template Holders.....	35
Light Bulbs.....	64-65	Picture Sockets & Hooks.....	9	Shouldered Eyebolt.....	8	Templates, Drafting.....	33
Light Fixture Parts.....	63	Pin Plugs.....	36	Shrink Mirror.....	88	Templates, Lighting.....	40
Lighted Pen.....	34	Pin Rail, Pins.....	16	Side Arms.....	38	Tension Gauges.....	12
Lighting Control		Pin Splitter Tool.....	36	Silent Storm Snow.....	26	Terminator, DMX.....	37
Consoles.....	66,67,70,72,73	Pin Wire.....	8	Sky Cyc Light.....	51	Theatrical Hardware.....	9
Lighting Software.....	33,73	Pipe & Drape.....	2	Sleeve Gauges.....	12	Thimbles.....	12
Lighting System,		Pipe Caps.....	16	Slings, Spanset, & Wire Rope.....	15	Threaded Plate.....	9
Portable.....	72	Pipe Clamps, Lighting.....	38	Slip Counterweight.....	16	Ticket Window Intercom.....	79
Lighting Tree.....	39	Pipe Clamp Wrench.....	38	Slit Drape, Mylar.....	26	Tie Line.....	5,18
Lighting Wrenches.....	38	Pipe Fittings, Slip-On.....	10,11	Smart Bar Dimming.....	68	Tie Wraps.....	37
Lights, Gooseneck.....	34	Pivot Arms, Drapery.....	19	Smart Move.....	42	Tool Leash.....	30
Lightweight Headsets.....	79-80	Plastic Varnish.....	83	Smart Pack Dimmers.....	69	Tool Pouches.....	30
Lightwright.....	33	Platforms/Bandstands.....	90	Smart Switch Relay.....	68	Tools, Paint.....	87
Littlite.....	34	Platform Brake.....	8	Smoke Machines.....	22-24	Top Hats.....	35
Locking Rail.....	16	Platform Leg Bracket.....	9	Snaps, All Purpose.....	13	Tracks, Curtain.....	19-21
Loft Blocks.....	16	Plugs and Connectors, Power.....	36	Snatch Blocks.....	17	Traveller.....	3
Low Smoke/Fog.....	24	Pocket Console.....	73	Snoots.....	35	Trim Chains.....	13
Lubricant.....	7	Police Beacon.....	29	Snow, Artificial.....	26	Trim Clamp, Easy.....	17
MAC Moving Lights.....	60	Polycyc.....	4	Soca Cable Tester.....	31	Triwheel Casters.....	7
Manilla Rope.....	18	Polysilk.....	4	Sockets, Lamp.....	63	Truss.....	14
Manual Chain Hoist.....	14	Portable Staging.....	90	Sockets, Picture.....	9	Turnarounds.....	36,37
Markers, Batten End.....	16	Pouches.....	30	Software.....	33,45,73	Turnarounds, Feeder.....	36
Markers, Paint.....	41	Power Supply.....	43,44	Sound Software.....	75	Turnbuckles.....	13
Mega Clamp.....	38	Power Switch.....	36	Source 4 CYC.....	53	Twistlock Connectors.....	36
Mega Square Handle.....	38	Power Tester.....	31	Source 4 Ellipsoidal.....	48,49	Twofer, 19 pin.....	36
Mega Wrench.....	38	Presonus Consoles.....	76	Source 4 Jr.....	48	Twofers.....	37
Mending Plate.....	9	Primer, Paint.....	84	Source 4 MINI.....	48	USB Interfaces.....	33
Micro Ellipse.....	49	Projection Screens.....	89	Source 4 PAR.....	46	Utility Rope.....	18
Micro Flood.....	47	Pulleys, Eye and Floor.....	17	Source 4 Parnel.....	47	Ultimate Support Stand.....	39
Micro Striplight.....	50	Purlin Clamp.....	38	Source 4 Parts.....	63	UV Lights.....	28
Microphones.....	74-75,77	Pyrotechnics.....	25	Spandex.....	4	UV Paint.....	85
Mini Striplight.....	50	Quick Links.....	13	Spansets.....	14	Vacufoam, Panels.....	88
Mirror Balls.....	29	Rain Curtains.....	26	Speaker Cloth.....	4	Varnish, Plastic.....	83
Mirrors/Mirror Tape.....	6, 88	Rear Projection Screen.....	89	Speaker Stations.....	79	Vectorworks.....	33
Mixing Consoles.....	76	Rebar Hook.....	15	Speakers.....	76	Velour.....	4
Mold Making Compound.....	88	Reflector Kit, Super.....	49	Spike Tape.....	6	Vine Charcoal.....	87
Motor, Mirrorball.....	29	Relay Panel.....	68	Splitter, DMX.....	32	Voltage Tester.....	31
Moving Light		Remote Focus Unit.....	31,66,73	Sponges.....	87	Wagon Brakes.....	8
Controllers.....	66,67,70,73	ReVEAL.....	58	Spot cord.....	18	Webbing, Jute.....	5
Mouldings.....	88	Revolution, ETC.....	59	Spray Adhesive.....	85	Wheels.....	7
Moving Light Assistant.....	33	Ringer, Telephone.....	27	Sprayers, Paint.....	87	Winches, Hand.....	17
Moving Lights.....	59-60	Rip Ties.....	37	Stage Pin Plugs.....	36	Window Intercom.....	79
Mule Blocks.....	16	Risers.....	90	Stage Screws and Plugs.....	8	Wire Rope Clamps.....	12
Multi Cable.....	37	Road Cases.....	92	Staging.....	90	Wire Rope Grab.....	15
Multi Cable Splitter.....	36	Robe Moving Lights.....	59	Stanchions.....	92	Wire Rope Slings.....	14
Multi Cable Tester.....	31	Rod, Ethafoam.....	88	Stand Light, Music.....	34	Wireless DMX.....	32
Multi PAR.....	50	Rope.....	18	Stand, Lighting.....	39	Wireless Intercom.....	81
Multi Image.....	42	Rope Clews.....	17	Star Drop.....	3	Wireless Microphone Systems.....	77
Music Stand Light.....	34	Rope Claws.....	17	Star Light, Laser.....	29	Wood Glue.....	85
Muslin.....	4	Rope Cutter.....	18	StarPAR, Altman.....	46	Worklights.....	51
Mylar Tape.....	6	Rope Grab.....	15	Steamer, Jiffy.....	5	Wrench, Lighting.....	38
Netting.....	4	Rope Locks.....	16	Step Unit.....	90	XLR Connectors.....	36
Opto Isolator.....	32	Rotodrapers.....	19	Stick Strobe.....	29	Yellow Jacket Cable Ramp.....	37
Outdoor Ellipsoidal.....	49	Round Slings.....	14	Sticks, Bamboo.....	87	Zero Throw Casters.....	7
Paint Pen.....	41	Rover, Castered.....	39	Sticks, Charcoal.....	87	Zip Strip.....	50
Paint Mixer.....	87	S-Hooks.....	5	Storage Bags.....	5	Zoom Ellipsoidals.....	48,49,54
Paint Sprayers.....	87	Saddle Sandbags.....	17	Streamers.....	25		
Paints, Scenic.....	82-85	Safety Cable.....	38	Strip Lights.....	50,52,55,56		
Panels, Scenic.....	88	Safety Harness.....	15	Strobe Lights.....	29		
Paper, Bogus.....	87	Sandbags.....	17	Studio Floor.....	91		
PAR Lights.....	46	Sash Cord.....	18	Styrofoam Cutters.....	88		
Parnel.....	47	Scenery Bumpers.....	35	Subfloor, Dance.....	91		
PAR, Source 4.....	46	Scenery Carriers.....	20,21	Sure Hinge.....	8		
Parts, Fixture.....	63	Scenic Coatings.....	84	Swage Sleeves.....	12		
Patterns.....	40	Scenic Projector.....	43,45	Swage Tools.....	12		
Patterns, Custom.....	40	Scoops.....	51	Swisson Tester.....	31		
Patterns, Glass.....	40	Screens, Projection.....	89	Switchcraft Connectors.....	36		
Pattern Holders.....	35	Scrim.....	3,4	Swivel Casters.....	7		
Pattern Rotator.....	42	Scroller Cable.....	37	SX4, GAM.....	43		
		Scrollers, Color.....	44	T-Hex Handle.....	8		
		Sculpt Or Coat.....	84	Tackle Blocks.....	17		
		Sculpting Tool.....	88	Tape-Cloth, Mylar and Vinyl.....	6		
		Sea Changer Color Engine.....	58				





Serving the Entertainment Industry

571 Queensbury Ave  
Queensbury, NY 12804

Change Service Requested



## Tri-Wheel Swivel Casters

Three swivel casters mounted around a center swivel point means easy turning of the heaviest platforms. Also known as zero throw casters, the effort required to turn the casters and move the platform in the opposite direction is a fraction of that required with plain swivel casters. Made of steel plate, heavy duty ball bearings, and load rated casters, the tri-wheel caster will ease your scene shifts. Comes assembled.

**Neoprene** - Excellent on all surfaces. Superb rejection of floor debris, very quiet operation. Rounded tread allows for effortless swiveling.

**Hard Synthetic Rubber** - Good on smooth surfaces. Impervious to oil, grease, and water. Extremely durable.



<b>300 lbs. Capacity</b> - 4" overall height, 4-3/4" clearance radius, hard rubber wheels	<b>\$121.00</b>
<b>300 lbs. Capacity</b> - 4" overall height, 4-3/4" clearance radius, neoprene wheels	<b>121.00</b>
<b>800 lbs. Capacity</b> - 4-3/16" overall height, 5-1/2" clearance radius, neoprene wheels	<b>167.00</b>
<b>1100 lbs. Capacity</b> - 4-3/16" overall height, 5-1/2" clearance radius, hard rubber wheels	<b>183.00</b>

## Platform Leg Brackets

This simple yet indispensable piece of hardware creates a corner pocket for any height platform leg. Bracket bolts to platform frame with standard 3/8" bolts. Made from high grade 6061-T6 aluminum. Saves time, saves money, adds security and strength! The bracket also helps to hold the 2 x 4 corner together. Does not relieve the need for cross bracing legs.

<b>Leg-a-Matic (for 2x4 legs)</b>	<b>\$7.15</b>
<b>Leg-a-Matic II (for 1.5" pipe)</b>	<b>9.79</b>

