

#6101/6102/6151/6152

PATHPORT UNO / PORTABLE UNO



PRODUCT OVERVIEW

Pathport™ UNO is ideal for venues and applications where a simple, single DMX port is needed, in either flushmount or portable form factors.

FEATURES

- One DMX512 port, configurable
- DMX routing on a universe or channel-by-channel basis
- Multiple source merging or prioritizing
- User-configurable DMX output speed and signal loss behavior
- LED indicators for network and DMX status
- Power-over-Ethernet (PoE) or auxiliary 24VDC power input
- E1.20 RDM compliant as proxy device
- Manage up to 256 RDM responders per port
- Fits standard single-gang, deep backbox
- Attractive single-gang faceplate included (models 6101/6102)
- Black or Stainless Steel finish (models 6101/6102)
- Surface-mount enclosure available as optional accessory (P/N #6900)
- Elegant design suitable for any location
- Supports the following Ethernet Protocols:
 - E1.31 Streaming ACN (sACN/Net3)
 - Strand Shownet
 - Pathport Protocol
 - Art-Net
 - ETC Net2 (Output Only)

SPECIFICATIONS

- Power-over-Ethernet Class 1 Device - 4W maximum
- Auxiliary 24VDC Power input
- Operating Conditions: 14°F-122°F (-10°C to 50°C); 5-95% relative humidity, non-condensing

STANDARDS COMPLIANCE

- USITT DMX512 - 1990 / ANSI E1.11 DMX512-A R2013
- E1.20 RDM - Remote Device Management
- E1.31 sACN - Streaming ACN
- IEEE 802.3af Power-over-Ethernet
- CE/ETL
- RoHS 2011/65/EU
- California Title 1.81.26, Security of Connected Devices

WEIGHTS AND DIMENSIONS

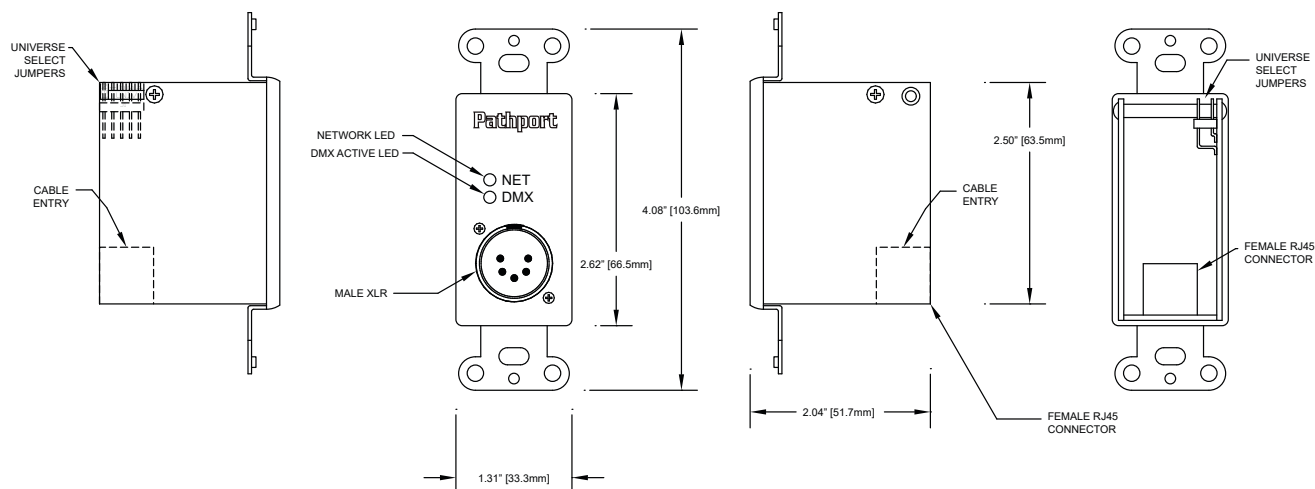
- 1.0 lbs (0.45 kg)
- 1.31"W x 4.08"H x 2.04"D (33.3mm x 103.6mm x 51.7mm) [models 6101/6102 - not including face plate]
- 1.83"W x 3.2"H x 4.98"D (46.5mm x 81.3mm x 126.5mm) [models 6151/6152]

INCLUDED FURNISHINGS

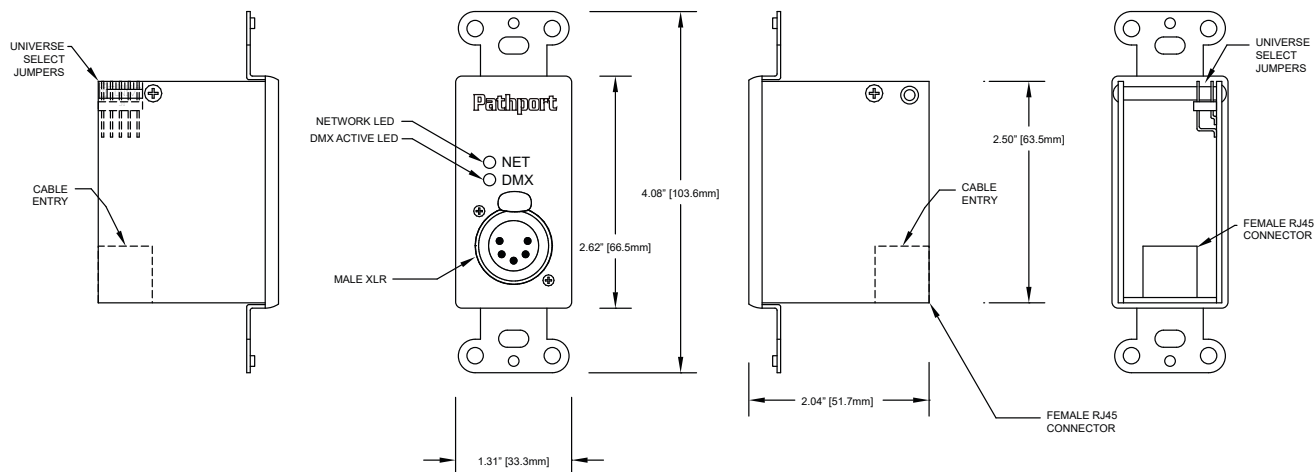
- Installation Guide
- Single-gang faceplate (models 6101/6102)
- Hanging Bracket (models 6151/6152)

DIMENSIONS

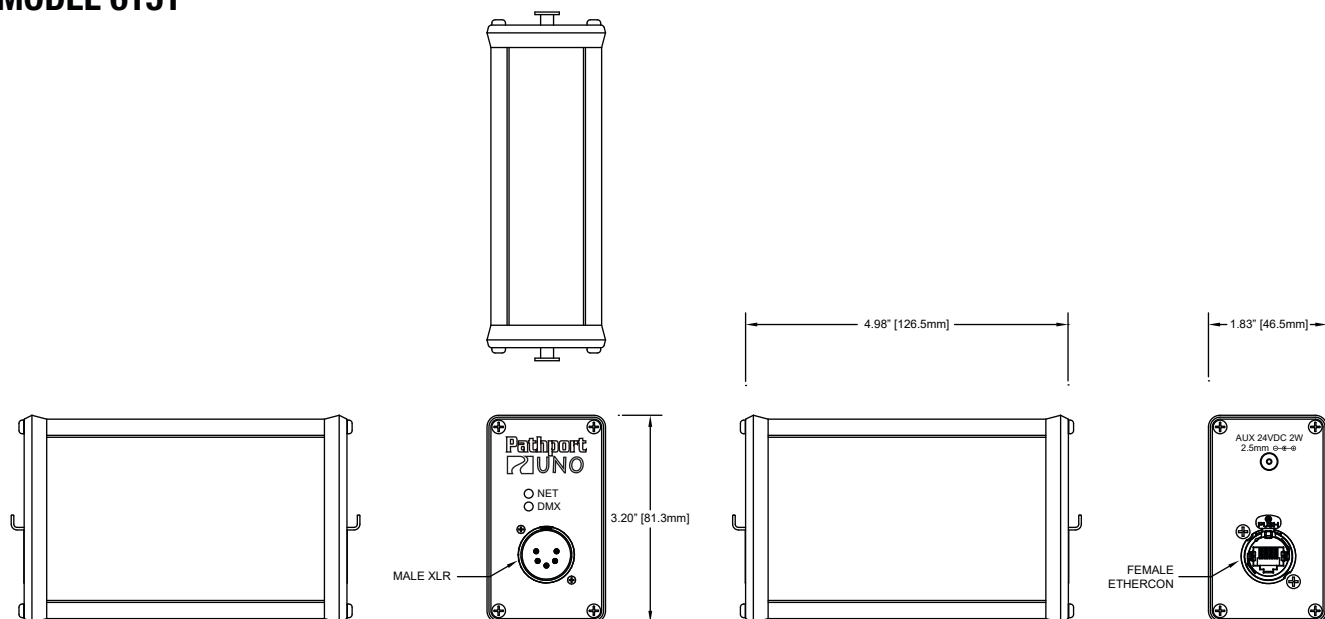
MODEL 6101



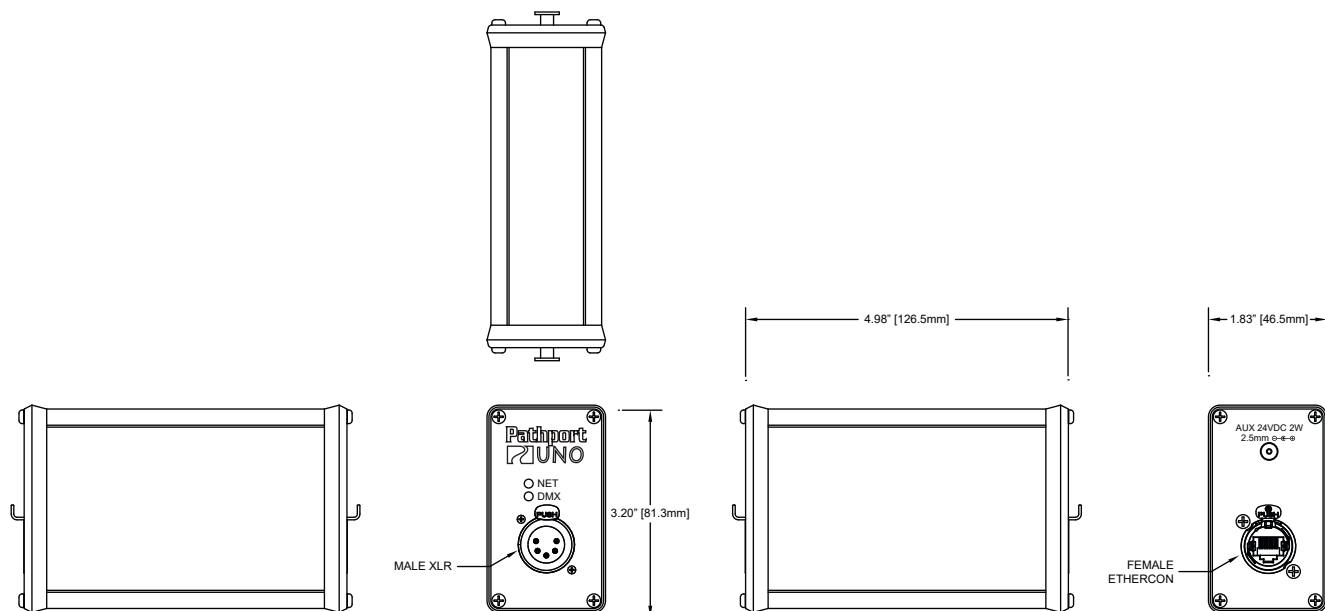
MODEL 6102



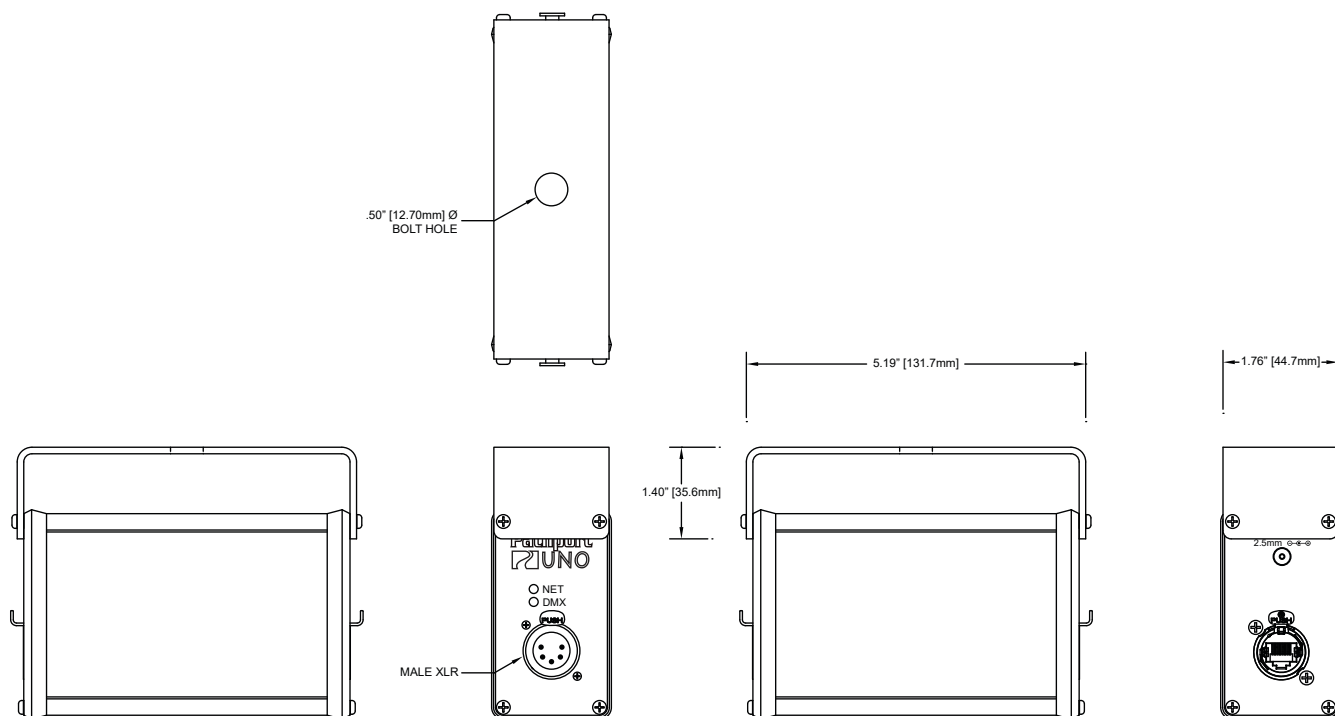
MODEL 6151



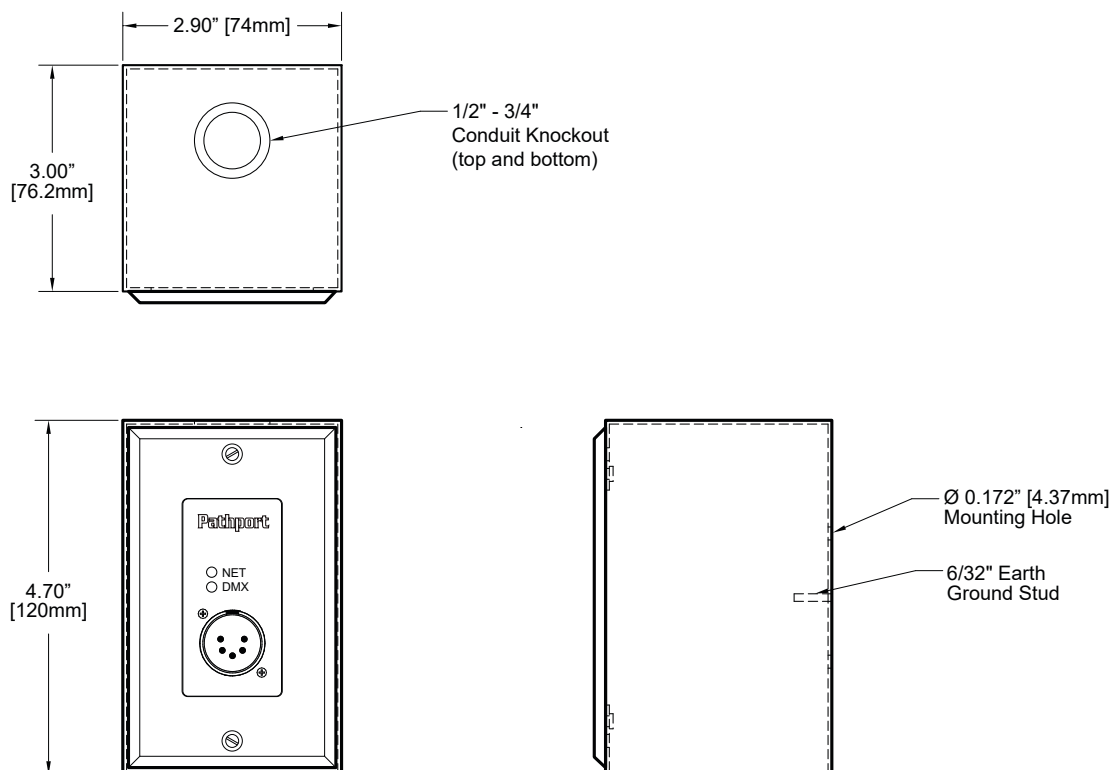
MODEL 6152



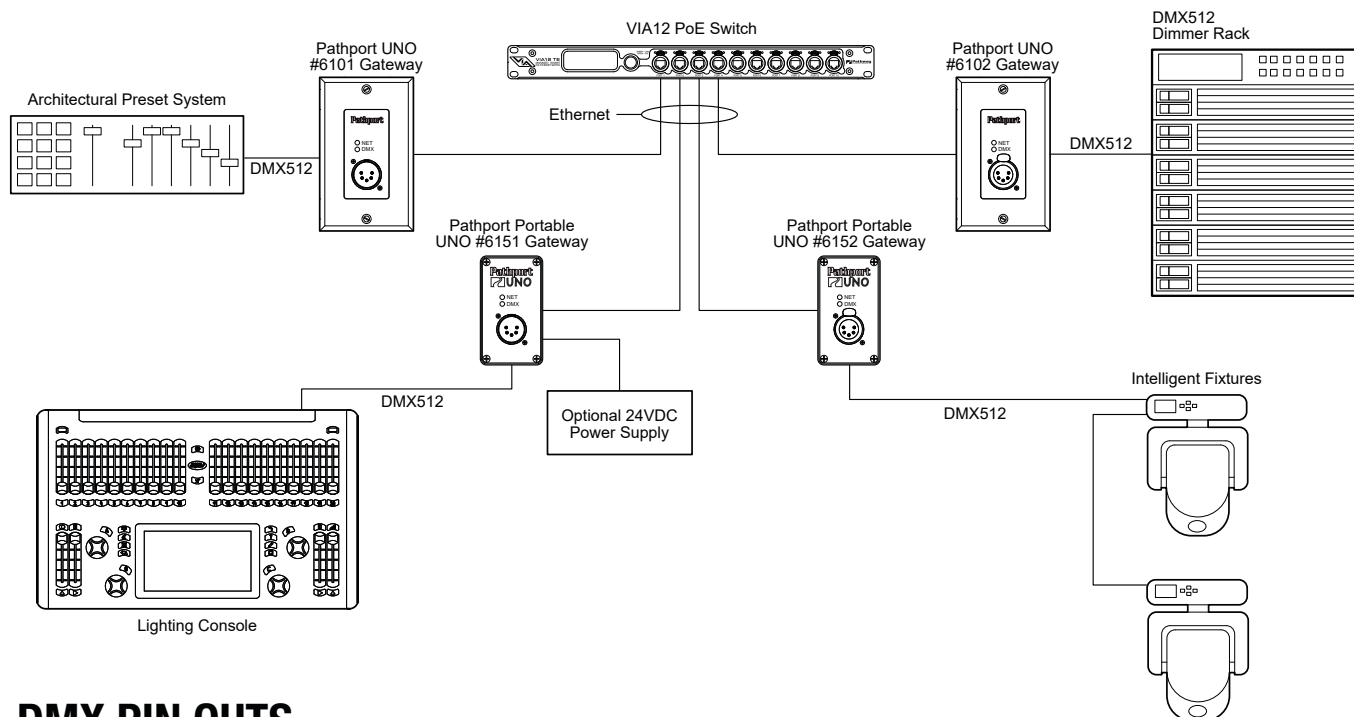
MODEL 6152 w/ BRACKET



MODEL 6101 w/ 6900 SURFACE MOUNT ENCLOSURE



APPLICATION EXAMPLE



DMX PIN OUTS

DMX512/RDM
PINOUT:
FOR SHIELDED
TWISTED PAIR

XLR PIN #	PURPOSE
1	Shield
2	Data - (complement)
3	Data + (true)
4	Not Used
5	Not Used

DMX512/RDM
PINOUT:
FOR CAT 5/6

XLR PIN #	CAT5/6 Pin # and Color	PURPOSE
3	1 - White/Orange	Data 1 + (true)
2	2 - Orange	Data 1 - (complement)
5	3 - White/Green	Not Used
4	6 - Green	Not Used
-	4 - Blue	Not Used - do not connect
-	5 - White/Blue	Not Used - do not connect
1	7 - White/Brown	Shield/COM
1	8 - Brown	Shield/COM

ORDERING INFORMATION

PART #	DESCRIPTION
6101 SS/BL	Pathport UNO Gateway, 1 XLR5M DMX Input, Stainless Steel or Black
6102 SS/BL	Pathport UNO Gateway, 1 XLR5F DMX Output, Stainless Steel or Black
6151	Pathport UNO Portable Gateway, 1 XLR5M DMX Input
6152	Pathport UNO Portable Gateway, 1 XLR5F DMX Output
6153	Pathport UNO Tabletop Gateway, 1 XLR5M DMX Input with External PSU
6154	Pathport UNO Tabletop Gateway, 1 XLR5F DMX Output with External PSU
ACCESSORIES	
6900	Pathport UNO Single Gang Surface Mount Enclosure (c/w knockouts)
1001-024-24-WW	24 Watt, 24 VDC Auxiliary Tabletop Power Supply