

#6401/6402/6403/6406/6407

# PATHPORT OCTO



## PRODUCT OVERVIEW

The Pathport OCTO provides all the features and flexibility that Pathports are renowned for, at our lowest cost-per-port ever.

Status LEDs provide instant confirmation of port direction and activity. The LCD display and encoder knob allow for front panel configuration and reporting of the most commonly used features, such as IP address and subnet mask, port direction and protocol selection. Different Ethernet protocols may even be merged together or prioritized. Advanced features include crossfade between DMX sources, DMX output speed and signal loss behavior. Multiple connector options available, including adaptor kits to convert terminal strips to IDC connections.

## FEATURES

- Eight DMX512 ports, individually configurable
- 10/100Mb Ethernet port
- Front panel UI supports configuration of IP settings, port direction, basic patching and more
- Route DMX on either a universe or channel-by-channel basis
- Map up to eight sources to each output channel, with merge and/or priority options user-set for each source
- Supports the following Ethernet protocols
  - E1.31 streaming ACN (sACN)
  - Art-Net
  - Pathport Protocol
  - Shownet
- Acts as E1.20 RDM proxy controller, when used with freely downloadable Pathport Manager software
- DMX output speed and signal loss behavior user-selectable
- Silent, fanless operation
- Rackmount ears included
- Wide-range power input

## SPECIFICATIONS

- 85-264VAC wide-ranging power input
- Operating Conditions: -10 to +50°C, 5-95% relative humidity, non-condensing

## STANDARDS COMPLIANCE

- USITT DMX512 –1990 \ ANSI E1.11 DMX512-A R2013
- E1.20 RDM - Remote Device Management
- ETL
- CE
- RoHS 2002/95/EC

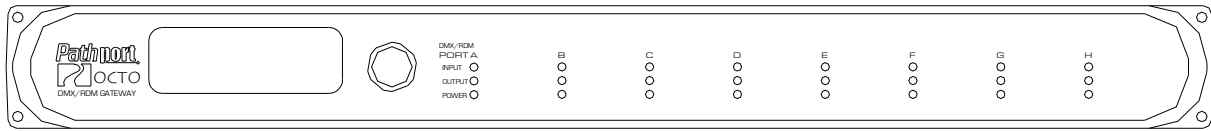
## WEIGHTS AND DIMENSIONS

- 5.2 lb (2.4 kg)
- 17 x 6 x 1.7 in (432 x 150 x 40mm)

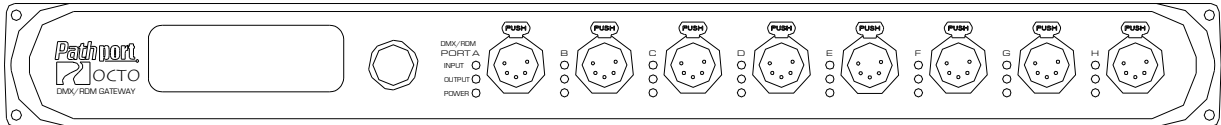
## INCLUDED FURNISHINGS

- Installation/Operations manual
- Rackmount Ears

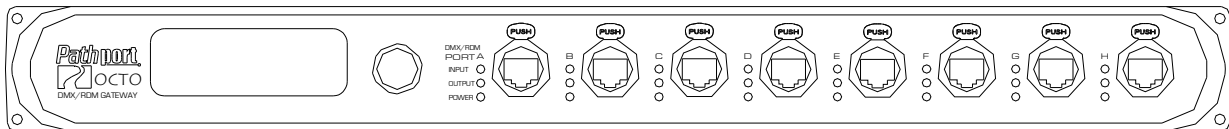
## FRONT PANEL



### MODELS 6401/6402/6406

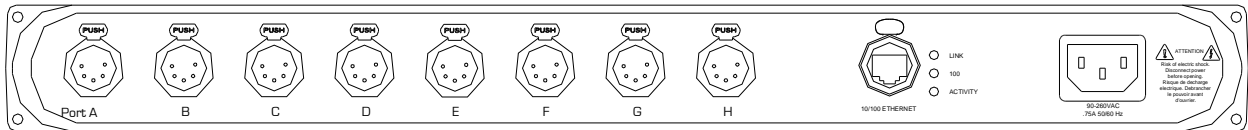


### MODEL 6403




### MODEL 6407

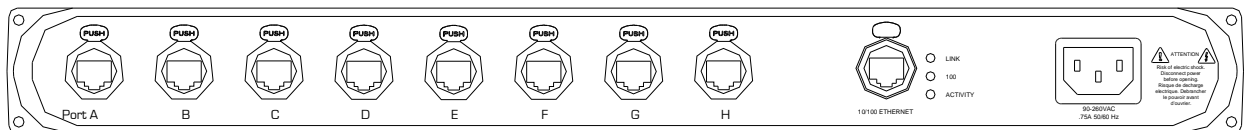
## REAR PANEL



### MODEL 6401

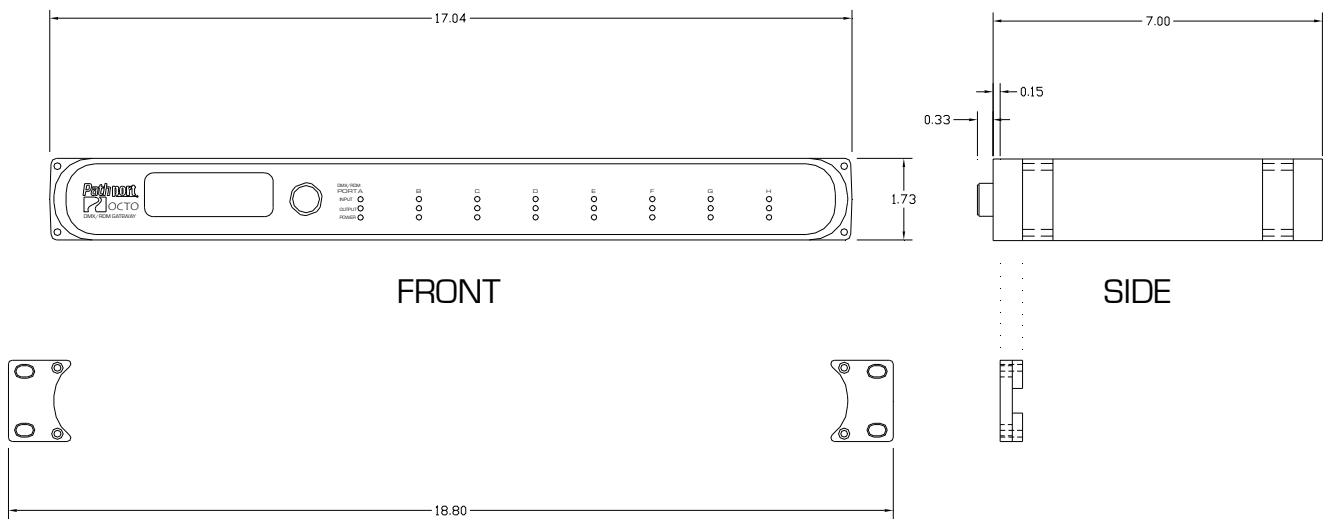


### MODELS 6403/6407

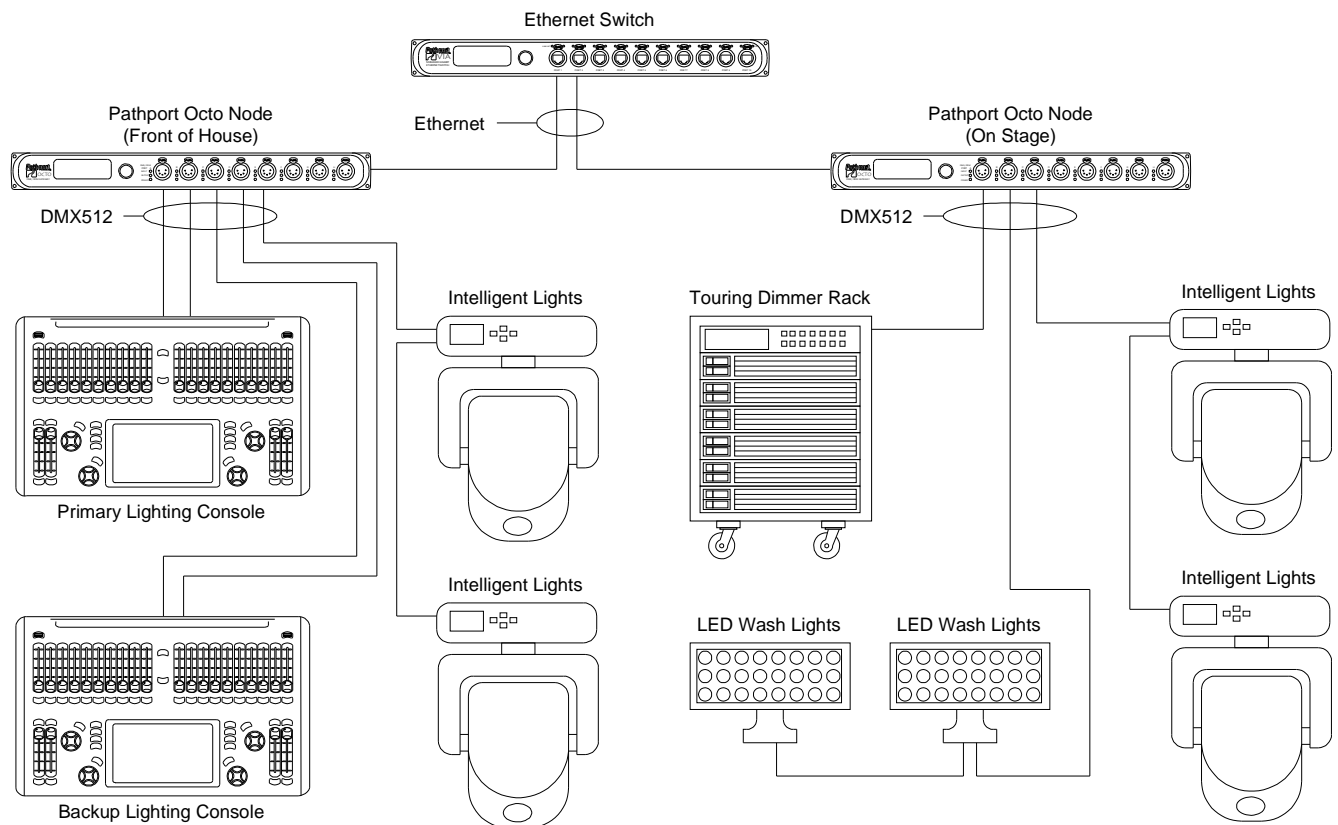


### MODEL 6407

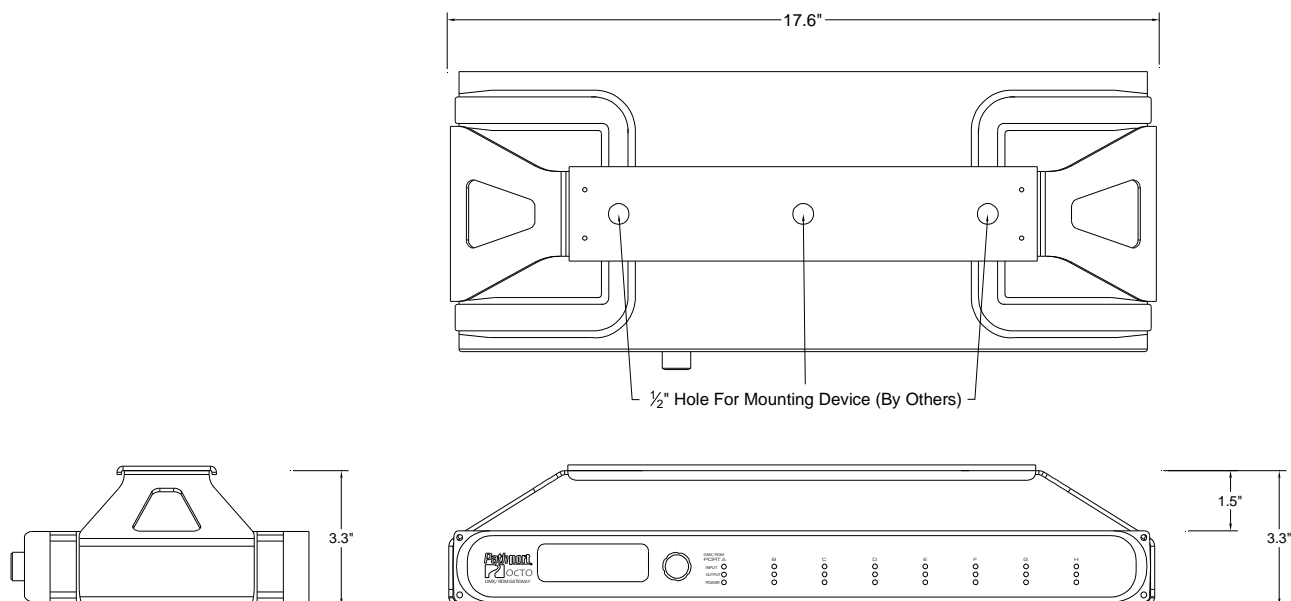
## DIMENSIONS



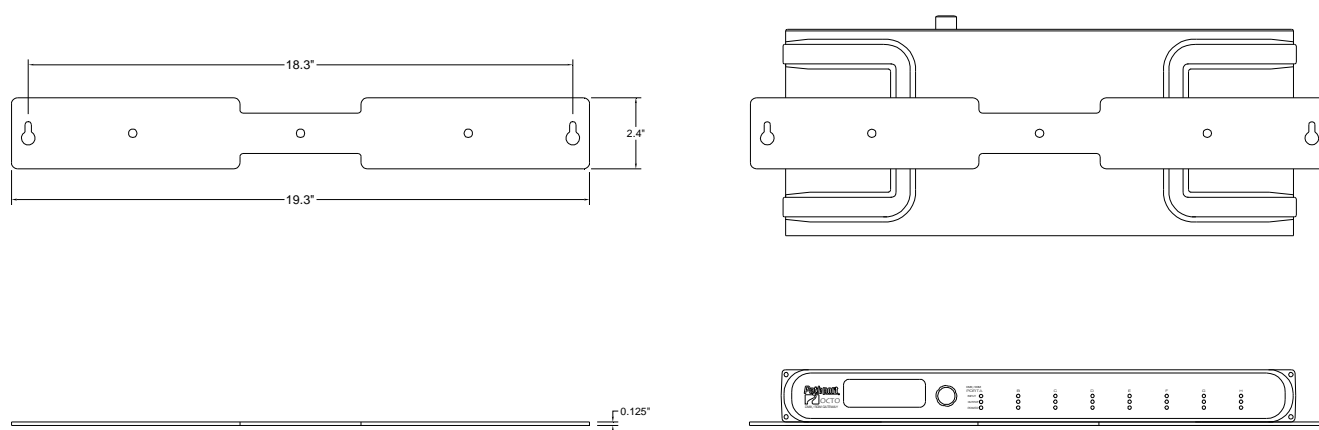
## APPLICATION RISER



## TRUSS MOUNT ACCESSORY—P/N 9003



## WALL MOUNT ACCESSORY—P/N 9002



## DMX512 PIN OUT

XLR PIN #	PURPOSE
1	Shield/COM
2	Data - (complement)
3	Data + (true)
4	Data - (pair 2 complement)
5	Data + (pair 2 true)

## ORDERING INFORMATION

PART #	DESCRIPTION
6401	Pathport Octo 8-Port Node, rear XLR5F connectors
6402	Pathport Octo 8-Port Node, rear terminal connectors
6403	Pathport Octo 8-Port Node, front XLR5F connectors
6406	Pathport Octo 8-Port Node, rear RJ45 connectors
6407	Pathport Octo 8-Port Node, front RJ45 connectors

Models using RJ45 Ethercon connectors for DMX ports are custom-built and are not returnable

ACCESSORIES	
9004	Truss Mount Kit
9005	Wall Mount Kit
40-0093	Adapter, Phoenix-style Terminal to IDC. Each adaptor converts two ports. For use with model 6402